

miR-96 attenuates status epilepticus-induced brain injury by directly targeting Atg7 and Atg16L1

Jing Gan^{1,2}, Qianyun Cai^{1,2}, Yi Qu^{1,2}, Fengyan Zhao^{1,2}, Rong Luo^{1,2}, Chaomin Wan^{1,2},
Dezhi Mu^{1,2,3*}

¹Department of Pediatrics, West China Second University Hospital, Sichuan University, Chengdu 610041, China

²Key Laboratory of Obstetric & Gynecologic and Pediatric Diseases and Birth Defects of Ministry of Education, Sichuan University, Chengdu 610041, China

³Department of Pediatrics, University of California, San Francisco, CA94143, USA

Corresponding author: Dezhi Mu MD, PhD

Department of Pediatrics, West China Second University Hospital, Sichuan University
Chengdu, Sichuan 610041, P. R. China

Email: mudz@scu.edu.cn

Tel: +86-28-85559065

Figure 1

The sample order: Ctrl, SE-2, 6, 12, 24, 48, 72, 144h
LC3



Beclin-1



P62



β -actin



Figure 2

The sample order: Ctrl, SE-2, 6, 12, 24, 48, 72, 144h
Atg7



β -actin





Figure 3

The sample order: Ctrl, SE-2, 6, 12, 24, 48, 72, 144h
Atg16 L1



β -actin



Figure 6

The sample order: Ctrl, SE, SE-miR-NC, SE-miR-96
Atg7



Atg16L1



β -actin




Figure 7

The sample order: Ctrl, SE, SE-miR-NC, SE-miR-96
LC3



P62




β -actin




Figure 8

The sample order: SE-miR-NC, SE-miR-96, SE-Rap-miR-NC, SE-Rap-miR-96

LC3



P62



β -actin

