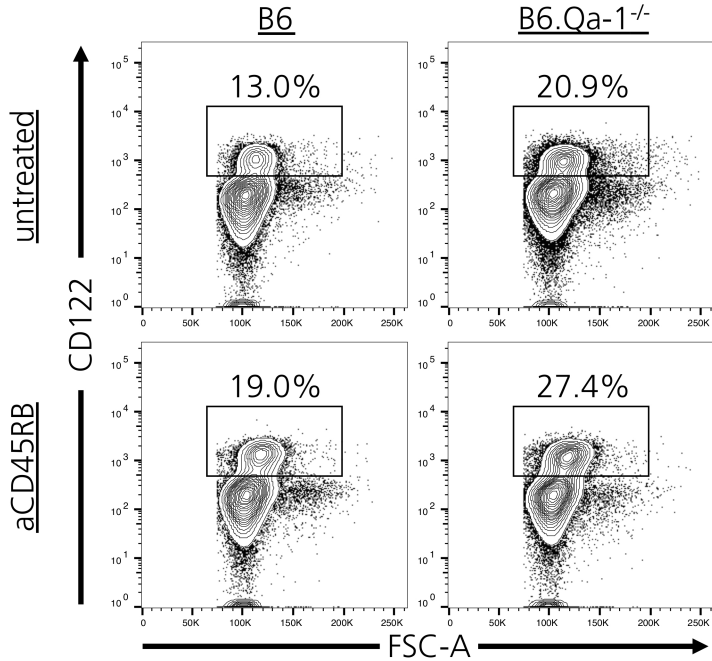


Host Expression of the CD8 Treg / NK Cell Restriction Element Qa-1 is Dispensable for Transplant Tolerance

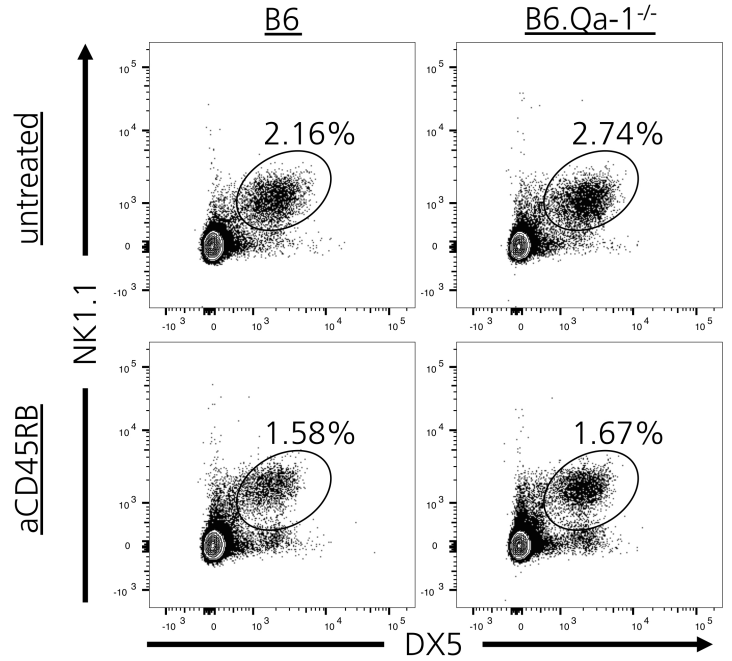
Blair T. Stocks, PhD¹, Christopher S. Wilson, BS¹, Andrew F. Marshall, BA², Lauren A. Brewer², and Daniel J. Moore, MD, PhD^{1,2}

Supplementary Figure 1. Flow plots of data graphed in **Figure 3B**. Briefly, 12-week old B6 and B6.Qa-1^{-/-} mice were left untreated or received a standard 7-day course of anti-CD45RB. Splenic CD8 Treg and NK Cell population frequencies and proliferation were assessed on day 8.

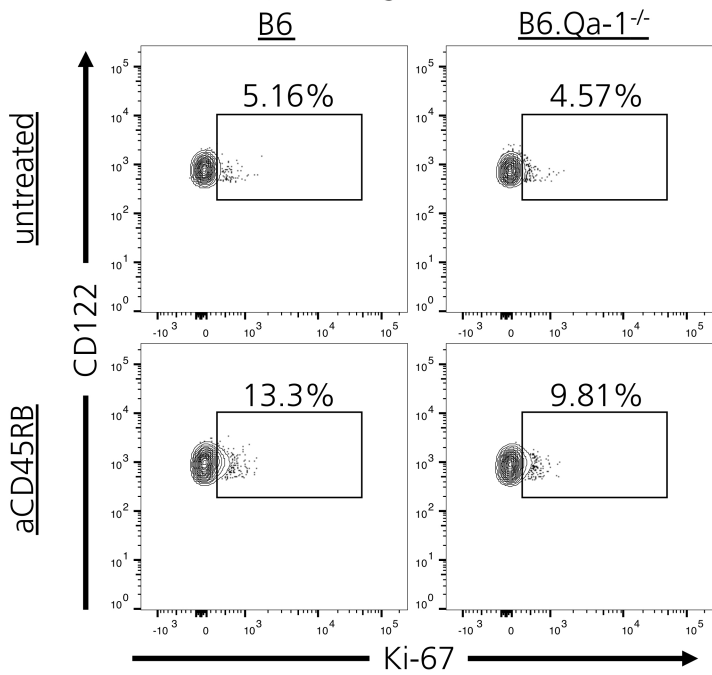
CD8 Treg Numbers



NK Cells Numbers



CD8 Treg Proliferation



NK Cell Proliferation

