

BMJ Open

BMJ Open is committed to open peer review. As part of this commitment we make the peer review history of every article we publish publicly available.

When an article is published we post the peer reviewers' comments and the authors' responses online. We also post the versions of the paper that were used during peer review. These are the versions that the peer review comments apply to.

The versions of the paper that follow are the versions that were submitted during the peer review process. They are not the versions of record or the final published versions. They should not be cited or distributed as the published version of this manuscript.

BMJ Open is an open access journal and the full, final, typeset and author-corrected version of record of the manuscript is available on our site with no access controls, subscription charges or pay-per-view fees (<http://bmjopen.bmj.com>).

If you have any questions on BMJ Open's open peer review process please email editorial.bmjopen@bmj.com

BMJ Open

A global shortage of neonatal and pediatric antibiotic trials.

Journal:	<i>BMJ Open</i>
Manuscript ID	bmjopen-2017-016293
Article Type:	Research
Date Submitted by the Author:	07-Feb-2017
Complete List of Authors:	Thompson, Georgina; St George's University of London, Infection and Immunity; University of Exeter Medical School Barker, Charlotte; St George's University of London, Infection and Immunity; University College London Institute of Child Health Folgori, Laura; St George's University of London, Paediatric Infectious Diseases Research Group Bielicki, Julia; St George's University London, Division of Clinical Sciences; University of Basel Children's Hospital Bradley, John; University of California San Diego School of Medicine, Department of Pediatrics Lutsar, Irja; University of Tartu, Department of Medical Microbiology sharland, mike; St George's University of London, Infection and Immunity; St Georges Hospital, Paediatric Infectious Diseases Unit
Primary Subject Heading:	Paediatrics
Secondary Subject Heading:	Infectious diseases
Keywords:	Paediatric infectious disease & immunisation < PAEDIATRICS, INFECTIOUS DISEASES, PAEDIATRICS

SCHOLARONE™
Manuscripts

A global shortage of neonatal and pediatric antibiotic trials.

G. Thompson^{1,2}, C. Barker^{1,3,4}, L. Folgori¹, J. Bielicki^{1,5}, J. Bradley^{6,7}, I. Lutsar⁸, M. Sharland^{1,4}

¹Paediatric Infectious Diseases Research Group, Institute for Infection and Immunity, St George's University of London, London, UK

²University of Exeter, Exeter, UK

³Inflammation, Infection and Rheumatology Section, UCL Great Ormond Street Institute of Child Health, 30 Guilford Street, London, UK

⁴St George's University Hospitals NHS Foundation Trust, Blackshaw Road, London, UK

⁵Paediatric Pharmacology and Pharmacometrics, University of Basel Children's Hospital, Basel, Switzerland

⁶Department of Pediatrics, School of Medicine, University of California San Diego, CA, United States

⁷Rady Children's Hospital San Diego, San Diego, CA, United States

⁸Department of Medical Microbiology, University of Tartu, Tartu, Estonia

Corresponding author

Georgina Thompson

Paediatric Infectious Diseases Research Group

St George's, University of London

Jenner Wing, Level 2, Room 2.216F, Mail Point J2C

London SW17 0RE

Telephone: 07880325494

Email: gethoms@sgul.ac.uk

Word count: 2607

ABSTRACT

Objectives: There have been few clinical trials (CTs) on antibiotics which inform neonatal and pediatric drug labelling. Consequently, the rate of unlicensed and off-label prescribing in pediatrics remains high. This remains a major concern, particularly in neonates. It is unclear whether the current pediatric antibiotic research pipeline is adequate to inform optimal drug dosing. Using ClinicalTrials.gov registry, this review aims to establish the current global status of antibiotic CTs in children up to 18 years of age.

Results: Only 76 registered open CTs of antibiotics in children were identified globally; 23 (30%) were recruiting newborns (only 8 (11%) included preterm neonates), 52 (68%) infants and toddlers, 58 (76%) children, and 54 (71%) adolescents. The majority of registered trials were late phase (10 (15%) Phase 3 and 23 (35%) Phase 4/pharmacovigilance). Two-thirds were sponsored by non-profit organisations, with few sponsored by pharmaceutical companies (50 (66%) vs. 26 (34%) respectively). A greater proportion of non-profit funded trials were efficacy-based strategic trials (n=34, 68%), in comparison to industry-led trials, which were most often focused on safety or pharmacokinetic data (n=17, 65%). Our search revealed that 2 of the 37 antibiotics listed on the May 2016 Pew Charitable Trusts antibiotic development pipeline, currently being studied in adults, appear to be recruiting in open pediatric CTs.

Conclusions: This review highlights that there are currently very few pediatric antibiotic CTs being conducted globally (especially in neonates). There is striking disparity noted between antibiotic drug development programmes involving adults and children.

Strengths and limitations of this study

- A narrative literature review of registered clinical trials in children.
- Explicit reproducible methodology.
- Search strategy limited to ClinicalTrials.gov and EudraCT. Entirety of clinical research in this field might not have been captured.
- Search strategy also limited to open clinical trials. Active but not yet recruiting trials were not captured.

INTRODUCTION

With the persistence of widespread unlicensed and off-label prescribing in pediatrics – as high as 11.4% and 46.5% respectively – the paucity of clinical research involving children that which is conducted to inform optimal drug dosing, licensing and labelling remains a problem.[1] For certain medicines, drug efficacy can be extrapolated from adult data provided that the pathology and pharmacology (including drug exposure) are the same, or sufficiently similar in children as in adults.[2,3] Advances in modelling and simulation mean smaller focussed studies can now be

1
2
3 performed to help obtain regulatory approval for most medicines, including antimicrobials.[4]
4 Although differences in drug pharmacokinetics (PK) in neonates and children can lead to adverse
5 reactions that are not seen in adult populations, these are very rare and extrapolation of safety data
6 into the pediatric population can further reduce the need for complex study designs.[5]
7
8
9

10 Since antibiotics are the most commonly prescribed medicines in children, it is important to improve
11 our currently limited understanding of their pharmacokinetic profiles to help determine optimal drug
12 dosing and ultimately to improve patient outcomes.[6] Suboptimal antibiotic dosing, including both
13 under- or over-dosing, can lead to toxicity or failure to meet therapeutic targets, which not only
14 contributes to treatment failure, but may also drive antimicrobial resistance through encouragement
15 of selection pressures on drug-resistant strains of bacteria.[7] In the last decade several initiatives
16 have been established to encourage pediatric medicines research, thus bridge the gap between
17 adult and pediatric drug development plans. Such initiatives include the Pediatric Regulation
18 (Pediatric Investigation Plans (PIPs), introduced by the European Medicines Agency (EMA),[8] and
19 Pediatric Study Plans (PSPs), by the U.S. Food and Drug Administration (FDA).[9] Despite this,
20 there remain limited advances in the development of antibiotics for this population.[10]
21
22
23
24
25
26
27
28

29 The global status of clinical research on antibiotics in pediatrics is currently unknown. Using
30 registered records of clinical trials (CTs) on *ClinicalTrials.gov*, this review aims (i) to summarise the
31 current global status of registered antibiotic research in children and neonates, and (ii) to stimulate
32 discussion and collaboration among the relevant stakeholders on the neglect of antibiotic research
33 in pediatrics.
34
35
36
37
38
39

40 **METHODS**

41 **Data sources**

42 The *ClinicalTrials.gov* registry (last accessed 8th November 2016) is an international platform for the
43 registration of CTs. It is a web-based registry, developed in 2000 by the National Institute of Health
44 (NIH) and the FDA, to which trials from 50 states and 163 countries around the world are registered.
45 All information provided for each trial is updated periodically by the trial's sponsoring organisation.
46 The database has a specific child filter, which uses a key word paradigm to select all registered
47 trials recruiting patients/participants up to 18 years of age.
48
49
50
51
52

53 **Study selection**

54 Our records were identified using suitable key word searches, in which the search terms were
55 (antimicrobial* OR antibiotic* OR anti-infective agent*) AND Child AND Open Studies. All identified
56 trials were filtered manually using inclusion and exclusion criteria. Interventional and observational
57
58
59
60

1
2
3 trials on antimicrobials recruiting children up to 18 years of age were considered eligible for
4 inclusion. No specific temporal filter was applied since only open or ongoing clinical trials were of
5 interest. The following records, which were not investigating one or more antibiotics, were excluded:
6 trials of antifungals, antivirals, antiprotozoal, antimycotics, pro- or pre- biotics, antiseptics, topical or
7 inhalational treatments, prophylactic antibiotics, investigating alternative use for antibiotics (for
8 example as anti-inflammatory agents), and trials involving pregnant women or cystic fibrosis,
9 tuberculosis, HIV, febrile neutropenia, and malaria patients.
10
11
12
13

14
15 All eligible records were identified via manual filtering by GT CB, LF and MS.
16
17

18 **Data extraction**

19 The following information was collected from the included records: unique NCT number, recruitment
20 status, study design, trial phase, study sponsor, age group and sex eligibility, clinical indication,
21 geographic region of recruitment, antibiotic being investigated, and endpoint classification.
22 Outcomes were categorised as safety, efficacy or PK. Economic setting (based on geographic
23 region of recruitment) was classified using The World Bank classification.[11]
24
25
26
27

28
29 The specific class of antibiotic studied in each trial was identified and classified using the World
30 Health Organisation (WHO) ATC/DDD index.[12] To investigate whether novel antibiotics are being
31 studied in pediatric and neonatal populations (as well as in adults), the antibiotics currently studied
32 in children were compared with the *Pew Charitable Trusts Antibiotics Currently in Clinical*
33 *Development* pipeline, which identifies novel antibiotics currently under development for the U.S.
34 market.[13]
35
36
37
38

39 **RESULTS**

40
41 Our search identified 1056 records. 603 records were excluded on title because they were studies
42 not involving an antimicrobial. 453 records were investigating one or more antimicrobials and
43 recruiting children below 18 years of age. Among the 195 trials investigating antibiotics, 76 fulfilled
44 our inclusion and exclusion criteria and were included in the final analysis. Reasons for exclusion
45 are summarised in Figure 1.
46
47
48
49
50

51 All 76 CTs identified were open as of 8th November 2016, and 63 (83%) of these were recognised
52 as recruiting participants on this date (Table 1). All trials stated recruitment of both male and female
53 participants.
54
55
56
57
58
59
60

Table 1. Characteristics of clinical trials.

Characteristic	Category	Number of studies, n (%)
Age group	Preterm neonates	1 (1) ^a
	Neonates (total)	23 (30)
	Infants and toddlers	52 (68)
	Children	58 (76)
	Adolescents	54 (71)
Recruitment status	Recruiting	63 (83)
	Not yet recruiting	13 (17)
Study design	Interventional	66 (87)
	Observational	10 (13)
Trial phase^b	Phase 1	10 (15)
	Phase 1-2	1 (2)
	Phase 2	9 (14)
	Phase 2-3	3 (5)
	Phase 3	10 (15)
	Phase 4	23 (39)
	Not specified	10 (15)
Sponsor	Industry	26 (34)
	Non-profit	50 (66)
Geographic region	Africa	8 (11)
	Asia	16 (21)
	Europe	22 (29)
	Latin America	6 (8)
	North America	34 (45)
	Oceania	5 (7)
Antibiotic class	J01A Tetracycline	4 (5)
	J01C Beta-lactam, Penicillin	25 (33)
	J01D Other Beta-lactam	22 (29)
	J01E Sulfonamides and trimethoprim	7 (9)
	J01F Macrolide, Lincosamide, Streptogramin	14 (18)
	J01G Aminoglycoside	2 (3)
	J01M Quinolone	8 (11)
	J01X Other ^c	21 (28)
	J01 Not specified	2 (3)

Totals for Age group, Geographic region, and Antibiotic class do not add up to total number of clinical trials (76) as some trials contributed to more than one sub group.

^a 7 further trials mentioned inclusion of preterm babies in the inclusion criteria.

^b Trial phase % based on percentage of interventional trials.

^c J01X includes glycopeptides, polymixins, imidazole derivatives, and nitrofurantoin.

Age group

On review of the age of participants being recruited, only 23 of the 76 trials (30%) were recruiting newborns (0 to 28 days). 1 of these 23 trials focused solely on recruiting preterm newborns (a further 7 CTs mentioned inclusion of preterm newborns in inclusion criteria). Of the remaining records, 52 (68%) were recruiting infants and toddlers (28 days to 23 months), 58 (76%) children (2

to 11 years), and 54 (71%) adolescents (11 up to 18 years). 29 (38%) trials did not focus solely on the recruitment of children or neonates, with age ranges also spanning across adult populations.

Study type

Interventional trials were most frequently identified (n=66, 87%) with only 10 (13%) observational trials noted. Of the interventional trials, the majority were in the later stages of development; 10 (13%) in Phase 1, 1 (2%) between Phase 1 and 2, 9 (14%) in Phase 2, 3 (5%) between Phase 2 and 3, 10 (15%) in Phase 3 and 23 (35%) in Phase 4. Phase 4 is defined as CTs occurring after an antibiotic has been approved in children. In 10 (15%) of cases, a trial phase had not been specified.

Sponsor and Endpoint Classification

Of the antibiotic clinical trials identified in our search, two-thirds (n=50, 66%) were sponsored by non-profit organisations (being University, Hospital or government funded), with many fewer trials sponsored by Industry (n=26, 34%). The endpoint classification of the majority of trials (n=43, 57%) was reported as efficacy (Table 2). A greater proportion (n=34, 68%) of non-profit studies measured the efficacy of the drugs as the primary endpoint, with less emphasis on collection of PK or safety data (n=16, 32%). In comparison pharmaceutical-led trials focussed on early PK and safety studies over the drug's efficacy (n=17, 65% vs. n=9, 35% respectively).

Table 2. Clinical trial endpoint classification of identified clinical trials stratified by trial sponsor. Endpoint classification determined by planned primary outcomes.

Endpoint classification	Industry	Non-profit	Total (%)
Efficacy	9	34	43 (57)
Safety	10	2	12 (16)
PK	7	14	21 (28)

Geographic region

Of the 76 antibiotic trials identified, the most frequently recruiting geographic region was North America (n=34, 45%). 22 (29%) trials recruiting in Europe and 16 (21%) in Asia were identified, 6 (8%) in Latin America, 8 (11%) in Africa, and 5 (7%) in Oceania. The great majority of trials were recruiting in High Income Countries (HICs) (n=54, 71%), with fewer trials recruiting in Low Income Countries (LICs) (n=4, 5%), Lower Middle Income Countries (LMICs) (n=4, 5%), Upper Middle Income Countries (UMICs) (n=11, 14%) or a combination of UMICs and HICs (n=3, 4%).

Indication

The most common treatment indications investigated in the 76 antibiotic trials were Lower Respiratory Tract Infection (n=12, 16%) and Sepsis (n=11, 14%), followed by Upper Respiratory Tract Infection (n=8, 11%), Intra-abdominal Infection (IAI) (n=8, 11%), Urinary Tract Infection (UTI) (n=7, 9%), complicated Skin and Soft Tissue Infection (cSSTI) (n=6, 8%), CNS infection (n=3, 4%), and Bone and Joint infection (n=1, 1%) (Table 3). 18 (24%) trials were investigations of unspecified bacterial infections and these were mainly phase 1 PK studies.

Antibiotic class

The majority of antibiotics (n=47, 62%) being investigated were beta-lactams, followed by other antibiotic classes (J01X, including vancomycin, telavancin and dalbavancin) (n=21, 28%). Macrolides or lincosamides (J01F) were the next most commonly studied antibiotic classes (n=14, 18%). Very few of the records reported investigations of tetracyclines (J01A) (n=4, 5%), Sulphonamides and trimethoprim (J01E) (n=7, 9%), aminoglycosides (J01G) (n=2, 3%), or quinolones (J01M) (n=8, 11%). 2 CTs (3%) did not specify the class of antibiotic being investigated. 16 (21%) trials were investigating more than one antibiotic; these trials counted towards more than one J01 category. The breakdown of J01 categories is described in Figure 1.

Antibiotic pipeline

Of the 37 antibiotics listed on the most recent May 2016 edition of the Pew Charitable Trusts Antibiotic Pipeline (last accessed 10th June 2016),[13] as noted by the EMA Opinions and Decisions on Pediatric Investigation Plans, 5 had an agreed PIP: Imipenem/Cilastatin+Relebactam, Cadazolid, Carbavance (Meropenem+Vaborbactam), Eravacycline, and Solithromycin.[8] As of 8th November 2016, our search found that only 2 of the 37 antibiotics listed on the Pew antibiotic pipeline (Carbavance and Solithromycin) was being investigated in 1 and 2 on-going CTs in pediatric patients, respectively (Table 4). A PIP was agreed for Carbavance in 2015 for treatment of Gram-negative infections, and for Solithromycin in 2016 for the treatment of gonococcal infection, and later for treatment of anthrax, tularaemia, and bacterial pneumonia. PIPs were established in 2015 for treatment of urinary tract infection and complicated intra-abdominal infection with Eravacycline, and in 2016 for treatment of Clostridium difficile infection with Cadazolid and of Gram-negative bacterial infection with Imipenem/Cilastatin+Relebactam.[14] Despite this, we could not identify any registered trials of these antibiotics in our search.

Table 3. Clinical indication of identified clinical trials stratified by age group being recruited.

Indication	Total (%)	Age group				
		Preterm neonates	Neonates ^a	Infants and toddlers	Children	Adolescents
Unspecified Bacterial Infection	18 (24)	-	11	15	15	14
Lower Respiratory Tract Infection	12 (16)	1	3	12	13	5
Sepsis	11 (14)	-	6	9	9	11
Upper Respiratory Tract	8 (11)	-	1	5	9	7
Intra-abdominal Infection	8 (11)	-	3	5	5	7
Urinary Tract Infection	7 (9)	-	2	6	7	6
Skin and Soft Tissue Infection	6 (8)	-	3	4	4	8
CNS infection	3 (4)	-	1	4	4	4
Bone and Joint Infection	1 (1)	-	-	1	1	1
		1	30	61	67	63

Age group totals do not add up to total number of clinical trials (76) as some trials contributed to more than one age group.

^a refers to total number of preterm and term neonates.

Table 4. Comparison of antibiotic development pipeline in adults and children. Adapted from Pew Charitable Trusts “Antibiotics currently in clinical development” pipeline (last accessed October 2016).[13]

Antibiotic	Phase	Manufacturer	Indication	Drug development in Adults	Paediatric Investigation Plan for drug development in Children	Number of open clinical trials in children
WCK 4873	Phase 1	Wockhardt Ltd.	Bacterial infection	✓	-	-
MGB – BP – 3	Phase 1	MGB Pharma Ltd.	<i>Clostridium difficile</i> infection	✓	-	-

OP0595	Phase 1	Meiji Seika Pharma Co. Fedora Pharmaceuticals	Bacterial infection	✓	-	-
BAL30072	Phase 1	Basilea Pharmaceuticals	Multidrug resistant gram negatives	✓	-	-
CRS3123	Phase 1	Crestone Inc.	<i>Clostridium difficile</i> infection	✓	-	-
LCB01 – 0371	Phase 1	Legochem Biosciences Inc.	Bacterial infection	✓	-	-
TD – 1607	Phase 1	Theravance Biopharma Inc.	Acute skin infection, HAP, VAP, bacteraemia	✓	-	-
WCK 2349	Phase 1	Wockhardt Ltd.	Bacterial infection	✓	-	-
WCK 771	Phase 1	Wockhardt Ltd.	Bacterial infection	✓	-	-
Zidebactam+Cefepime	Phase 1	Wockhardt Ltd.	cUTI, HAP, VAP	✓	-	-
TP – 271	Phase 1	Tetraphase Pharmaceuticals Inc.	CAP	✓	-	-
Aztreonam – Avibactam	Phase 2	Astrazeneca PLC Allergan PLC	cIAI	✓	-	-
MRX – 1	Phase 2	MicuRx Pharmaceuticals Inc.	Acute skin infection	✓	-	-
Debio 1450	Phase 2	Debiopharm International SA	Acute skin infection, <i>Staphylococcus</i> <i>spp.</i> associated osteomyelitis	✓	-	-

ETX0914	Phase 2	Entasis Therapeutics Inc.	Uncomplicated gonorrhoea	✓	-	-
POL7080	Phase 2	Polyphor Ltd.	Pseudomonas spp. associated VAP, lower respiratory tract infection, bronchiectasis	✓	-	-
Brilacidin	Phase 2	Cellceutix Corporation	Acute skin infection	✓	-	-
Ceftaroline+Avibactam	Phase 2	AstraZeneca PLC Allergan PLC	Bacterial infection	✓	-	-
CG400549	Phase 2	Crystal Genomics Inc.	Acute skin infection, osteomyelitis	✓	-	-
Finafloxacin	Phase 2	MerLion Pharmaceuticals Pte Ltd.	cUTI, cIAI, acute skin infection, pyelonephritis	✓	-	-
Geptidacin	Phase 2	GlaxoSmithKline PLC	cUTI, CAP, uncomplicated urogenital gonorrhoea	✓	-	-
Nemonoxacin	Phase 2	TaiGen Biotechnology Co. Ltd.	CAP, acute skin infection, diabetic foot	✓	-	-
Ramoplanin	Phase 2	Nanotherapeutics Inc.	Prevent recurrent <i>Clostridium difficile</i> infection	✓	-	-
Ridinilazole	Phase 2	Summet Therapeutics Inc.	<i>Clostridium difficile</i>	✓	-	-
Zabofloxacin	Phase 3	Dong Wha Pharmaceuticals Co. Ltd.	CAP	✓	-	-
S – 649266	Phase 3	Shionogi Inc.	HAP, VAP, cUTI, bloodstream infection	✓	-	-

Omadacycline	Phase 3	Paratek Pharmaceuticals Inc.	CAP, cUTI, acute skin infection	✓	-	-
Lefamulin	Phase 3	Nabriva Therapeutics AC	CAP, HAP, VAP, acute skin infection, osteomyelitis, prosthetic joint infections	✓	-	-
Imipenem / Cilastatin+Relebactam	Phase 3	Merck & Co. Inc.	cUTI, cIAI, HAP, VAP, acute pyelonephritis	✓	✓	-
Iclaprim	Phase 3	Motif Bio PLC	HAP, acute skin infection	✓	-	-
Cadazolid	Phase 3	Actelion Pharmaceuticals Ltd.	<i>Clostridium difficile</i>	✓	✓	-
Taksta (fusidic acid)	Phase 3	Cempra Inc.	Acute skin infection, prosthetic joint infection	✓	-	-
Carbavance (Meropenem+Vaborbactam)	Phase 3	Rempex Pharmaceuticals Inc.	cUTI, cIAI, HAP, VAP, bacteraemia, pyelonephritis	✓	✓	1
Delafloxacin (Baxdela)	Phase 3	Melinta Therapeutics Inc.	CAP, cUTI, acute skin infections ^a	✓	Waiver granted	-
Eravacycline	Phase 3	Tetraphase Pharma Inc.	cIAI and cUTI	✓	✓	-
Plazomicin	Phase 3	Achaogen Inc.	cUTI, HAP, VAP, cIAI, catheter-associated bloodstream infection ^a	✓	-	-
Solithromycin	Phase 3	Cempra Inc.	CAP, uncomplicated urogenital gonorrhoea, urethritis	✓	✓	2

HAP, hospital-acquired pneumonia; VAP, ventilator-acquired pneumonia; cUTI, complicated Urinary Tract Infection; CAP, Community-acquired pneumonia; cIAI, complicated Intra-abdominal Infection.

^a target carbapenem resistant enterobacteriaceae

DISCUSSION

Our search on *ClinicalTrials.gov* identified 76 clinical trials investigating one or more antibiotics recruiting children between 0 and 18 years of age. This is low in comparison to the number of on-going trials in adults, with children representing around a quarter of the global population.[15,16] A review of completed CTs in the U.S. between 2000 and 2010 identified a total of 4078 adult trials compared to just 294 that had recruited children.[17] In our study, the lack of trials recruiting neonates is striking. Just 23 of the 76 trials identified were recruiting neonates, and remarkably just 8 CTs globally were recruiting preterm neonates. There are broadly two types of pediatric trials being conducted globally. Either pharmaceutical-led Phase 1/2 PK and safety trials (n=17) being conducted in the HIC setting, or investigator led, often pragmatic, late phase efficacy trials in the LMIC setting (n=34), with a greater proportion of the on-going trials sponsored by non-profit organisations than industry (66% compared to 34%). As of April 2016, there were 17 agreed antibiotic PIPs agreed by the EMA,[8] covering a range of indications, most commonly cSSTI, complicated IAI (cIAI), and complicated UTI (cUTI).[14] In contrast, treatments for respiratory and systemic infections, the most common indications in pediatrics, do not appear to currently being evaluated.[18] Although the introduction of PIPs on the whole has encouraged the study of medicines in children, the range of infectious indications covered therefore does not match the burden of disease in this age group. Thirty-seven antibiotics are currently being developed in adults, yet to our knowledge just 2 of these are being studied in children. However, some classes of antibiotics that may be of higher risk for children (tetracyclines and fluoroquinolones) may not be pursued as aggressively for pediatric approvals by either industry or regulatory agencies. The substantial lag time is a real concern, particularly for new antibiotics against resistant Gram-negative pathogens, although there is some value in generating substantial safety data in adults prior to exposing children and newborn infants to potentially toxic new agents. However, Gram-negative sepsis is a growing problem in neonates, with a significant increase in the proportion of multi-resistant Gram-negative pathogens.[19]

In 2013, a similar review of European pediatric clinical trials identified 31 trials of antibiotics approved by the EMA in 2000 that were recruiting children in Europe (compared to the 22 trials we found to be now recruiting in this region). They similarly found a very small proportion of neonatal trials (just 2 of 31), as well as a greater proportion of efficacy-based trials.[10] In 2012, a review of interventional trials registered with *ClinicalTrials.gov* between 2007 and 2010 found that only 17% had recruited children below 18 years of age.[20] A similar review of antimicrobial CTs conducted in the U.S. between 2000 and 2012 reported that just 5% had recruited only children compared to the 74% that had recruited only adults, and that, as we have found, the trials were sponsored primarily by non-profit organisations (60% compared to 30% by industry).[17] In our search of global trials, 39% of registered CTs reported collection of PK data in comparison to a similar review in 2009 of

1
2
3 PK research on medicines for children that reported 24% of registered CTs would be collecting PK
4 data.[21] Collection of PK data is particularly important in neonates where developmental
5 differences in physiology lead to significant changes in drug PK, which puts them at increased risk
6 of adverse drug reactions.[3,22] Furthermore, off-label and unlicensed prescribing is at its greatest
7 in neonatal populations (61% and 22% respectively)[14]. A recent review noted a striking lack of
8 harmonisation in study design and outcomes among completed and on-going neonatal and pediatric
9 antibiotic CTs which may make translation of trial data into clinical guidance more difficult.[23]
10
11

12
13
14
15 The search strategy used has some limitations. Since the search was limited to clinical trials
16 registered to *ClinicalTrials.gov*, it is possible that a number of open or on-going trials registered with
17 alternative platforms (for example ICTRP) will have been missed. Together with *ClinicalTrials.gov*
18 these could help to establish the entirety of current clinical research in this field. We did however
19 search EudraCT, and found no further studies to those captured on *ClinicalTrials.gov*. Our search
20 was also limited to open CTs, which means that active but not yet recruiting trials were not
21 captured, as well as those that had closed to recruitment previously. The information recorded for
22 each trial registered with *ClinicalTrials.gov* is updated by the trial investigators, and therefore relies
23 on them to periodically update the registry. On occasion, information such as recruitment status
24 might not be updated in real time.
25
26
27
28
29
30
31

32 Concerns around the growing threat of antimicrobial resistance have prompted a number of new
33 initiatives. In 2016, the EMA published the first draft of the Concept Paper to propose the
34 development of an Addendum to the guideline on the evaluation of new anti-bacterial products for
35 treatment of bacterial infections in children.[24] At the same time, the Clinical Trials Transformation
36 Initiative (CTTI) is currently focused on the identification of key barriers in the conduct of pediatric
37 antibacterial CTs, which hamper their successful implementation into clinical practice.[25] Recent
38 evidence states that overall, antibiotic CTs make up less than 1% of all registered pediatric CTs,
39 and that trial completion is slow, with an average time to completion of around two years.[26]
40
41
42
43
44
45
46

47 CONCLUSIONS

48 A number of issues contribute to the difficulties in conducting pediatric antibiotic clinical trials. The
49 lack of regulatory guidance, vulnerability of this population, issues with informed consent and
50 assent, and lack of research-experienced hospital personnel all present challenges in study design,
51 delivery and recruitment. Delays in the initial start-up of CTs in pediatrics due to pediatric-specific
52 protocol issues and complicated ethical approval continue to discourage both academic and
53 pharmaceutical interest. The limited data presented here suggests that the dismal state of ongoing
54
55
56
57
58
59
60

1
2
3 pediatric antibiotic trials is still continuing. Earlier collaboration between academic research
4 networks and pharmaceutical companies is now vital to accelerate progress.
5
6
7

8 9 **ACKNOWLEDGEMENTS**

10 **Contributors** MS, CB, GT, LF and JB designed the study, GT and CB conducted the search, IL and
11 JB commented on study design and assisted with drafting the paper.

12 **Funding** This research received no specific grant from any funding agency in the public,
13 commercial or not-for-profit sectors.

14 **Conflict of interest** None declared.

15 **Data sharing statement** Dataset is available on request.
16
17
18
19
20
21
22

23 **REFERENCES**

- 24 1. Corny J, Lebel D, Bailey B et al. Unlicensed and Off-Label Drug Use in Children Before and
25 After Pediatric Governmental Initiatives. *J Pediatr Pharmacol Ther.* 2015;20(4):316–28.
- 26 2. European Medicines Agency. Concept paper on extrapolation of efficacy and safety in
27 medicine development.
28 [http://www.ema.europa.eu/docs/en_GB/document_library/Scientific_guideline/2013/04/WC5](http://www.ema.europa.eu/docs/en_GB/document_library/Scientific_guideline/2013/04/WC500142358.pdf)
29 00142358.pdf. (accessed May 2016)
- 30 3. Kearns GL, Abdel-Rahman SM, Alander SW et al. Developmental pharmacology--drug
31 disposition, action, and therapy in infants and children. *N Engl J Med.* 2003;349(12):1157–
32 67.
- 33 4. Dunne J, Rodriguez WJ, Murphy MD et al. Extrapolation of Adult Data and Other Data in
34 Pediatric Drug-Development Programs. *Pediatrics.* 2011;
35 <http://pediatrics.aappublications.org/content/early/2011/10/20/peds.2010-3487.abstract>
36 (accessed June 2016)
- 37 5. The World Health Organisation. WHO Promoting Safety of Medicines for Children. 2007;
38 http://www.who.int/medicines/publications/essentialmedicines/Promotion_safe_med_childre
39 ns.pdf (accessed October 2016)
- 40 6. van der Meer JW, Gyssens IC. Quality of antimicrobial drug prescription in hospital. *Clin*
41 *Microbiol Infect.* 2001;7:12–5.
- 42 7. Theuretzbacher U, Van Bambeke F, Cantón R et al. Reviving old antibiotics. *Internet J*
43 *Antimicrob Chemother.* 2015;
44 <http://jac.oxfordjournals.org/content/early/2015/06/10/jac.dkv157.abstract> (accessed June
45 2016)
46
47
48
49
50
51
52
53
54
55
56
57
58
59
60

- 1
2
3 8. European Medicines Agency. EMA Opinions and decisions on Paediatric Investigation
4 Plans. 2016;
5 http://www.ema.europa.eu/ema/index.jsp?curl=pages/medicines/landing/pip_search.jsp&mid=WC0b01ac058001d129. (accessed June 2016)
- 6
7
8
9 9. Guidance for industry. Pediatric Study Plans: Content of and Process for Submitting Initial
10 Pediatric Study Plans and Amended Initial Pediatric Study Plans.
11 <http://www.fda.gov/downloads/drugs/guidancecomplianceregulatoryinformation/guidances/ucm360507.pdf>. (accessed June 2016)
- 12
13
14
15 10. Garazzino S, Lutsar I, Bertaina C et al. New antibiotics for paediatric use: a review of a
16 decade of regulatory trials submitted to the European Medicines Agency from 2000--why
17 aren't we doing better? *Int J Antimicrob Agents*. 2013;42(2):99–118.
- 18
19
20 11. The World Bank. The World Bank list of economies. 2015;
21 <http://siteresources.worldbank.org/DATASTATISTICS/Resources/CLASS.XLS> (accessed
22 October 2016)
- 23
24 12. The World Health Organisation. WHO ATC/DDD Index. 2016;
25 http://www.whocc.no/atc_ddd_index/. (accessed March 2016)
- 26
27 13. The Pew Charitable Trusts. Antibiotics Currently in Clinical Development. 2016;
28 [http://www.pewtrusts.org/~media/assets/2016/05/antibiotics-currently-in-clinical-
29 development.pdf?la=en](http://www.pewtrusts.org/~media/assets/2016/05/antibiotics-currently-in-clinical-development.pdf?la=en). (accessed May 2016)
- 30
31
32 14. Lutsar I. Often neglected: paediatric drug development - a regulatory and clinical view. In
33 Amsterdam, Netherlands; 2016. (S219 - Symposium lecture.).
- 34
35 15. Ceci A, Felisi M, Baiardi P et al. Medicines for children licensed by the European Medicines
36 Agency (EMA): the balance after 10 years. *Eur J Clin Pharmacol*. 2006;62(11):947–52.
- 37
38 16. Ruperto N, Eichler I, Herold R. A European Network of Paediatric Research at the European
39 Medicines Agency (Enpr-EMA). *Arch Dis Child*. 2012;97:185–88.
- 40
41 17. Stockmann C, Sherwin CMT, Ampofo K et al. Characteristics of antimicrobial studies
42 registered in the USA through ClinicalTrials.Gov. *Int J Antimicrob Agents*. 2013;42(2):161–6.
- 43
44 18. Versporten A, Bielicki J, Drapier N et al. The Worldwide Antibiotic Resistance and
45 Prescribing in European Children (ARPEC) point prevalence survey: developing hospital-
46 quality indicators of antibiotic prescribing for children. *J Antimicrob Chemother*.
47 2016;71(4):1106–17.
- 48
49 19. Bielicki JA, Lundin R, Sharland M. Antibiotic Resistance Prevalence in Routine Bloodstream
50 Isolates from Children's Hospitals Varies Substantially from Adult Surveillance Data in
51 Europe. *Pediatr Infect Dis J*. 2015;34(7):734–41.
- 52
53 20. Califf RM, Zarin DA, Kramer JM et al. Characteristics of clinical trials registered in
54 ClinicalTrials.gov, 2007-2010. *JAMA*. 2012;307(17):1838–47.
- 55
56
57
58
59
60

- 1
2
3 21. Viergever RF, Rademaker CMA, Ghersi D. Pharmacokinetic research in children: an
4 analysis of registered records of clinical trials. *BMJ Open*. 2011;1(1):e000221.
5
6 22. Roberts JK, Stockmann C, Constance JE et al. Pharmacokinetics and pharmacodynamics of
7 antibacterials, antifungals, and antivirals used most frequently in neonates and infants. *Clin*
8 *Pharmacokinet*. 2014;53(7):581–610.
9
10 23. Folgori L, Bielicki J, Ruiz B, et al. Harmonisation in study design and outcomes in paediatric
11 antibiotic clinical trials: a systematic review. *Lancet Infect Dis*. 2016;16(9):e178-89.
12
13 24. European Medicines Agency. Concept paper on an addendum to the guideline on the
14 evaluation of medicinal products indicated for treatment of bacterial infections to address
15 paediatric-specific clinical data requirements.
16 [http://www.ema.europa.eu/docs/en_GB/document_library/Scientific_guideline/2016/04/WC5](http://www.ema.europa.eu/docs/en_GB/document_library/Scientific_guideline/2016/04/WC500205026.pdf)
17 [00205026.pdf](http://www.ema.europa.eu/docs/en_GB/document_library/Scientific_guideline/2016/04/WC500205026.pdf). (accessed July 2016)
18
19 25. Clinical Trials Transformation Initiative. [https://www.ctti-clinicaltrials.org/projects/pediatric-](https://www.ctti-clinicaltrials.org/projects/pediatric-trials)
20 [trials](https://www.ctti-clinicaltrials.org/projects/pediatric-trials). (accessed July 2016)
21
22 26. Clinical Trials Transformation Initiative. AACT database. [https://www.ctti-](https://www.ctti-clinicaltrials.org/aact-database)
23 [clinicaltrials.org/aact-database](https://www.ctti-clinicaltrials.org/aact-database). (accessed January 2017)
24
25
26
27
28
29
30
31
32
33
34
35
36
37
38
39
40
41
42
43
44
45
46
47
48
49
50
51
52
53
54
55
56
57
58
59
60

1
2
3
4
5
6
7
8
9
10
11
12
13
14
15
16
17
18
19
20
21
22
23
24
25
26
27
28
29
30
31
32
33
34
35
36
37
38
39
40
41
42
43
44
45
46
47
48
49
50
51
52
53
54
55
56
57
58
59
60

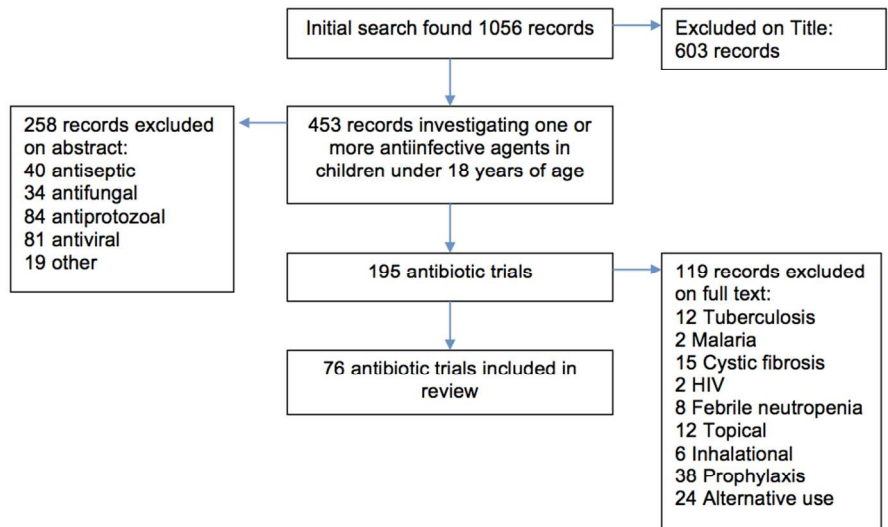


Figure 1. Flow chart. Clinical trial selection process.

195x118mm (150 x 150 DPI)

Review only

BMJ Open

A global shortage of neonatal and pediatric antibiotic trials: a narrative review.

Journal:	<i>BMJ Open</i>
Manuscript ID	bmjopen-2017-016293.R1
Article Type:	Research
Date Submitted by the Author:	09-Jun-2017
Complete List of Authors:	Thompson, Georgina; St George's University of London, Infection and Immunity; University of Exeter Medical School Barker, Charlotte; St George's University of London, Infection and Immunity; University College London Institute of Child Health Folgori, Laura; St George's University of London, Paediatric Infectious Diseases Research Group Bielicki, Julia; St George's University London, Division of Clinical Sciences; University of Basel Children's Hospital Bradley, John; University of California San Diego School of Medicine, Department of Pediatrics Lutsar, Irja; University of Tartu, Department of Medical Microbiology sharland, mike; St George's University of London, Infection and Immunity; St Georges Hospital, Paediatric Infectious Diseases Unit
Primary Subject Heading:	Paediatrics
Secondary Subject Heading:	Infectious diseases
Keywords:	Paediatric infectious disease & immunisation < PAEDIATRICS, INFECTIOUS DISEASES, PAEDIATRICS

SCHOLARONE™
Manuscripts

A global shortage of neonatal and pediatric antibiotic trials: a narrative review.

G. Thompson^{1,2}, C. Barker^{1,3,4}, L. Folgori¹, J. Bielicki^{1,5}, J. Bradley^{6,7}, I. Lutsar⁸, M. Sharland^{1,4}

¹Paediatric Infectious Diseases Research Group, Institute for Infection and Immunity, St George's University of London, London, UK

²University of Exeter, Exeter, UK

³Inflammation, Infection and Rheumatology Section, UCL Great Ormond Street Institute of Child Health, 30 Guilford Street, London, UK

⁴St George's University Hospitals NHS Foundation Trust, Blackshaw Road, London, UK

⁵Paediatric Pharmacology and Pharmacometrics, University of Basel Children's Hospital, Basel, Switzerland

⁶Department of Pediatrics, School of Medicine, University of California San Diego, CA, United States

⁷Rady Children's Hospital San Diego, San Diego, CA, United States

⁸Department of Medical Microbiology, University of Tartu, Tartu, Estonia

Corresponding author

Georgina Thompson

Paediatric Infectious Diseases Research Group

St George's, University of London

Jenner Wing, Level 2, Room 2.216F, Mail Point J2C

London SW17 0RE

Telephone: 07880325494

Email: gethoms@sgul.ac.uk

Word count: 2764

ABSTRACT

Objectives: There have been few clinical trials (CTs) on antibiotics which inform neonatal and pediatric drug labelling. Consequently, the rate of unlicensed and off-label prescribing in pediatrics remains high. This remains a major concern, particularly in neonates. It is unclear whether the current pediatric antibiotic research pipeline is adequate to inform optimal drug dosing. Using ClinicalTrials.gov registry, this review aims to establish the current global status of antibiotic CTs in children up to 18 years of age.

Results: Only 76 registered open CTs of antibiotics in children were identified globally; 23 (30%) were recruiting newborns (only 8 (11%) included preterm neonates), 52 (68%) infants and toddlers, 58 (76%) children, and 54 (71%) adolescents. The majority of registered trials were late phase (10 (15%) Phase 3 and 23 (35%) Phase 4/pharmacovigilance). Two-thirds were sponsored by non-profit organisations, with few sponsored by pharmaceutical companies (50 (66%) vs. 26 (34%) respectively). A greater proportion of non-profit funded trials were efficacy-based strategic trials (n=34, 68%), in comparison to industry-led trials, which were most often focused on safety or pharmacokinetic data (n=17, 65%). Our search revealed that 2 of the 37 antibiotics listed on the May 2016 Pew Charitable Trusts antibiotic development pipeline, currently being studied in adults, appear to be recruiting in open pediatric CTs.

Conclusions: This review highlights that there are currently very few pediatric antibiotic CTs being conducted globally (especially in neonates). There is striking disparity noted between antibiotic drug development programmes involving adults and children.

Strengths and limitations of this study

- A narrative literature review of registered clinical trials in children.
- Explicit reproducible methodology.
- Search strategy limited to ClinicalTrials.gov and EudraCT. Entirety of clinical research in this field might not have been captured.
- Search strategy also limited to open clinical trials. Active but not yet recruiting trials were not captured.

INTRODUCTION

With the persistence of widespread unlicensed and off-label prescribing in pediatrics – as high as 11.4% and 46.5% respectively – the paucity of clinical research involving children that which is conducted to inform optimal drug dosing, licensing and labelling remains a problem.[1] For certain medicines, drug efficacy can be extrapolated from adult data provided that the pathology and drug exposure are the same, or sufficiently similar in children as in adults.[2,3] Advances in modelling and simulation mean smaller focussed studies can now be performed to help obtain regulatory

1
2
3 approval for most medicines, including antimicrobials.[4] Although differences in drug
4 pharmacokinetics (PK) in neonates and children can lead to adverse reactions that are not seen in
5 adult populations, these are very rare and extrapolation of safety data into the pediatric population
6 can further reduce the need for complex study designs.[5] Suboptimal antibiotic dosing, including
7 under- and over-dosing, can lead to toxicity, treatment failure, and may drive antimicrobial
8 resistance by encouraging selection pressures on drug-resistant strains of bacteria.[6]
9
10
11

12
13 Since antibiotics are the most commonly prescribed medicines in children, it is important to improve
14 our currently limited understanding of their PK profiles to help determine optimal drug dosing and
15 ultimately to improve patient outcomes.[7] In the last decade several initiatives have been
16 established to encourage pediatric medicines research, thus bridge the gap between adult and
17 pediatric drug development plans. Such initiatives include the Pediatric Regulation (Pediatric
18 Investigation Plans (PIPs), introduced by the European Medicines Agency (EMA),[8] and Pediatric
19 Study Plans (PSPs), by the U.S. Food and Drug Administration (FDA).[9] Despite this, there remain
20 limited advances in the development of antibiotics for this population.[10]
21
22
23
24
25
26

27 The global status of clinical research on antibiotics in pediatrics is currently unknown. Using
28 registered records of clinical trials (CTs) on *ClinicalTrials.gov*, this review aims (i) to summarise the
29 current global status of registered antibiotic research in children and neonates, and (ii) to stimulate
30 discussion and collaboration among the relevant stakeholders on the neglect of antibiotic research
31 in pediatrics.
32
33
34

35 36 **METHODS**

37 **Data sources**

38 The *ClinicalTrials.gov* registry (last accessed 8th November 2016) is an international platform for the
39 registration of CTs. It is a web-based registry, developed in 2000 by the National Institute of Health
40 (NIH) and the FDA, to which trials from 50 states and 163 countries around the world are registered.
41 All information provided for each trial is updated periodically by the trial's sponsoring organisation.
42 The database has a specific child filter, which uses a key word paradigm to select all registered
43 trials recruiting patients/participants up to 18 years of age.
44
45
46
47
48
49

50 We were not able to capture all studies being planned in neonates, infants, and children by
51 pharmaceutical companies in compliance with legislation that mandates studies of any drugs under
52 investigation in adults that may have clinical utility in children. Discussions between companies and
53 regulatory agencies are confidential, limiting our ability to fully understand the impact of the PIPs
54 and PSP's noted above on antimicrobial compounds under development.
55
56
57
58
59
60

Study selection

Our records were identified using suitable key word searches, in which the final search terms were (antimicrobial* OR antibiotic* OR antiinfective agent*) AND Child AND Open Studies. All identified trials were filtered manually using inclusion and exclusion criteria. Interventional and observational trials on antimicrobials recruiting children up to 18 years of age were considered eligible for inclusion. No specific temporal filter was applied since only open or ongoing clinical trials were of interest. The following records, which were not investigating one or more antibiotics, were excluded: trials of antiseptics, antifungals, antiprotozoals, antivirals, and pro- or pre- biotics. The following records, which were investigating an antibiotic were excluded: trials involving tuberculosis, malaria, cystic fibrosis, HIV, febrile neutropenic patients, topical or inhalational treatments, prophylactic antibiotics, or records investigating alternative use for antibiotics (for example as an anti-inflammatory agent).

The searches were conducted by GT. All eligible records were identified via manual filtering by GT CB, LF and MS, and any disagreements regarding inclusion and exclusion of records were resolved through discussion.

Data extraction

The following information was collected from the included records: unique NCT number, recruitment status, study design, trial phase, study sponsor, age group and sex eligibility, clinical indication, geographic region of recruitment, antibiotic being investigated, and endpoint classification. Outcomes were categorised as safety, efficacy or PK. Economic setting (based on geographic region of recruitment) was classified using The World Bank classification, where Low Income Countries (LICs) are defined as those with \$1,025 or less gross national income per capita, Lower Middle Income Countries (LMICs) \$1,026 – 4,035, Upper Middle Income Countries (UMICs) \$4,036 – 12,475, and High Income Countries (HICs) \$12,476 or more.[11]

The specific class of antibiotic studied in each trial was identified and classified using the World Health Organisation (WHO) ATC/DDD index.[12] To investigate whether novel antibiotics are being studied in pediatric and neonatal populations (as well as in adults), the antibiotics currently studied in children were compared with the *Pew Charitable Trusts Antibiotics Currently in Clinical Development* pipeline, which identifies novel antibiotics currently under development for the U.S. market.[13]

RESULTS

Our search identified 1056 records. 603 records were excluded on title because they were studies not involving an antimicrobial. 453 records were investigating one or more antimicrobials and

recruiting children below 18 years of age. Among the 195 trials investigating antibiotics, 76 fulfilled our inclusion and exclusion criteria and were included in the final analysis. Reasons for exclusion are summarised in Figure 1. Details of included studies can be found in Supplementary file 1.

All 76 CTs identified were open as of 8th November 2016, and 63 (83%) of these were recognised as recruiting participants on this date (Table 1). All trials stated recruitment of both male and female participants.

Table 1. Characteristics of clinical trials.

Characteristic	Category	Number of studies, n (%)
Age group	Preterm neonates	1 (1) ^a
	Neonates (total)	23 (30)
	Infants and toddlers	52 (68)
	Children	58 (76)
	Adolescents	54 (71)
Recruitment status	Recruiting	63 (83)
	Not yet recruiting	13 (17)
Study design	Interventional	66 (87)
	Observational	10 (13)
Trial phase^b	Phase 1	10 (15)
	Phase 1-2	1 (2)
	Phase 2	9 (14)
	Phase 2-3	3 (5)
	Phase 3	10 (15)
	Phase 4	23 (39)
	Not specified	10 (15)
Sponsor	Industry	26 (34)
	Non-profit	50 (66)
Geographic region	Africa	8 (11)
	Asia	16 (21)
	Europe	22 (29)
	Latin America	6 (8)
	North America	34 (45)
	Oceania	5 (7)
Antibiotic class	J01A Tetracycline	4 (5)
	J01C Beta-lactam, Penicillin	25 (33)
	J01D Other Beta-lactam	22 (29)
	J01E Sulfonamides and trimethoprim	7 (9)
	J01F Macrolide, Lincosamide, Streptogramin	14 (18)
	J01G Aminoglycoside	2 (3)
	J01M Quinolone	8 (11)
	J01X Other antibiotic classes ^c	21 (28)
	J01 Not specified	2 (3)

Totals for Age group, Geographic region, and Antibiotic class do not add up to total number of clinical trials (76) as some trials contributed to more than one sub group.

^a 7 further trials mentioned inclusion of preterm babies in the inclusion criteria.

^b Trial phase % based on percentage of interventional trials.

^c J01X includes glycopeptides, polymyxins, imidazole derivatives, and nitrofurantoin

Age group

Twenty three of the 76 trials (30%) were recruiting newborns (0 to 28 days). One of these 23 trials focused solely on recruiting preterm newborns (a further 7 CTs mentioned inclusion of preterm newborns in inclusion criteria). Of the remaining records, 52 (68%) were recruiting infants and toddlers (28 days to 23 months), 58 (76%) children (2 to 11 years), and 54 (71%) adolescents (11 up to 18 years). 29 (38%) trials did not focus solely on the recruitment of children or neonates, with age ranges also spanning across adult populations.

Study type

Interventional trials were most frequently identified (n=66, 87%) with only 10 (13%) observational trials noted. Of the interventional trials, the majority were in the later stages of development; 10 (13%) in Phase 1, 1 (2%) between Phase 1 and 2, 9 (14%) in Phase 2, 3 (5%) between Phase 2 and 3, 10 (15%) in Phase 3 and 23 (35%) in Phase 4. In 10 (15%) cases, a trial phase had not been specified.

Sponsor and Endpoint Classification

Fifty (66%) trials were sponsored by non-profit organisations (being university, hospital or government funded), and 26 sponsored by industry (34%). The endpoint classification of the majority of trials (n=43, 57%) was reported as efficacy (Table 2). A greater proportion (n=34, 68%) of non-profit studies measured the efficacy of the drugs as the primary endpoint, with less emphasis on collection of PK or safety data (n=16, 32%). In comparison pharmaceutical-led trials focussed on early PK and safety studies over the drug's efficacy (n=17, 65% vs. n=9, 35% respectively).

Table 2. Clinical trial endpoint classification of identified clinical trials stratified by trial sponsor. Endpoint classification determined by planned primary outcomes.

Endpoint classification	Industry	Non-profit	Total (%)
Efficacy	9	34	43 (57)
Safety	10	2	12 (16)
PK	7	14	21 (28)

Geographic region

The most frequently recruiting geographic region was North America (n=34, 45%). 22 (29%) trials recruiting in Europe and 16 (21%) in Asia were identified, 6 (8%) in Latin America, 8 (11%) in Africa, and 5 (7%) in Oceania. Most trials were recruiting in HICs (n=54, 71%), with fewer trials recruiting in

LICs (n=4, 5%), LMICs (n=4, 5%), UMICs (n=11, 14%) or a combination of UMICs and HICs (n=3, 4%).

Indication

The most common treatment indications investigated were Lower Respiratory Tract Infection (n=12, 16%) and Sepsis (n=11, 14%), followed by Upper Respiratory Tract Infection (n=8, 11%), Intra-abdominal Infection (IAI) (n=8, 11%), Urinary Tract Infection (UTI) (n=7, 9%), complicated Skin and Soft Tissue Infection (cSSTI) (n=6, 8%), CNS infection (n=3, 4%), and Bone and Joint infection (n=1, 1%) (Table 3).

Antibiotic class

The majority of antibiotics (n=47, 62%) being investigated were beta-lactams, followed by other antibiotic classes (J01X, including vancomycin, telavancin and dalbavancin) (n=21, 28%). Macrolides or lincosamides (J01F) were the next most commonly studied antibiotic classes (n=14, 18%). Very few of the records reported investigations of tetracyclines (J01A) (n=4, 5%), Sulphonamides and trimethoprim (J01E) (n=7, 9%), aminoglycosides (J01G) (n=2, 3%), or quinolones (J01M) (n=8, 11%). 2 CTs (3%) did not specify the class of antibiotic being investigated. 16 (21%) trials were investigating more than one antibiotic; these trials counted towards more than one J01 category. The breakdown of J01 categories, as per WHO ATC/DDD classification,[12] is described in Table 1.

Antibiotic pipeline

Of the 37 antibiotics listed on the most recent May 2016 edition of the Pew Charitable Trusts Antibiotic Pipeline (last accessed 10th June 2016),[13] as noted by the EMA Opinions and Decisions on Pediatric Investigation Plans, 5 had an agreed PIP: Imipenem/Cilastatin+Relebactam, Cadazolid, Carbavance (Meropenem+Vaborbactam), Eravacycline, and Solithromycin.[8] As of 8th November 2016, our search found that only 2 of the 37 antibiotics listed on the Pew antibiotic pipeline (Carbavance and Solithromycin) was being investigated in 1 and 2 on-going CTs in pediatric patients, respectively (Table 4). A PIP was agreed for Carbavance in 2015 for treatment of Gram-negative infections, and for Solithromycin in 2016 for the treatment of gonococcal infection, and later for treatment of anthrax, tularaemia, and bacterial pneumonia. PIPs were agreed in 2015 for treatment of urinary tract infection and complicated intra-abdominal infection with Eravacycline, and in 2016 for treatment of Clostridium difficile infection with Cadazolid and of Gram-negative bacterial infection with Imipenem/Cilastatin+Relebactam.[14] Despite this, we could not identify any registered trials of these antibiotics in our search.

Table 3. Clinical indication of identified clinical trials stratified by age group being recruited.

Indication	Total (%)	Age group				
		Preterm neonates	Neonates ^a	Infants and toddlers	Children	Adolescents
Unspecified Bacterial Infection	18 (24)	-	11	15	15	14
Lower Respiratory Tract Infection	12 (16)	1	3	12	13	5
Sepsis	11 (14)	-	6	9	9	11
Upper Respiratory Tract	8 (11)	-	1	5	9	7
Intra-abdominal Infection	8 (11)	-	3	5	5	7
Urinary Tract Infection	7 (9)	-	2	6	7	6
Skin and Soft Tissue Infection	6 (8)	-	3	4	4	8
CNS infection	3 (4)	-	1	4	4	4
Bone and Joint Infection	1 (1)	-	-	1	1	1
		1	30	61	67	63

Age group totals do not add up to total number of clinical trials (76) as some trials contributed to more than one age group.

^a refers to total number of preterm and term neonates.

Table 4. Comparison of antibiotic development pipeline in adults and children. Adapted from Pew Charitable Trusts “Antibiotics currently in clinical development” pipeline (last accessed October 2016).[13]

Antibiotic	Phase	Manufacturer	Indication	Drug development in Adults	Paediatric Investigation Plan for drug development in Children	Number of open clinical trials in children
WCK 4873	Phase 1	Wockhardt Ltd.	Bacterial infection	✓	-	-
MGB – BP – 3	Phase 1	MGB Pharma Ltd.	<i>Clostridium difficile</i> infection	✓	-	-

OP0595	Phase 1	Meiji Seika Pharma Co. Fedora Pharmaceuticals	Bacterial infection	✓	-	-
BAL30072	Phase 1	Basilea Pharmaceuticals	Multidrug resistant gram negatives	✓	-	-
CRS3123	Phase 1	Crestone Inc.	<i>Clostridium difficile</i> infection	✓	-	-
LCB01 – 0371	Phase 1	Legochem Biosciences Inc.	Bacterial infection	✓	-	-
TD – 1607	Phase 1	Theravance Biopharma Inc.	Acute skin infection, HAP, VAP, bacteraemia	✓	-	-
WCK 2349	Phase 1	Wockhardt Ltd.	Bacterial infection	✓	-	-
WCK 771	Phase 1	Wockhardt Ltd.	Bacterial infection	✓	-	-
Zidebactam+Cefepime	Phase 1	Wockhardt Ltd.	cUTI, HAP, VAP	✓	-	-
TP – 271	Phase 1	Tetraphase Pharmaceuticals Inc.	CAP	✓	-	-
Aztreonam – Avibactam	Phase 2	Astrazeneca PLC Allergan PLC	cIAI	✓	-	-
MRX – 1	Phase 2	MicuRx Pharmaceuticals Inc.	Acute skin infection (systemic)	✓	-	-

1 2 3 4 5 6 7 8 9 10 11 12 13 14 15 16 17 18 19 20 21 22 23 24 25 26 27 28 29 30 31 32 33 34 35 36 37 38 39 40 41 42 43 44 45 46 47 48 49	Debio 1450	Phase 2	Debiopharm International SA	Acute skin infection, Staphylococcus spp. associated osteomyelitis	✓	-	-
ETX0914	Phase 2	Entasis Therapeutics Inc.	Uncomplicated gonorrhoea	✓	-	-	
POL7080	Phase 2	Polyphor Ltd.	Pseudomonas spp. associated VAP, lower respiratory tract infection, bronchiectasis	✓	-	-	
Brilacidin	Phase 2	Cellceutix Corporation	Acute skin infection (systemic)	✓	-	-	
Ceftaroline+Avibactam	Phase 2	AstraZeneca PLC Allergan PLC	Bacterial infection	✓	-	-	
CG400549	Phase 2	Crystal Genomics Inc.	Acute skin infection, osteomyelitis	✓	-	-	
Finafloxacin	Phase 2	MerLion Pharmaceuticals Pte Ltd.	cUTI, cIAI, acute skin infection, pyelonephritis	✓	-	-	
Geptidacin	Phase 2	GlaxoSmithKline PLC	cUTI, CAP, uncomplicated urogenital gonorrhoea	✓	-	-	
Nemonoxacin	Phase 2	TaiGen Biotechnology Co. Ltd.	CAP, acute skin infection, diabetic foot	✓	-	-	
Ramoplanin	Phase 2	Nanotherapeutics Inc.	Prevent recurrent Clostridium difficile infection	✓	-	-	
Ridinilazole	Phase 2	Summet Therapeutics Inc.	Clostridium difficile	✓	-	-	

Zabofloxacin	Phase 3	Dong Wha Pharmaceuticals Co. Ltd.	CAP	✓	-	-
S – 649266	Phase 3	Shionogi Inc.	HAP, VAP, cUTI, bloodstream infection	✓	-	-
Omadacycline	Phase 3	Paratek Pharmaceuticals Inc.	CAP, cUTI, acute skin infection	✓	-	-
Lefamulin	Phase 3	Nabriva Therapeutics AC	CAP, HAP, VAP, acute skin infection, osteomyelitis, prosthetic joint infections	✓	-	-
Imipenem / Cilastatin+Relebactam	Phase 3	Merck & Co. Inc.	cUTI, cIAI, HAP, VAP, acute pyelonephritis	✓	✓	-
Iclaprim	Phase 3	Motif Bio PLC	HAP, acute skin infection	✓	-	-
Cadazolid	Phase 3	Actelion Pharmaceuticals Ltd.	<i>Clostridium difficile</i>	✓	✓	-
Taksta (fusidic acid)	Phase 3	Cempra Inc.	Acute skin infection, prosthetic joint infection	✓	-	-
Carbavance (Meropenem+Vaborbactam)	Phase 3	Rempex Pharmaceuticals Inc.	cUTI, cIAI, HAP, VAP, febrile neutropenia, bacteraemia, acute pyelonephritis ^a	✓	✓	1
Delafloxacin (Baxdela)	Phase 3	Melinta Therapeutics Inc.	Acute skin infections, CAP, cUTI	✓	Waiver granted	-
Eravacycline	Phase 3	Tetraphase Pharma Inc.	cIAI and cUTI	✓	✓	-
Plazomicin	Phase 3	Achaogen Inc.	cUTI, HAP, VAP, cIAI, catheter-associated bloodstream infection ^a	✓	-	-

Solithromycin	Phase 3	Cempra Inc.	CAP, uncomplicated urogenital gonorrhoea, urethritis	✓	✓	2
---------------	---------	-------------	--	---	---	---

HAP, hospital-acquired pneumonia; VAP, ventilator-acquired pneumonia; cUTI, complicated Urinary Tract Infection; CAP, Community-acquired pneumonia; cIAI, complicated Intra-abdominal Infection.

^a target carbapenem resistant enterobacteriaceae

For peer review only

DISCUSSION

Our search on *ClinicalTrials.gov* identified 76 clinical trials investigating one or more antibiotics recruiting children between 0 and 18 years of age. This is low in comparison to the number of on-going trials in adults, with children representing around a quarter of the global population.[15,16] A review of completed CTs in the U.S. between 2000 and 2010 identified a total of 4078 adult trials compared to just 294 that had recruited children.[17] In our study, the lack of trials recruiting neonates is striking. Just 23 of the 76 trials identified were recruiting neonates, and remarkably just 8 CTs globally were recruiting preterm neonates. There are broadly two types of pediatric trials being conducted globally. Either pharmaceutical-led Phase 1/2 PK and safety trials (n=17) being conducted in the HIC setting, or investigator led, often pragmatic, late phase efficacy trials in the LMIC setting (n=34), with a greater proportion of the on-going trials sponsored by non-profit organisations than industry (66% compared to 34%). The rarity of bacterial infections in children, and the ethical and practical barriers to running paediatric trials likely act as deterrents to pharmaceutical interest, resulting in academic investigators focusing on the larger efficacy trials. As of April 2016, there were 17 antibiotic PIPs agreed by the EMA,[8] covering a range of indications, most commonly cSSTI, complicated IAI (cIAI), and complicated UTI (cUTI).[14] In contrast, treatments for respiratory and systemic infections, the most common indications in pediatrics, are not currently being evaluated.[18] Although the introduction of PIPs on the whole has encouraged the study of medicines in children, the range of infectious indications covered therefore does not match the burden of disease in this age group. Thirty-seven antibiotics are currently being developed in adults, yet to our knowledge just 2 of these are being studied in children. However, some classes of antibiotics that may be of higher risk for children (tetracyclines and fluoroquinolones) may not be pursued as aggressively for pediatric approvals by either industry or regulatory agencies due to well-recognized issues of toxicity, particularly relevant in situations for which safer alternative therapy is widely available. The substantial lag time between the submission date (for PIP or waiver) and declared date of completion of PK studies in adults is a real concern, particularly for new antibiotics against resistant Gram-negative pathogens, although there is some value in generating substantial safety data in adults prior to exposing children and newborn infants to potentially toxic new agents. However, Gram-negative sepsis is a growing problem in neonates, with a significant increase in the proportion of multi-resistant Gram-negative pathogens.[19]

In 2013, a similar review of European pediatric clinical trials identified 31 trials of antibiotics approved for adults by the EMA in 2000 that were recruiting children in Europe (compared to the 22 trials we found to be now recruiting in this region). They included both published and ongoing trials, which likely accounts for the higher number of trials reported. They similarly found a very small proportion of neonatal trials (just 2 of 31), as well as a greater proportion of efficacy-based trials.[10] In 2012, a review of interventional trials registered with *ClinicalTrials.gov* between 2007 and 2010

1
2
3 found that only 17% had recruited children below 18 years of age.[20] A similar review of
4 antimicrobial CTs conducted in the U.S. between 2000 and 2012 reported that just 5% had recruited
5 only children compared to the 74% that had recruited only adults, and that, as we have found, the
6 trials were sponsored primarily by non-profit organisations (60% compared to 30% by industry).[17]
7 In our search of global trials, 39% of registered CTs reported collection of PK data in comparison to
8 a similar review in 2009 of PK research on medicines for children that reported 24% of registered
9 CTs would be collecting PK data.[21] Collection of PK data is particularly important in neonates
10 where developmental differences in physiology lead to significant changes in drug PK, which puts
11 them at increased risk of adverse drug reactions.[3,22] Furthermore, off-label and unlicensed
12 prescribing is at its greatest in neonatal populations (61% and 22% respectively)[14]. A recent
13 review noted a striking lack of harmonisation in study design and outcomes among completed and
14 on-going neonatal and pediatric antibiotic CTs which may make translation of trial data into clinical
15 guidance more difficult.[23]

16
17
18
19
20
21
22
23
24 The search strategy used has some limitations. Since the search was limited to clinical trials
25 registered to *ClinicalTrials.gov*, it is possible that a number of open or on-going trials registered with
26 alternative platforms (for example, the WHO International Clinical Trials Registry Platform [ICTRP])
27 will have been missed. Together with *ClinicalTrials.gov* these could help to establish the entirety of
28 current clinical research in this field. We did however search EudraCT, and found no further studies
29 to those captured on *ClinicalTrials.gov*. Our search was also limited to open CTs, which means that
30 active but not yet recruiting trials were not captured, as well as those that had closed to recruitment
31 previously. The information recorded for each trial registered with *ClinicalTrials.gov* is updated by
32 the trial investigators, and therefore relies on them to periodically update the registry. On occasion,
33 information such as recruitment status might not be updated in real time.

34
35
36
37
38
39
40
41 Concerns around the growing threat of antimicrobial resistance have prompted a number of new
42 initiatives. In 2016, the EMA published the first draft of the Concept Paper to propose the
43 development of an Addendum to the guideline on the evaluation of new anti-bacterial products for
44 treatment of bacterial infections in children.[24] At the same time, the Clinical Trials Transformation
45 Initiative (CTTI) is currently focused on the identification of key barriers in the conduct of pediatric
46 antibacterial CTs, which hamper their successful implementation into clinical practice.[25] Recent
47 evidence states that overall, antibiotic CTs make up less than 1% of all registered pediatric CTs,
48 and that trial completion is slow, with an average time to completion of around two years.[26] There
49 are a number of specific areas where there is potential for harmonisation and simplification in the
50 design and conduct of paediatric antibiotic CTs. Standardisation of the inclusion and exclusion
51 criteria for specific Clinical Infection Syndromes, and an improved bridging of safety and efficacy
52
53
54
55
56
57
58
59
60

1
2
3 data from other age groups, would allow improved comparison between studies, and potentially
4 more simplified design of CTs, both of which will improve their conduct and efficiency in children.
5
6
7

8 9 **CONCLUSIONS**

10 A number of issues contribute to the difficulties in conducting pediatric antibiotic clinical trials. The
11 lack of regulatory guidance, vulnerability of this population, issues with informed consent and
12 assent, and lack of research-experienced hospital personnel all present challenges in study design,
13 delivery and recruitment. Delays in the initial start-up of CTs in pediatrics due to pediatric-specific
14 protocol issues and complicated ethical approval continue to discourage both academic and
15 pharmaceutical interest. The limited data presented here suggests that the dismal state of ongoing
16 pediatric antibiotic trials is still continuing. Earlier collaboration between academic research
17 networks and pharmaceutical companies is now vital to accelerate progress.
18
19
20
21
22
23
24
25

26 **ACKNOWLEDGEMENTS**

27 **Contributors** MS, CB, GT, LF and JB designed the study, GT conducted the search, IL and JB
28 commented on study design and assisted with drafting the paper.

29 **Funding** This research received no specific grant from any funding agency in the public,
30 commercial or not-for-profit sectors.

31 **Conflict of interest** None declared.

32 **Data sharing statement** Full dataset is available on request.
33
34
35
36
37
38
39

40 **REFERENCES**

- 41 1. Corny J, Lebel D, Bailey B et al. Unlicensed and Off-Label Drug Use in Children Before and
42 After Pediatric Governmental Initiatives. *J Pediatr Pharmacol Ther.* 2015;20(4):316–28.
- 43 2. European Medicines Agency. Concept paper on extrapolation of efficacy and safety in
44 medicine development.
45 [http://www.ema.europa.eu/docs/en_GB/document_library/Scientific_guideline/2013/04/WC5](http://www.ema.europa.eu/docs/en_GB/document_library/Scientific_guideline/2013/04/WC500142358.pdf)
46 00142358.pdf. (accessed May 2016)
- 47 3. Kearns GL, Abdel-Rahman SM, Alander SW et al. Developmental pharmacology--drug
48 disposition, action, and therapy in infants and children. *N Engl J Med.* 2003;349(12):1157–
49 67.
- 50 4. Dunne J, Rodriguez WJ, Murphy MD et al. Extrapolation of Adult Data and Other Data in
51 Pediatric Drug-Development Programs. *Pediatrics.* 2011;
52
53
54
55
56
57
58
59
60

- 1
2
3 <http://pediatrics.aappublications.org/content/early/2011/10/20/peds.2010-3487.abstract>
4 (accessed June 2016)
5
6 5. The World Health Organisation. WHO Promoting Safety of Medicines for Children. 2007;
7 http://www.who.int/medicines/publications/essentialmedicines/Promotion_safe_med_childre
8 [ns.pdf](#) (accessed October 2016)
9
10 6. Theuretzbacher U, Van Bambeke F, Cantón R et al. Reviving old antibiotics. *Internet J*
11 *Antimicrob Chemother.* 2015;
12 <http://jac.oxfordjournals.org/content/early/2015/06/10/jac.dkv157.abstract> (accessed June
13 2016)
14
15 7. van der Meer JW, Gyssens IC. Quality of antimicrobial drug prescription in hospital. *Clin*
16 *Microbiol Infect.* 2001;7:12–5.
17
18 8. European Medicines Agency. EMA Opinions and decisions on Paediatric Investigation
19 Plans. 2016;
20 http://www.ema.europa.eu/ema/index.jsp?curl=pages/medicines/landing/pip_search.jsp&mid
21 [=WC0b01ac058001d129.](#) (accessed June 2016)
22
23 9. Guidance for industry. Pediatric Study Plans: Content of and Process for Submitting Initial
24 Pediatric Study Plans and Amended Initial Pediatric Study Plans.
25 <http://www.fda.gov/downloads/drugs/guidancecomplianceregulatoryinformation/guidances/u>
26 [cm360507.pdf.](#) (accessed June 2016)
27
28 10. Garazzino S, Lutsar I, Bertaina C et al. New antibiotics for paediatric use: a review of a
29 decade of regulatory trials submitted to the European Medicines Agency from 2000--why
30 aren't we doing better? *Int J Antimicrob Agents.* 2013;42(2):99–118.
31
32 11. The World Bank. The World Bank list of economies. 2015;
33 <http://siteresources.worldbank.org/DATASTATISTICS/Resources/CLASS.XLS> (accessed
34 October 2016)
35
36 12. The World Health Organisation. WHO ATC/DDD Index. 2016;
37 [http://www.whocc.no/atc_ddd_index/.](http://www.whocc.no/atc_ddd_index/) (accessed March 2016)
38
39 13. The Pew Charitable Trusts. Antibiotics Currently in Clinical Development. 2016;
40 [http://www.pewtrusts.org/~media/assets/2016/05/antibiotics-currently-in-clinical-](http://www.pewtrusts.org/~media/assets/2016/05/antibiotics-currently-in-clinical)
41 [development.pdf?la=en.](#) (accessed May 2016)
42
43 14. Lutsar I. Often neglected: paediatric drug development - a regulatory and clinical view. In
44 Amsterdam, Netherlands; 2016. (S219 - Symposium lecture.).
45
46 15. Ceci A, Felisi M, Baiardi P et al. Medicines for children licensed by the European Medicines
47 Agency (EMA): the balance after 10 years. *Eur J Clin Pharmacol.* 2006;62(11):947–52.
48
49 16. Ruperto N, Eichler I, Herold R. A European Network of Paediatric Research at the European
50 Medicines Agency (Enpr-EMA). *Arch Dis Child.* 2012;97:185–88.
51
52
53
54
55
56
57
58
59
60

17. Stockmann C, Sherwin CMT, Ampofo K et al. Characteristics of antimicrobial studies registered in the USA through ClinicalTrials.Gov. *Int J Antimicrob Agents*. 2013;42(2):161–6.
18. Versporten A, Bielicki J, Drapier N et al. The Worldwide Antibiotic Resistance and Prescribing in European Children (ARPEC) point prevalence survey: developing hospital-quality indicators of antibiotic prescribing for children. *J Antimicrob Chemother*. 2016;71(4):1106–17.
19. Bielicki JA, Lundin R, Sharland M. Antibiotic Resistance Prevalence in Routine Bloodstream Isolates from Children’s Hospitals Varies Substantially from Adult Surveillance Data in Europe. *Pediatr Infect Dis J*. 2015;34(7):734–41.
20. Califf RM, Zarin DA, Kramer JM et al. Characteristics of clinical trials registered in ClinicalTrials.gov, 2007-2010. *JAMA*. 2012;307(17):1838–47.
21. Viergever RF, Rademaker CMA, Ghersi D. Pharmacokinetic research in children: an analysis of registered records of clinical trials. *BMJ Open*. 2011;1(1):e000221.
22. Roberts JK, Stockmann C, Constance JE et al. Pharmacokinetics and pharmacodynamics of antibacterials, antifungals, and antivirals used most frequently in neonates and infants. *Clin Pharmacokinet*. 2014;53(7):581–610.
23. Folgori L, Bielicki J, Ruiz B, et al. Harmonisation in study design and outcomes in paediatric antibiotic clinical trials: a systematic review. *Lancet Infect Dis*. 2016;16(9):e178-89.
24. European Medicines Agency. Concept paper on an addendum to the guideline on the evaluation of medicinal products indicated for treatment of bacterial infections to address paediatric-specific clinical data requirements. http://www.ema.europa.eu/docs/en_GB/document_library/Scientific_guideline/2016/04/WC500205026.pdf. (accessed July 2016)
25. Clinical Trials Transformation Initiative. <https://www.ctti-clinicaltrials.org/projects/pediatric-trials>. (accessed July 2016)
26. Clinical Trials Transformation Initiative. AACT database. <https://www.ctti-clinicaltrials.org/aact-database>. (accessed January 2017)

1
2
3 **LIST OF FIGURES**
4
5

6 **Figure 1.** Flow chart. Clinical trial selection process.
7

8
9 **Table 1.** Characteristics of clinical trials.
10

11 **Table 2.** Clinical trial endpoint classification of identified clinical trials stratified by trial sponsor.
12 Endpoint classification determined by planned primary outcomes.
13

14
15 **Table 3.** Clinical indication of identified clinical trials stratified by age group being recruited.
16

17
18 **Table 4.** Comparison of antibiotic development pipeline in adults and children. Adapted from Pew
19 Charitable Trusts "Antibiotics currently in clinical development" pipeline (last accessed October
20 2016).[13]
21
22
23
24
25
26
27
28
29
30
31
32
33
34
35
36
37
38
39
40
41
42
43
44
45
46
47
48
49
50
51
52
53
54
55
56
57
58
59
60

1
2
3
4
5
6
7
8
9
10
11
12
13
14
15
16
17
18
19
20
21
22
23
24
25
26
27
28
29
30
31
32
33
34
35
36
37
38
39
40
41
42
43
44
45
46
47
48
49
50
51
52
53
54
55
56
57
58
59
60

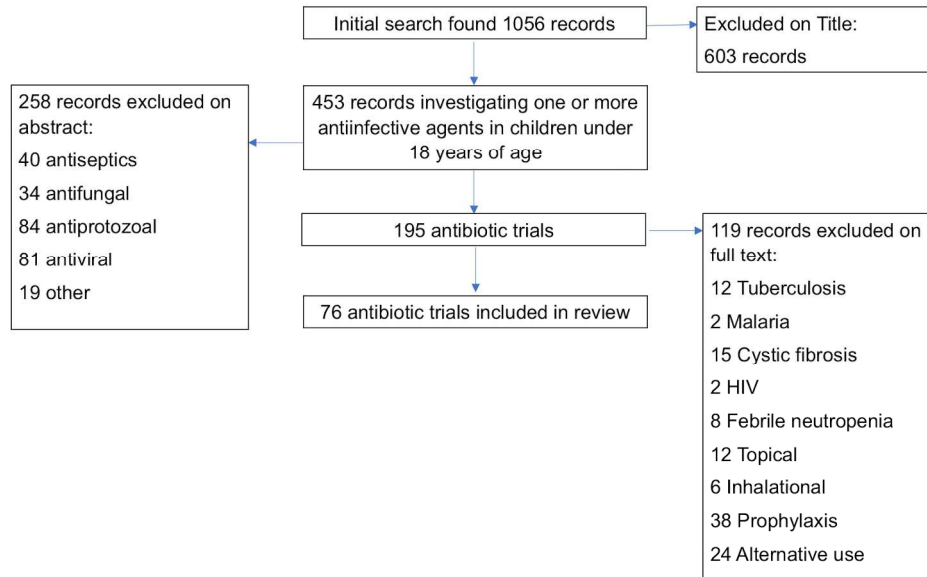


Figure 1. Flow Chart. Clinical trial selection process.

254x190mm (300 x 300 DPI)

ew only

DATASET

	A	B	C	D
1	NCT Number	Title	Recruitment	Study Results
2	NCT02539407	Population Pharmacokinetics of Anti-infectives in Critically Ill Children	Recruiting	No Results Available
3	NCT02935374	Effect of Antimicrobial Treatment of Acute Otitis Media on the Intestinal Microbiome in Children	Not yet recruiting	No Results Available
4	NCT02899143	Short-course Antimicrobial Therapy in Sepsis	Recruiting	No Results Available
5	NCT01595529	The SCOUT Study: Short Course Therapy for Urinary Tract Infections in Children	Recruiting	No Results Available
6	NCT02380352	Short-course Antimicrobial Therapy for Paediatric Respiratory Infections	Not yet recruiting	No Results Available
7	NCT02891915	Trial to Evaluate Beta-Lactam Antimicrobial Therapy of Community Acquired Pneumonia in Children	Recruiting	No Results Available
8	NCT02746276	Optimising Antibiotic Treatment for Sick Malnourished Children	Recruiting	No Results Available
9	NCT02917551	BALANCE on the Wards: A Pilot RCT	Not yet recruiting	No Results Available
10	NCT01243437	A Clinical Trial to Evaluate the Safety and Efficacy of Ciprofloxacin in the Treatment of Plague in Children	Recruiting	No Results Available
11	NCT02635191	Tailored Therapy for Helicobacter Pylori in Children	Recruiting	No Results Available
12	NCT01522105	Daptomycin in Pediatric Patients With Bacterial Meningitis	Recruiting	No Results Available
13	NCT02456974	Antibiotic Dosing in Pediatric Intensive Care	Recruiting	No Results Available
14	NCT00579956	A Randomized Double Blinded Comparison of Ceftazidime and Meropenem in Severe Melioidosis	Recruiting	No Results Available
15	NCT00545961	Middle Meatal Bacteriology During Acute Respiratory Infection in Children	Not yet recruiting	No Results Available
16	NCT01431326	Pharmacokinetics of Understudied Drugs Administered to Children Per Standard of Care	Recruiting	No Results Available
17	NCT02475876	PK of Clindamycin and Trimethoprim-sulfamethoxazole in Infants and Children	Recruiting	No Results Available
18	NCT01420341	Co-trimoxazole as Maintenance Therapy for Melioidosis	Recruiting	No Results Available
19	NCT02266706	Pharmacokinetic and Safety Study of Ceftolozane/Tazobactam in Pediatric Participants Receiving	Recruiting	No Results Available
20	NCT00867789	Antibiotics Versus Placebo in the Treatment of Abscesses in the Emergency Department	Recruiting	No Results Available
21	NCT02879981	A Safety Study of Balsamic Bactrim in Pediatric Participants With Acute Bronchitis	Not yet recruiting	No Results Available
22	NCT01269541	MESS-study MRSA Eradication Study Sk'ne	Recruiting	No Results Available
23	NCT02276482	Study of Tedizolid Phosphate in Adolescents With Complicated Skin and Soft Tissue Infection (cS	Recruiting	No Results Available
24	NCT02663596	Safety and TDM of Continuous Infusion Vancomycin Through Continuous Renal Replacement Th	Not yet recruiting	No Results Available
25	NCT02555059	Special Drug Use Investigation of Ciproxan Injection in Pediatrics	Recruiting	No Results Available
26	NCT02297815	Comparative Effectiveness of Antibiotics for Respiratory Infections	Recruiting	No Results Available
27	NCT02224040	Typhoid Fever: Combined vs. Single Antibiotic Therapy	Recruiting	No Results Available
28	NCT02775968	Population Pharmacokinetics of Cephalosporins and Macrolides in Chinese Children With Comm	Not yet recruiting	No Results Available
29	NCT02687906	Dose-finding, Pharmacokinetics, Safety, and Tolerability of Meropenem-Vaborbactam in Pediatr	Recruiting	No Results Available
30	NCT02783859	Hospitalised Pneumonia With Extended Treatment (HOPE) Study	Recruiting	No Results Available
31	NCT01994993	Antibiotic Safety (SCAMP)	Recruiting	No Results Available

	A	B	C	D
32	NCT02258763	Trial on the Ideal Duration of Oral Antibiotics in Children With Pneumonia	Recruiting	No Results Available
33	NCT02688790	Study Evaluate the PK Profile of Dalbavancin in Hospitalized Infants and Neonates Patients With	Recruiting	No Results Available
34	NCT00323219	Oral Moxifloxacin Versus Cefazolin and Oral Probenecid in the Management of Skin and Soft Tis	Recruiting	No Results Available
35	NCT02750761	A Study of Oral and Intravenous (IV) Tedizolid Phosphate in Hospitalized Participants, Ages 2 to	Recruiting	No Results Available
36	NCT02466438	Safety and Pharmacokinetics of Piperacillin-tazobactam Extended Infusion in Infants and Childre	Recruiting	No Results Available
37	NCT02260102	Temocillin Pharmacokinetics in Paediatrics	Not yet recruiting	No Results Available
38	NCT02694458	Comparison of Two Dosage Adjustment Strategies of Vancomycin in Children	Recruiting	No Results Available
39	NCT01540838	Slow Initial beta-lactam Infusion With High-dose Paracetamol to Improve the Outcomes of Child	Recruiting	No Results Available
40	NCT00368498	A Trial to Evaluate the Loading Dose Required to Achieve Therapeutic Serum Teicoplanin Concer	Recruiting	No Results Available
41	NCT01785641	Single Versus Combined Antibiotic Therapy for Bacterial Peritonitis in CAPD Patients	Recruiting	No Results Available
42	NCT02554383	Efficacy of Antibiotics in Children With Acute Sinusitis: Which Subgroups Benefit?	Recruiting	No Results Available
43	NCT01265173	Comparison of Efficacy of Cefotaxime, Ceftriaxone, and Ciprofloxacin for the Treatment of Spon	Recruiting	No Results Available
44	NCT02335905	Ceftaroline for Treatment of Hematogenously Acquired Staphylococcus Aureus Osteomyelitis in	Recruiting	No Results Available
45	NCT02922686	Penicillin for the Emergency Department Outpatient Treatment of CELLulitis	Not yet recruiting	No Results Available
46	NCT02848820	Initial Non-operative Treatment Strategy Versus Appendectomy Treatment Strategy for Simple A	Not yet recruiting	No Results Available
47	NCT02475733	Evaluation of Safety, Pharmacokinetics and Efficacy of CAZ-AVI With Metronidazole in Children A	Recruiting	No Results Available
48	NCT02372461	Randomized Trial of Amoxicillin Versus Placebo for (Fast Breathing) Pneumonia	Recruiting	No Results Available
49	NCT01553006	Study of Cefditoren Pivoxil in Treatment of Childhood With Acute Rhinosinusitis	Recruiting	No Results Available
50	NCT02527681	Pharmacokinetics and Safety of Ceftobiprole in Neonates and Infants up to 3 Months Treated W	Recruiting	No Results Available
51	NCT02210169	RCT of Continuous Versus Intermittent Infusion of Vancomycin in Neonates	Recruiting	No Results Available
52	NCT02497781	Evaluation of Safety, Pharmacokinetics and Efficacy of Ceftazidime and Avibactam (CAZ-AVI) Co	Recruiting	No Results Available
53	NCT02814916	Dalbavancin for the Treatment of Acute Bacterial Skin and Skin Structure Infections in Children,	Not yet recruiting	No Results Available
54	NCT02210325	Efficacy and Safety Study of Oral Solithromycin Compared to Intramuscular Ceftriaxone Plus Ora	Recruiting	No Results Available
55	NCT02801370	Phase 3 Study of OTO-201 in Acute Otitis Externa	Recruiting	No Results Available
56	NCT02760420	3 Days Amoxicillin Versus Placebo for Fast Breathing Childhood Pneumonia in Malawi	Recruiting	No Results Available
57	NCT02678195	3 Days Versus 5 Days Amoxicillin for Chest-indrawing Childhood Pneumonia in Malawi	Recruiting	No Results Available
58	NCT02605122	Safety and Efficacy of Solithromycin in Adolescents and Children With Community-acquired Bact	Recruiting	No Results Available
59	NCT02570490	Oral Sodium Fusidate (CEM-102) Versus Oral Linezolid for the Treatment of Acute Bacterial Skin	Recruiting	No Results Available
60	NCT02443285	Is Spontaneous Bacterial Peritonitis Still Responding to 3rd Generation Cephalosporins?	Recruiting	No Results Available
61	NCT02334124	Comparing the Intravenous Treatment of Skin Infections in Children, Home Versus Hospital	Recruiting	No Results Available
62	NCT02218372	A Study to Investigate the Safety and Efficacy of Fidaxomicin (Oral Suspension or Tablets) and Va	Recruiting	No Results Available

1
2
3
4
5
6
7
8
9
10
11
12
13
14
15
16
17
18
19
20
21
22
23
24
25
26
27
28
29
30
31
32
33
34
35
36
37
38
39
40
41
42
43
44
45
46
47

	A	B	C	D
63	NCT01032499	Open and Comparative Study to Measure Tolerability and Efficacy of Taro Elixir	Not yet recruiting	No Results Available
64	NCT02598362	Pharmacokinetics of Ciprofloxacin in Pediatric Patients	Recruiting	No Results Available
65	NCT02878031	Community Case Management of Chest Indrawing Pneumonia	Recruiting	No Results Available
66	NCT02790996	Neonatal Vancomycin Trial	Not yet recruiting	No Results Available
67	NCT02712307	Study of 5 and 10 Days Treatment With Penicillin Against Sore Throat Caused by Streptococci	Recruiting	No Results Available
68	NCT02424734	Safety, Tolerability and Efficacy of Ceftaroline in Paediatrics With Late-Onset Sepsis	Recruiting	No Results Available
69	NCT02134301	Open-Label, Dose-Finding, Pharmacokinetics, Safety and Tolerability Study of Oritavancin in Ped	Recruiting	No Results Available
70	NCT02013141	An Open-Label Study of the Pharmacokinetics of a Single Dose of Telavancin in Pediatric Subject	Recruiting	No Results Available
71	NCT01427842	Dose Enhancement of Vancomycin IN Everyday Patients	Recruiting	No Results Available
72	NCT01278017	The Role of Short-course Ceftriaxone Therapy in the Treatment of Severe Nontyphoidal Salmon	Recruiting	No Results Available
73	NCT00988026	Safety and Efficacy Comparison of Minocycline Microgranules Versus Lymecycline in the Treatm	Recruiting	No Results Available
74	NCT02288234	Telavancin Observational Use Registry (TOUR)	Recruiting	No Results Available
75	NCT01304459	Vancomycin Serum Concentrations in Pediatric Oncology Patients Under Intensive Care	Recruiting	No Results Available
76	NCT01173575	Assessment of the Efficacy of FOSFOMYCIN in Patients With Bacterial Infection	Recruiting	No Results Available
77	NCT01778634	Trial of Intravenous Azithromycin to Eradicate Ureaplasma Respiratory Tract Infection in Preterr	Recruiting	No Results Available

	E	F
1		
2		
3	1 Indication	Infection category
4	2 Proven or suspected infection (in patients on PICU)	9
5	3 Acute Otitis Media	3
6	4 Sepsis	8
7	5 Urinary Tract Infections (UTI)	7
8	6 Community-acquired Pneumonia (CAP)	4
9	7 Pneumonia	4
10	8 Proven or suspected infection in patients with malnutrition	9
11	9 Bacteremia	8
12	10 Plague	8
13	11 Helicobacter Pylori Infection	7
14	12 Meningitis	1
15	13 Proven or suspected bacterial infection (Pharmacokinetics)	9
16	14 Melioidosis	8
17	15 Acute Respiratory Infection Sinusitis	3
18	16 Various infections (including nosocomial Pneumonia, CAP, Acute Bac	Various
19	17 Bacterial Infections	9
20	18 Melioidosis	8
21	19 Proven or Suspected Gram-negative Bacterial Infection	9
22	20 Abscess	1
23	21 Bronchitis	4
24	22 Throatcarriers of MRSA	3
25	23 Acute Skin and Soft Tissue infections (aSSTIs)	2
26	24 Proven or suspected bacterial infection (in CRRT patients)	9
27	25 Cystitis / Pyelonephritis	7
28	26 Acute Upper Respiratory Tract Infections (ARTIs)	3
29	27 Typhoid Fever	8
30	28 Community Acquired Pneumonia (CAP)	4
31	29 Bacterial Infections	9
32	30 Pneumonia	4
33	31 Complicated Intra Abdominal Infections (cIAs)	6
34		
35		
36		
37		
38		
39		
40		
41		
42		
43		
44		
45		
46		
47		

	E	F
32	Pneumonia	4
33	Bacterial Infections	9
34	Cellulitis	2
35	Gram-Positive Bacterial Infections	9
36	Infection	9
37	Urinary Tract Infection or suspected Cholangitis	7
38	Methicillin-resistant Staphylococcal Infections	9
39	Bacterial Meningitis	1
40	Staphylococcal Infections	9
41	Peritonitis (in CAPD patients)	6
42	Acute Sinusitis (Respiratory Tract Infections)	3
43	SBP in patients with Liver Cirrhosis	6
44	Hematogenously Acquired Staphylococcus Aureus Osteomyelitis	5
45	Cellulitis or Wound Infection	8
46	Appendicitis	6
47	Complicated Intra-abdominal Infections (cIAls)	6
48	Pneumonia (fast-breathing)	4
49	Rhinosinusitis	3
50	Bacterial Infections	9
51	Sepsis	8
52	Complicated Urinary Tract Infections (cUTIs)	7
53	Methicillin-Resistant Staphylococcus Aureus Skin Infection	2
54	Uncomplicated Urogenital Gonorrhoea	7
55	Acute Otitis Externa	3
56	Pneumonia	4
57	Pneumonia	4
58	Community-acquired Bacterial Pneumonia	4
59	Acute Bacterial Skin and Skin Structure Infections	2
60	Primary Bacterial Peritonitis	6
61	Cellulitis	8
62	Clostridium Difficile-associated Diarrhea (CDAD)	6

	E	F
1		
2		
3	63 Acne Vulgaris II or III Degree	2
4	64 Urinary Tract Infection or Pyelonephritis	7
5	65 Pneumonia	4
6	66 Late Onset Neonatal Sepsis	8
7	67 Tonsillitis	3
8	68 Late-onset Sepsis	8
9	69 Gram Positive Bacterial Infections	9
10	70 Gram-Positive Bacterial Infections	9
11	71 Vancomycin Therapy	9
12	72 Diarrhea	6
13	73 Mild to Moderate Acne	2
14	74 Hospital Acquired Bacterial Pneumonia (HAP), Complicated Skin and	Various
15	75 Infection	9
16	76 Bacterial Infection	9
17	77 Eradicate ureaplasma respiratory tract infection from preterm infant	4
18		
19		
20		
21		
22		
23		
24		
25		
26		
27		
28		
29		
30		
31		
32		
33		
34		
35		
36		
37		
38		
39		
40		
41		
42		
43		
44		
45		
46		
47		

	G	H	I	J
1				
2				
3	1 Interventions	Antibiotic class (J01 code)	Gender	Age
4	2 Antiinfectives (beta-lactam, aminoglycoside, glycopeptide, fluoroquinolone,	Various	Both	Up to 18 Years
5	3 Amoxicillin, Amoxicillin-Potassium Clavulanate, Macrolide	Various	Both	6 Months to 7 Years
6	4 Antibiotic	J01	Both	Up to 18 years
7	5 Trimethoprim sulfamethoxazole, cefixime, or cephalexin	Various	Both	2 Months to 10 Years
8	6 Amoxicillin	J01C	Both	6 Months to 10 Years
9	7 Amoxicillin, Amoxicillin-clavulanate, Cefdinir	Various	Both	6 Months to 71 Months
10	8 Ceftriaxone, Metronidazole	J01D	Both	2 Months to 59 Months
11	9 7 days vs 14 days of adequate antibiotic treatment	J01	Both	Up to 18 years
12	10 Ciprofloxacin, doxyxcycline	Various	Both	8 Years and older
13	11 Tailored vs standard therapy (Amoxicillin, Clarithromycin, Metronidazole, Ra	Various	Both	4 Years to 18 Years
14	12 Daptomycin	J01X	Both	3 Months to 16 Years
15	13 Amoxicillin-clavulanate, Piperacilline-tazobactam, Vancomycin	Various	Both	Up to 16 Years
16	14 Meropenem, Ceftazidime	J01D	Both	15 Years and older
17	15 Amoxicillin clavulanate acid	J01C	Both	6 Years to 13 Years
18	16 Various drugs (Ceftazidime, Ciprofloxacin, Clindamycin, Doxycycline, Levoflo	Various	Both	Up to 18 years
19	17 Clindamycin, Trimethoprim-sulfamethoxazole	Various	Both	1 Month to 16 Years
20	18 Co-trimoxazole	J01E	Both	15 Years and older
21	19 Ceftolozane/Tazobactam	J01D	Both	Up to 17 Years
22	20 Trimethoprim-sulfamethoxazole	J01E	Both	3 Months to 17 Years
23	21 Guaifenesin, Sulfamethoxazole trimethoprim	J01E	Both	4 Years to 14 Years
24	22 Systemic Rifampin and Clindamycine/Trimehoprimsulfa, or Topical mupiroci	Various	Both	5 Years and older
25	23 Tedizolid Phosphate	J01X	Both	12 Years to 18 Years
26	24 Vancomycin	J01X	Both	Up to 18 years
27	25 Ciprofloxacin	J01F	Both	Up to 14 Years
28	26 Antibiotics (Amoxicillin-clavulanate, azithromycin, cefdinir, cefprozil, cefurox	Various	Both	6 Months to 18 Years
29	27 Ceftriaxone, Ceftriaxone/azithromycin, Azithromycin, Azithromycin/cefixime	Various	Both	2 Years to 80 Years
30	28 Cephalosporins and Macrolides	Various	Both	1 Year to 18 Years
31	29 Carbavance	J01D	Both	Up to 17 Years
32	30 Amoxicillin-clavulanic Acid	J01C	Both	3 Months to 5 Years
33	31 Ampicillin/metronidazole/gentamicin/clindamycin/Piperacillin-tazobactam c	Various	Both	Up to 120 Days

	G	H	I	J
32	Amoxicillin-Potassium Clavulanate	J01C	Both	3 Months to 59 Months
33	Dalbavancin	J01X	Both	Up to 28 Days
34	Cefazolin/Moxifloxacin	Various	Both	Up to 18 Years
35	Tedizolid Phosphate	J01X	Both	2 Years to 11 Years
36	Piperacillin-tazobactam	J01C	Both	2 Months to 6 Years
37	Temocillin	J01C	Both	6 Months to 3 Years
38	Vancomycin	J01X	Both	1 Month to 16 Years
39	Beta-lactam	J01C	Both	2 Months to 15 Years
40	Teicoplanin	J01X	Both	16 Years and older
41	Ceftazidime/ciprofloxacin, Ceftazidime, Cefazolin/gentamicin, Cefazolin	Various	Both	15 Years and older
42	Amoxicillin-clavulanate	J01C	Both	2 Years to 11 Years
43	Cefotaxime, Ceftriaxone, Ciprofloxacin	Various	Both	16 Years and older
44	Ceftaroline Fosamil	J01D	Both	1 Year to 17 Years
45	Flucloxacillin, Phenoxymethylpenicillin	J01C	Both	16 Years and older
46	Augmentin/Gentamicin, Appendectomy	J01C	Both	7 Years to 17 Years
47	Ceftazidime-avibactam, Meropenem, Metronidazole	Various	Both	3 Months to 18 Years
48	Amoxicillin	J01C	Both	2 Months to 59 Months
49	Cefditoren pivoxil	J01D	Both	1 Year to 15 Years
50	Ceftobiprole	J01D	Both	Up to 3 Months
51	Vancomycin	J01X	Both	Up to 90 Days
52	Ceftazidime-avibactam, Cefepime	J01D	Both	3 Months to 18 Years
53	Dalbavancin single dose	J01X	Both	3 Months to 17 Years
54	Solithromycin, Ceftriaxone, Azithromycin	Various	Both	15 Years and older
55	Ciprofloxacin	J01M	Both	6 Months and older
56	Amoxicillin	J01C	Both	2 Months to 59 Months
57	Amoxicillin	J01C	Both	2 Months to 59 Months
58	Solithromycin	J01F	Both	2 Months to 17 Years
59	Sodium fusidate, Linezolid	J01X	Both	12 Years and older
60	Cefotaxime, Ceftriaxone	J01D	Both	Up to 18 Years
61	Ceftriaxone, Flucloxacillin	Various	Both	6 Months to 18 Years
62	Fidaxomicin, Vancomycin	J01X	Both	Up to 17 Years

1
2
3
4
5
6
7
8
9
10
11
12
13
14
15
16
17
18
19
20
21
22
23
24
25
26
27
28
29
30
31
32
33
34
35
36
37
38
39
40
41
42
43
44
45
46
47

	G	H	I	J
63	Taro Elixir	J01A	Both	14 Years and older
64	Ciprofloxacin	J01M	Both	3 Months to 17 Years
65	Amoxicillin	J01C	Both	2 Months to 59 Months
66	Vancomycin	J01X	Both	Up to 90 Days
67	Phenoxymethylpenicillin	J01C	Both	6 Years and older
68	Ceftaroline Fosamil	J01D	Both	Up to 59 Days
69	Oritavancin	J01X	Both	Up to 18 Years
70	Telavancin	J01X	Both	1 Year to 17 Years
71	Vancomycin	J01X	Both	16 Years and older
72	Ceftriaxone	J01D	Both	3 Months to 18 Years
73	Minocycline, Lymecycline	J01A	Both	14 Years to 30 Years
74	Telavancin	J01X	Both	Up to 18 Years
75	Vancomycin	J01X	Both	Up to 18 Years
76	Fosfomycin	J01X	Both	Up to 18 Years
77	Azithromycin	J01F	Both	0 to 72 hours

	K	L	M	N	O
1	Age group	Estimated enrollment	Location	Income class	Geographic region
2	8	1850	France	High income	Europe
3	9	150	Finland	High income	Europe
4	8	320	Italy	High income	Europe
5	9	746	United States	High income	North America
6	9	270	Canada	High income	North America
7	9	400	United States	High income	North America
8	9	80	Kenya	Lower middle income	Africa
9	8	50	Canada	High income	North America
10	11	200	Uganda	Low income	Africa
11	11	200	China	Upper middle income	Asia
12	10	5	Switzerland	High income	Europe
13	8	200	Belgium	High income	Europe
14	5	750	Thailand	Upper middle income	Asia
15	11	120	Finland	High income	Europe
16	8	3000	Various (United States, Canada)	High income	International
17	10	54	United States	High income	North America
18	5	800	Thailand	Upper middle income	Asia
19	8	36	United States	High income	North America
20	10	200	United States	High income	North America
21	11	50	Peru	Upper middle income	Latin America
22	11	69	Sweden	High income	North America
23	5	162	Various (United States, Argentina)	Upper middle to High income	International
24	8	10	United States	High income	North America
25	8	45	Japan	High income	Asia
26	10	117000	United States	High income	North America
27	11	120	Nepal	Low income	Asia
28	10	750	China	Upper middle income	Asia
29	8	56	United States	High income	North America
30	9	314	Various (Australia, Malaysia)	High income	Oceania
31	6	284	Various (United States, Canada)	High income	North America

	K	L	M	N	O
32	9	300	Malaysia	Upper middle income	Asia
33	2	24	United States	High income	North America
34	8	390	Canada	High income	North America
35	4	32	United States	High income	North America
36	9	141	Canada	High income	North America
37	9	45	Belgium	High income	Europe
38	10	100	France	High income	Europe
39	10	400	Angola	Upper middle income	Africa
40	5	20	Taiwan, China	High income	Asia
41	5	300	Thailand	Upper middle income	Asia
42	4	688	United States	High income	North America
43	5	261	Republic of Korea	High income	Asia
44	10	18	United States	High income	North America
45	5	414	Ireland	High income	Europe
46	11	334	Netherlands	High income	Europe
47	10	102	Various (United States, Argent	Upper middle to High income	International
48	9	2500	Pakistan	Lower middle income	Asia
49	10	120	Thailand	Upper middle income	Asia
50	6	45	Various (Belgium, Germany, Li	High income	Europe
51	6	200	Australia	High income	Oceania
52	10	102	Various (United States, Czech	Upper middle to High income	International
53	10	300	United States	High income	North America
54	5	300	Various (United States, Austra	High income	International
55	10	500	Various (United States, Canad	High income	North America
56	9	2000	Malawi	Low income	Africa
57	9	2000	Malawi	Low income	Africa
58	10	400	Various (United States, Bulgar	High income	International
59	5	712	Various (United States, Puertc	High income	International
60	8	100	Egypt	Lower middle income	Africa
61	10	188	Australia	High income	Oceania
62	8	144	Various (United States, Belgiu	High income	International

	K	L	M	N	O
63	5	120	Brazil	Upper middle income	Latin America
64	10	20	Belgium	High income	Europe
65	9	308	Nigeria	Lower middle income	Africa
66	6	300	Various (United Kingdom, France)	High income	Europe
67	11	432	Sweden	High income	Europe
68	7	24	Various (United States, Hungary)	High income	International
69	8	60	United States	High income	North America
70	10	32	United States	High income	North America
71	5	100	Australia	High income	Oceania
72	10	200	Taiwan, China	High income	Asia
73	5	168	Mexico	High income	North America
74	8	1000	United States	High income	North America
75	8	50	Brazil	Upper middle income	Latin America
76	8	200	Various (Austria, Germany)	High income	Europe
77	1	180	United States	High income	North America

	P	Q	R	S	T
1	Collaborators	Sponsor	Study Types	Phase	Endpoint classification
2	Assistance Publique - Hopitaux de Paris	Hospital	Observational	Not applicable	Pharmacokinetics
3	University of Oulu Oulu University Hospital	University	Interventional	Phase 4	Efficacy
4	Ospedale Santa Maria delle Croci	Hospital	Interventional	Phase 2	Safety/Efficacy
5	Children's Hospital of Philadelphia Children's Ho	Hospital	Interventional	Phase 2	Safety/Efficacy
6	Hamilton Health Sciences Corporation Children's	Hospital	Interventional	Phase 4	Safety/Efficacy
7	National Institute of Allergy and Infectious Disease	NIH	Interventional	Phase 4	Efficacy
8	University of Oxford KEMRI Wellcome Trust Rese	University	Interventional	Phase 2	Pharmacokinetics
9	Sunnybrook Health Sciences Centre	Hospital	Interventional	Not specified	Efficacy
10	Centers for Disease Control and Prevention MRC	CDC	Interventional	Phase 2	Safety/Efficacy
11	Beijing Children's Hospital	Hospital	Interventional	Phase 4	Safety/Efficacy
12	University Hospital Inselspital, Berne	Hospital	Interventional	Phase 1	Pharmacokinetics
13	University Hospital, Ghent University Hospital, A	Hospital	Observational	Not applicable	Pharmacokinetics
14	University of Oxford Mahidol University Wellcor	University	Interventional	Not specified	Efficacy
15	Oulu University Hospital	University	Interventional	Phase 4	Safety/Efficacy
16	Daniel Benjamin Eunice Kennedy Shriver Nationa	University	Observational	Not applicable	Pharmacokinetics
17	Michael Cohen-Wolkowicz Eunice Kennedy Shriv	University	Interventional	Phase 1	Pharmacokinetics
18	Khon Kaen University	University	Interventional	Not specified	Efficacy
19	Cubist Pharmaceuticals LLC	Industry	Interventional	Phase 1	Pharmacokinetics
20	Children's Mercy Hospital Kansas City Blue Cross	Hospital	Interventional	Not specified	Efficacy
21	Hoffmann-La Roche	Industry	Observational	Not applicable	Safety
22	Region Skane	Hospital	Interventional	Not specified	Efficacy
23	Cubist Pharmaceuticals LLC	Industry	Interventional	Phase 3	Safety
24	Drexel University The Center for Pediatric Pharm	University	Interventional	Phase 1	Safety
25	Bayer	Industry	Observational	Not applicable	Safety/Efficacy
26	Children's Hospital of Philadelphia	Hospital	Observational	Not applicable	Safety/Efficacy
27	Sheba Medical Center	Hospital	Interventional	Phase 4	Efficacy
28	Beijing Children's Hospital	Hospital	Observational	Not applicable	Pharmacokinetics
29	Rempex Pharmaceuticals (a wholly owned subsidi	Industry	Interventional	Phase 1	Safety
30	Menzies School of Health Research Griffith Univ	University	Interventional	Phase 4	Safety/Efficacy
31	Michael Cohen-Wolkowicz The EMMES Corpora	University	Interventional	Phase 2-3	Safety

	P	Q	R	S	T
32	University of Malaya Menzies School of Health Research	University	Interventional	Phase 4	Efficacy
33	Durata Therapeutics Inc., an affiliate of Allergan	Industry	Interventional	Phase 1	Pharmacokinetics
34	University of British Columbia	University	Interventional	Phase 3	Efficacy
35	Merck Sharp & Dohme Corp.	Industry	Interventional	Phase 1	Pharmacokinetics
36	St. Justine's Hospital	Hospital	Interventional	Phase 1	Pharmacokinetics
37	Université Catholique de Louvain	University	Interventional	Phase 4	Pharmacokinetics
38	Assistance Publique - Hôpitaux de Paris	Hospital	Interventional	Not specified	Pharmacokinetics
39	Helsinki University Foundation for Paediatric Research	University	Interventional	Phase 4	Safety/Efficacy
40	National Taiwan University Hospital	University	Interventional	Phase 4	Pharmacokinetics
41	Chulalongkorn University	University	Interventional	Not specified	Efficacy
42	University of Pittsburgh National Institute of Allergy and Infectious Diseases	University	Interventional	Phase 3	Safety/Efficacy
43	Korea University	University	Interventional	Phase 4	Efficacy
44	Baylor College of Medicine Forest Laboratories	University	Interventional	Phase 1-2	Safety/Efficacy
45	Royal College of Surgeons, Ireland Health Research Board	University	Interventional	Phase 4	Efficacy
46	Ramon Gorter ZonMw: The Netherlands Organisation for Scientific Research	University	Interventional	Phase 4	Efficacy
47	AstraZeneca PRA Health Sciences	Industry	Interventional	Phase 2	Safety/Efficacy
48	Aga Khan University	University	Interventional	Not specified	Efficacy
49	Thammasat University	University	Interventional	Phase 4	Safety/Efficacy
50	Basilea Pharmaceutica	Industry	Interventional	Phase 1	Pharmacokinetics
51	Murdoch Childrens Research Institute Royal Children's Hospital	University	Interventional	Not specified	Pharmacokinetics
52	AstraZeneca PRA Health Sciences	Industry	Interventional	Phase 2	Safety/Efficacy
53	Durata Therapeutics Inc., an affiliate of Allergan	Industry	Interventional	Phase 3	Safety/Efficacy
54	Cempra Inc National Institute of Allergy and Infectious Diseases	Industry	Interventional	Phase 3	Efficacy
55	Otonomy, Inc.	Industry	Interventional	Phase 3	Efficacy
56	Save the Children University of North Carolina UNC Children's Hospital	Health Organisation	Interventional	Phase 4	Efficacy
57	Save the Children University of North Carolina UNC Children's Hospital	Health Organisation	Interventional	Phase 4	Efficacy
58	Cempra Inc	Industry	Interventional	Phase 2-3	Safety/Efficacy
59	Cempra Inc	Industry	Interventional	Phase 3	Safety/Efficacy
60	Tanta University	University	Interventional	Phase 3	Efficacy
61	Murdoch Childrens Research Institute	University	Interventional	Not specified	Efficacy
62	Astellas Pharma Europe B.V. Merck Sharp & Dohme	Industry	Interventional	Phase 3	Safety/Efficacy

	P	Q	R	S	T
63	Laboratorios Goulart S.A.	Industry	Interventional	Phase 3	Safety/Efficacy
64	University Hospital, Ghent Universitair Ziekenhu	University	Interventional	Phase 4	Pharmacokinetics
65	Malaria Consortium World Health Organization	Health Organisa	Interventional	Phase 4	Safety
66	PENTA Foundation St George's, University of Lor	Health Organisa	Interventional	Phase 2	Safety/Efficacy
67	Sigvard Mì Istad Public Health Agency of Swede	University	Interventional	Phase 4	Safety/Efficacy
68	AstraZeneca PRA Health Sciences	Industry	Interventional	Phase 2-3	Safety/Efficacy
69	The Medicines Company	Industry	Interventional	Phase 1	Pharmacokinetics
70	Theravance Biopharma Antibiotics, Inc.	Industry	Interventional	Phase 4	Pharmacokinetics
71	The Canberra Hospital	Hospital	Interventional	Phase 2	Pharmacokinetics
72	Chang Gung Memorial Hospital	Hospital	Interventional	Phase 4	Efficacy
73	Darier	Industry	Interventional	Phase 4	Safety/Efficacy
74	Theravance Biopharma Antibiotics, Inc.	Industry	Observational	Not applicable	Safety/Efficacy
75	Grupo de Apoio ao Adolescente e a Crianca com	Hospital	Observational	Not applicable	Pharmacokinetics
76	Infectopharm Arzneimittel GmbH J&P Medical R	Industry	Observational	Not applicable	Efficacy
77	University of Maryland	University	Interventional	Phase 2	Safety/Efficacy

	U	V	W	X	Y	Z	AA	AB	
1	1	Primary outcome variable	PK data collected	First Receive	Start Date	Completion	Last Updated	Last Verified	Results First Received
2	2	PK	PK study design	July 2, 2015	Sep-15	Dec-18	September 1	Sep-16	No Study Results Posted
3	3	Efficacy	No PK data	September 2	Oct-16	null	October 12, 2016	Oct-16	No Study Results Posted
4	4	Efficacy	No PK data	September 8	Sep-16	null	September 1	Sep-16	No Study Results Posted
5	5	Efficacy	No PK data	May 8, 2012	May-12	Apr-18	June 27, 2016	Jun-16	No Study Results Posted
6	6	Efficacy	No PK data	March 2, 2011	Mar-16	May-18	March 24, 2016	Mar-16	No Study Results Posted
7	7	Efficacy	No PK data	September 1	Oct-16	Mar-19	October 13, 2016	Oct-16	No Study Results Posted
8	8	PK	PK study design	April 4, 2016	Apr-16	Sep-16	April 25, 2016	Apr-16	No Study Results Posted
9	9	Efficacy	No PK data	September 2	Oct-16	Dec-17	September 2	Sep-16	No Study Results Posted
10	10	Efficacy	No PK data	November 17	Dec-10	null	September 1	Sep-12	No Study Results Posted
11	11	Efficacy	No PK data	November 25	Mar-14	Jul-16	December 16	Nov-15	No Study Results Posted
12	12	PK	Primary PK data	January 26, 2012	Apr-12	Apr-18	December 10	Dec-15	No Study Results Posted
13	13	PK	PK study design	May 18, 2015	May-12	null	November 17	Nov-15	No Study Results Posted
14	14	Efficacy	No PK data	December 18	Dec-07	Sep-10	June 3, 2008	Aug-07	No Study Results Posted
15	15	Efficacy	No PK data	October 17, 2007	Nov-07	Dec-09	October 18, 2007	Oct-07	No Study Results Posted
16	16	PK	PK study design	August 17, 2011	Nov-11	Feb-17	February 4, 2016	Feb-16	No Study Results Posted
17	17	PK	PK study design	June 12, 2015	Nov-15	Dec-17	August 1, 2016	Aug-16	No Study Results Posted
18	18	Efficacy	No PK data	August 18, 2011	Aug-11	Dec-20	August 30, 2016	Aug-16	No Study Results Posted
19	19	PK	PK study design	September 2	Sep-14	Nov-16	October 31, 2016	Oct-16	No Study Results Posted
20	20	Efficacy	No PK data	March 23, 2009	Mar-09	Oct-12	June 21, 2011	Jun-11	No Study Results Posted
21	21	Safety	No PK data	August 23, 2016	Aug-16	Dec-16	September 1	Sep-16	No Study Results Posted
22	22	Efficacy	No PK data	January 3, 2011	Mar-11	Jun-15	May 25, 2015	May-15	No Study Results Posted
23	23	Safety	Secondary PK data	October 9, 2015	Mar-15	Jan-18	October 31, 2016	Oct-16	No Study Results Posted
24	24	Safety	Primary PK data	January 12, 2017	Jan-17	Dec-18	September 8	Sep-16	No Study Results Posted
25	25	Safety	No PK data	September 1	Jul-16	Sep-18	October 19, 2016	Oct-16	No Study Results Posted
26	26	Efficacy	No PK data	November 17	Jan-14	Jul-17	May 6, 2016	May-16	No Study Results Posted
27	27	Efficacy	No PK data	August 21, 2013	Aug-13	Aug-15	August 26, 2013	Aug-14	No Study Results Posted
28	28	PK	PK study design	May 11, 2016	Aug-16	Oct-22	May 17, 2016	May-16	No Study Results Posted
29	29	Safety	Primary PK data	February 17, 2016	Jul-16	Sep-19	October 6, 2016	Oct-16	No Study Results Posted
30	30	Efficacy	No PK data	May 5, 2016	Jun-16	Dec-20	October 7, 2016	Oct-16	No Study Results Posted
31	31	Safety	No PK data	November 18	Dec-13	Sep-17	August 1, 2016	Aug-16	No Study Results Posted

	U	V	W	X	Y	Z	AA	AB
32	Efficacy	No PK data	September 2	Nov-14	Dec-18	December 20	Dec-15	No Study Results Posted
33	PK	PK study design	February 18,	Apr-16	May-17	October 19, 2	Oct-16	No Study Results Posted
34	Efficacy	No PK data	May 8, 2006	Jan-04	Dec-13	February 6, 2	Feb-12	No Study Results Posted
35	PK	PK study design	April 1, 2016	May-16	Feb-18	October 21, 2	Oct-16	No Study Results Posted
36	PK	PK study design	June 2, 2015	Jan-16	Dec-17	April 18, 201	Apr-16	No Study Results Posted
37	PK	PK study design	October 1, 20	Oct-16	Oct-17	October 24, 2	Oct-16	No Study Results Posted
38	PK	PK study design	February 24,	Feb-16	Feb-17	March 8, 201	Mar-16	No Study Results Posted
39	Efficacy	No PK data	February 23,	Feb-12	Jul-17	February 19,	Feb-16	No Study Results Posted
40	PK	PK study design	August 23, 20	Jun-06	Dec-07	August 23, 20	Aug-06	No Study Results Posted
41	Efficacy	No PK data	January 30, 2	Dec-12	Dec-13	February 6, 2	Feb-13	No Study Results Posted
42	Efficacy	No PK data	September 8	Feb-16	Sep-20	October 3, 20	Oct-16	No Study Results Posted
43	Efficacy	No PK data	December 22	Apr-07	Apr-16	April 8, 2014	Apr-14	No Study Results Posted
44	Safety	Secondary PK data	December 31	Jan-15	Jan-20	June 24, 201	Jun-16	No Study Results Posted
45	Efficacy	No PK data	August 9, 20	Dec-16	Dec-19	September 3	Jul-16	No Study Results Posted
46	Efficacy	No PK data	July 24, 2016	Dec-16	Dec-20	July 26, 2016	Jul-16	No Study Results Posted
47	Safety	Secondary PK data	May 25, 2015	Jul-15	Oct-17	October 21, 2	Oct-16	No Study Results Posted
48	Efficacy	No PK data	November 4,	Nov-14	Jul-17	June 3, 2016	Jun-16	No Study Results Posted
49	Efficacy	No PK data	February 17,	Jan-12	Sep-12	March 13, 20	Mar-12	No Study Results Posted
50	PK	PK study design	August 5, 20	Aug-14	Jun-17	October 20, 2	Oct-16	No Study Results Posted
51	PK	PK study design	August 5, 20	Sep-14	Sep-17	March 17, 20	Mar-16	No Study Results Posted
52	Safety	Secondary PK data	June 16, 201	Sep-15	Oct-17	October 21, 2	Oct-16	No Study Results Posted
53	Efficacy	No PK data	June 8, 2016	Jun-16	Jul-18	June 23, 201	Jun-16	No Study Results Posted
54	Efficacy	No PK data	August 1, 20	Aug-14	Apr-17	September 2	Sep-16	No Study Results Posted
55	Efficacy	No PK data	June 13, 201	Jun-16	Nov-16	June 13, 201	Jun-16	No Study Results Posted
56	Efficacy	No PK data	May 1, 2016	Jun-16	Sep-18	June 10, 201	Jun-16	No Study Results Posted
57	Efficacy	No PK data	February 3, 2	Mar-16	null	June 10, 201	Jun-16	No Study Results Posted
58	Safety	No PK data	November 10	Mar-16	Jan-18	September 1	Sep-16	No Study Results Posted
59	Efficacy	No PK data	October 5, 20	Nov-15	Feb-17	October 5, 20	Oct-16	No Study Results Posted
60	Efficacy	No PK data	May 11, 2015	Jan-15	Dec-16	May 9, 2016	May-16	No Study Results Posted
61	Efficacy	No PK data	January 4, 20	Jan-15	Jan-17	March 16, 20	Mar-16	No Study Results Posted
62	Efficacy	No PK data	August 11, 20	Oct-14	Feb-17	June 17, 201	Jun-16	No Study Results Posted

1
2
3
4
5
6
7
8
9
10
11
12
13
14
15
16
17
18
19
20
21
22
23
24
25
26
27
28
29
30
31
32
33
34
35
36
37
38
39
40
41
42
43
44
45
46
47

	U	V	W	X	Y	Z	AA	AB
63	Efficacy	No PK data	December 14	May-10	Oct-10	March 18, 20	Dec-09	No Study Results Posted
64	PK	PK study design	November 4,	Apr-15	Apr-16	November 4,	Nov-15	No Study Results Posted
65	Safety	No PK data	August 17, 20	Oct-16	Jul-17	October 3, 20	Oct-16	No Study Results Posted
66	Efficacy	Secondary PK data	April 7, 2016	Jul-16	Mar-18	May 31, 2016	May-16	No Study Results Posted
67	Efficacy	No PK data	March 4, 201	Sep-15	Oct-16	October 4, 20	Oct-16	No Study Results Posted
68	Safety	Secondary PK data	February 23,	Aug-15	Oct-17	October 14, 2	Oct-16	No Study Results Posted
69	PK	PK study design	May 7, 2014	May-14	Dec-16	November 4,	Nov-15	No Study Results Posted
70	PK	PK study design	December 11	Dec-14	Aug-16	June 24, 201	Jun-16	No Study Results Posted
71	PK	PK study design	August 31, 20	Aug-11	Jul-12	September 1	Aug-11	No Study Results Posted
72	Efficacy	No PK data	November 25	Aug-10	Jul-12	January 14, 2	Nov-10	No Study Results Posted
73	Efficacy	No PK data	September 3	Jun-09	Apr-10	September 3	Sep-09	No Study Results Posted
74	Efficacy	No PK data	November 5,	Nov-14	Sep-18	June 29, 201	Jun-16	No Study Results Posted
75	PK	Primary PK data	February 24,	Jan-11	null	March 21, 20	Mar-12	No Study Results Posted
76	Efficacy	No PK data	July 29, 2010	Aug-10	null	February 5, 2	Feb-16	No Study Results Posted
77	Efficacy	Secondary PK data	January 22, 2	Jul-13	Dec-21	May 28, 2015	May-15	No Study Results Posted

	AC	AD	AE	AF	AG
1	1	Primary Com	URL		
2	2	Jul-18	https://ClinicalTrials.gov/show/NCT02539407		
3	3	Dec-18	https://ClinicalTrials.gov/show/NCT02935374		
4	4	Sep-18	https://ClinicalTrials.gov/show/NCT02899143		
5	5	Apr-18	https://ClinicalTrials.gov/show/NCT01595529		
6	6	Feb-18	https://ClinicalTrials.gov/show/NCT02380352		
7	7	Jan-19	https://ClinicalTrials.gov/show/NCT02891915		
8	8	Sep-16	https://ClinicalTrials.gov/show/NCT02746276		
9	9	Aug-17	https://ClinicalTrials.gov/show/NCT02917551		
10	10	Jun-13	https://ClinicalTrials.gov/show/NCT01243437		
11	11	Mar-16	https://ClinicalTrials.gov/show/NCT02635191		
12	12	Dec-16	https://ClinicalTrials.gov/show/NCT01522105		
13	13	Dec-17	https://ClinicalTrials.gov/show/NCT02456974		
14	14	Sep-10	https://ClinicalTrials.gov/show/NCT00579956		
15	15	null	https://ClinicalTrials.gov/show/NCT00545961		
16	16	Feb-17	https://ClinicalTrials.gov/show/NCT01431326		
17	17	Nov-17	https://ClinicalTrials.gov/show/NCT02475876		
18	18	Dec-20	https://ClinicalTrials.gov/show/NCT01420341		
19	19	Nov-16	https://ClinicalTrials.gov/show/NCT02266706		
20	20	Sep-12	https://ClinicalTrials.gov/show/NCT00867789		
21	21	Dec-16	https://ClinicalTrials.gov/show/NCT02879981		
22	22	Jun-15	https://ClinicalTrials.gov/show/NCT01269541		
23	23	Jan-18	https://ClinicalTrials.gov/show/NCT02276482		
24	24	Dec-18	https://ClinicalTrials.gov/show/NCT02663596		
25	25	Sep-17	https://ClinicalTrials.gov/show/NCT02555059		
26	26	Apr-17	https://ClinicalTrials.gov/show/NCT02297815		
27	27	Dec-14	https://ClinicalTrials.gov/show/NCT02224040		
28	28	Aug-22	https://ClinicalTrials.gov/show/NCT02775968		
29	29	Aug-19	https://ClinicalTrials.gov/show/NCT02687906		
30	30	Dec-19	https://ClinicalTrials.gov/show/NCT02783859		
31	31	Apr-17	https://ClinicalTrials.gov/show/NCT01994993		

	AC	AD	AE	AF	AG
1					
2					
3	32	Dec-17	https://ClinicalTrials.gov/show/NCT02258763		
4	33	May-17	https://ClinicalTrials.gov/show/NCT02688790		
5					
6	34	Dec-12	https://ClinicalTrials.gov/show/NCT00323219		
7	35	Feb-18	https://ClinicalTrials.gov/show/NCT02750761		
8					
9	36	Dec-17	https://ClinicalTrials.gov/show/NCT02466438		
10	37	Sep-17	https://ClinicalTrials.gov/show/NCT02260102		
11	38	Jun-16	https://ClinicalTrials.gov/show/NCT02694458		
12	39	Feb-17	https://ClinicalTrials.gov/show/NCT01540838		
13	40	null	https://ClinicalTrials.gov/show/NCT00368498		
14					
15	41	Dec-13	https://ClinicalTrials.gov/show/NCT01785641		
16	42	Sep-20	https://ClinicalTrials.gov/show/NCT02554383		
17	43	Mar-16	https://ClinicalTrials.gov/show/NCT01265173		
18	44	Jan-17	https://ClinicalTrials.gov/show/NCT02335905		
19					
20	45	Dec-19	https://ClinicalTrials.gov/show/NCT02922686		
21	46	Dec-20	https://ClinicalTrials.gov/show/NCT02848820		
22	47	Oct-17	https://ClinicalTrials.gov/show/NCT02475733		
23					
24	48	May-17	https://ClinicalTrials.gov/show/NCT02372461		
25	49	Aug-12	https://ClinicalTrials.gov/show/NCT01553006		
26	50	Mar-17	https://ClinicalTrials.gov/show/NCT02527681		
27					
28	51	Sep-17	https://ClinicalTrials.gov/show/NCT02210169		
29	52	Oct-17	https://ClinicalTrials.gov/show/NCT02497781		
30	53	Apr-18	https://ClinicalTrials.gov/show/NCT02814916		
31	54	Apr-17	https://ClinicalTrials.gov/show/NCT02210325		
32					
33	55	Nov-16	https://ClinicalTrials.gov/show/NCT02801370		
34	56	Aug-18	https://ClinicalTrials.gov/show/NCT02760420		
35	57	Aug-18	https://ClinicalTrials.gov/show/NCT02678195		
36	58	Dec-17	https://ClinicalTrials.gov/show/NCT02605122		
37					
38	59	Feb-17	https://ClinicalTrials.gov/show/NCT02570490		
39	60	Dec-16	https://ClinicalTrials.gov/show/NCT02443285		
40	61	Jan-17	https://ClinicalTrials.gov/show/NCT02334124		
41					
42	62	Feb-17	https://ClinicalTrials.gov/show/NCT02218372		

1
2
3
4
5
6
7
8
9
10
11
12
13
14
15
16
17
18
19
20
21
22
23
24
25
26
27
28
29
30
31
32
33
34
35
36
37
38
39
40
41
42
43
44
45
46
47

	AC	AD	AE	AF	AG
63	Jul-10	https://ClinicalTrials.gov/show/NCT01032499			
64	Feb-16	https://ClinicalTrials.gov/show/NCT02598362			
65	Mar-17	https://ClinicalTrials.gov/show/NCT02878031			
66	Dec-17	https://ClinicalTrials.gov/show/NCT02790996			
67	Oct-16	https://ClinicalTrials.gov/show/NCT02712307			
68	Oct-17	https://ClinicalTrials.gov/show/NCT02424734			
69	Dec-16	https://ClinicalTrials.gov/show/NCT02134301			
70	Aug-16	https://ClinicalTrials.gov/show/NCT02013141			
71	Jul-12	https://ClinicalTrials.gov/show/NCT01427842			
72	Jun-11	https://ClinicalTrials.gov/show/NCT01278017			
73	Feb-10	https://ClinicalTrials.gov/show/NCT00988026			
74	Jun-18	https://ClinicalTrials.gov/show/NCT02288234			
75	null	https://ClinicalTrials.gov/show/NCT01304459			
76	Dec-16	https://ClinicalTrials.gov/show/NCT01173575			
77	Dec-19	https://clinicaltrials.gov/ct2/show/NCT01778634			

BMJ Open

A global shortage of neonatal and pediatric antibiotic trials: a narrative review.

Journal:	<i>BMJ Open</i>
Manuscript ID	bmjopen-2017-016293.R2
Article Type:	Research
Date Submitted by the Author:	25-Jul-2017
Complete List of Authors:	Thompson, Georgina; St George's University of London, Infection and Immunity; University of Exeter Medical School Barker, Charlotte; St George's University of London, Infection and Immunity; University College London Institute of Child Health Folgori, Laura; St George's University of London, Paediatric Infectious Diseases Research Group Bielicki, Julia; St George's University London, Division of Clinical Sciences; University of Basel Children's Hospital Bradley, John; University of California San Diego School of Medicine, Department of Pediatrics Lutsar, Irja; University of Tartu, Department of Medical Microbiology sharland, mike; St George's University of London, Infection and Immunity; St Georges Hospital, Paediatric Infectious Diseases Unit
Primary Subject Heading:	Paediatrics
Secondary Subject Heading:	Infectious diseases
Keywords:	Paediatric infectious disease & immunisation < PAEDIATRICS, INFECTIOUS DISEASES, PAEDIATRICS

SCHOLARONE™
Manuscripts

A global shortage of neonatal and pediatric antibiotic trials: rapid review.

G. Thompson^{1,2}, C.I.S. Barker^{1,3,4}, L. Folgori¹, J.A. Bielicki^{1,5}, J. Bradley^{6,7}, I. Lutsar⁸, M. Sharland^{1,4}

¹Paediatric Infectious Diseases Research Group, Institute for Infection and Immunity, St George's University of London, London, UK

²University of Exeter, Exeter, UK

³Inflammation, Infection and Rheumatology Section, UCL Great Ormond Street Institute of Child Health, 30 Guilford Street, London, UK

⁴St George's University Hospitals NHS Foundation Trust, Blackshaw Road, London, UK

⁵Paediatric Pharmacology and Pharmacometrics, University of Basel Children's Hospital, Basel, Switzerland

⁶Department of Pediatrics, School of Medicine, University of California San Diego, CA, United States

⁷Rady Children's Hospital San Diego, San Diego, CA, United States

⁸Department of Medical Microbiology, University of Tartu, Tartu, Estonia

Corresponding author

Georgina Thompson

Paediatric Infectious Diseases Research Group

Institute for Infection and Immunity

St George's, University of London

Jenner Wing, Level 2, Room 2.216F, Mail Point J2C

London SW17 0RE

Telephone: 020 8725 5382

Email: gt274@exeter.ac.uk

Word count: 2392

ABSTRACT

Objectives: There have been few clinical trials (CTs) on antibiotics which inform neonatal and pediatric drug labelling. The rate of unlicensed and off-label prescribing in pediatrics remains high. It is unclear whether the current neonatal and pediatric antibiotic research pipeline is adequate to inform optimal drug dosing. Using the ClinicalTrials.gov registry, this review aims to establish the current global status of antibiotic CTs in children up to 18 years of age.

Results: 76 registered open CTs of antibiotics in children were identified globally; 23 (30%) were recruiting newborns (8 of which (11%) included preterm neonates), 52 (68%) infants and toddlers, 58 (76%) children, and 54 (71%) adolescents. The majority of registered trials were late phase (10 (15%) Phase 3 and 23 (35%) Phase 4/pharmacovigilance). Two-thirds were sponsored by non-profit organisations (n=50, 66%), compared to 26 (34%) by pharmaceutical companies. A greater proportion of non-profit funded trials were efficacy-based strategic trials (n= 34, 68%), in comparison to industry-led trials, which were most often focused on safety or pharmacokinetic data (n=17, 65%). Only 2 of the 37 antibiotics listed on the May 2016 Pew Charitable Trusts antibiotic development pipeline, currently being studied in adults, appear to be currently recruiting in open pediatric CTs.

Conclusions: This review highlights that very few pediatric antibiotic CTs are being conducted globally, especially in neonates. There is a striking disparity noted between antibiotic drug development programmes in adults and children.

Strengths and limitations of this study

- A narrative literature review of registered clinical trials in children.
- Explicit reproducible methodology.
- Search strategy limited to ClinicalTrials.gov and EudraCT. Entirety of clinical research in this field might not have been captured.
- Search strategy was limited to open clinical trials. Active but not yet recruiting trials were not captured.

INTRODUCTION

Widespread unlicensed and off-label prescribing in pediatrics persists – as high as 11% and 46%, respectively – yet the paucity of clinical research involving children that is conducted to inform optimal drug dosing, licensing and labelling remains a problem.[1] For certain medicines, drug efficacy can be extrapolated from adult data provided that the pathology and drug exposure are the same, or sufficiently similar in children as in adults.[2,3]. Although differences in drug pharmacokinetics (PK) in neonates and children can lead to adverse reactions that are not seen in adult populations, these are very rare.[4] Suboptimal antibiotic dosing, including under- and over-

1
2
3 dosing, can lead to toxicity, treatment failure, and may drive antimicrobial resistance by encouraging
4 selection pressures on drug-resistant strains of bacteria.[5]
5
6

7
8 Since antibiotics are the medicines most commonly prescribed for children, it is important to
9 maximize our understanding of their PK profiles to help determine optimal drug dosing and
10 ultimately to improve outcomes.[6] In the last decade several initiatives have been established to
11 encourage pediatric medicines research, bridging the gap between adult and pediatric drug
12 development plans. Such initiatives include the Pediatric Regulation (Pediatric Investigation Plans
13 (PIPs), introduced by the European Medicines Agency (EMA),[7] and Pediatric Study Plans (PSPs),
14 by the U.S. Food and Drug Administration (FDA)).[8] Despite this, there have been few advances in
15 antibiotic development for this population.[9]
16
17
18
19
20

21 The global status of clinical research on antibiotics in pediatrics is unknown. Using registered
22 records of clinical trials (CTs) on *ClinicalTrials.gov*, this review aims (i) to summarise the current
23 global status of registered antibiotic research in children and neonates, and (ii) to stimulate
24 discussion and collaboration among the relevant stakeholders on the neglect of antibiotic research
25 in children.
26
27
28
29

30 **METHODS**

31 **Data sources**

32 The *ClinicalTrials.gov* registry (last accessed 8th November 2016) is an international platform for the
33 registration of CTs. It is a web-based registry, developed in 2000 by the National Institutes of Health
34 (NIH) and the FDA, to which trials from 50 states and 163 countries around the world are registered.
35 Information provided for each trial is updated periodically by the trial's sponsoring organisation. The
36 database has a specific child filter, which uses a key word paradigm to select all registered trials
37 recruiting patients/participants up to 18 years of age.
38
39
40
41
42
43
44
45

46 **Study selection**

47 Our records were identified using suitable key word searches, in which the final search terms were
48 (antimicrobial* OR antibiotic* OR anti-infective agent*) AND Child AND Open Studies. All identified
49 trials were filtered manually using inclusion and exclusion criteria. Interventional and observational
50 trials on antimicrobials recruiting children up to 18 years of age were considered eligible for
51 inclusion. No specific temporal filter was applied since only open or ongoing clinical trials were of
52 interest. The following records, which were not investigating one or more antibiotics, were excluded:
53 trials of antiseptics, antifungals, antiprotozoals, antivirals, and pro- or pre- biotics. The following
54 records, which were investigating an antibiotic were excluded: trials involving tuberculosis, malaria,
55
56
57
58
59
60

1
2
3 cystic fibrosis, HIV, febrile neutropenic patients, topical or inhalational treatments, prophylactic
4 antibiotics, or records investigating alternative use for antibiotics (for example as an anti-
5 inflammatory agent).
6
7

8
9 The searches were conducted by GT. All eligible records were identified via manual filtering by GT
10 CB, LF and MS, and any disagreements regarding inclusion and exclusion of records were resolved
11 through discussion.
12
13

14 **Data extraction**

15 The following information was collected from the included records: unique NCT number, recruitment
16 status, study design, trial phase, study sponsor, age group and sex eligibility, clinical indication,
17 geographic region of recruitment, antibiotic being investigated, and endpoint classification.
18 Outcomes were categorised as safety, efficacy or PK. Economic setting (based on geographic
19 region of recruitment) was classified using The World Bank classification to differentiate between
20 Low Income Countries (LICs), Lower Middle Income Countries (LMICs), Upper Middle Income
21 Countries (UMICs), and High Income Countries (HICs).[10]
22
23
24
25
26
27
28

29 The specific class of antibiotic studied in each trial was identified and classified using the World
30 Health Organisation (WHO) ATC/DDD index.[11] To investigate whether novel antibiotics are being
31 studied in pediatric populations, the antibiotics currently studied in children were compared with the
32 *Pew Charitable Trusts Antibiotics Currently in Clinical Development* pipeline, which identifies novel
33 antibiotics currently under development for the U.S. market.[12]
34
35
36
37
38
39
40

41 **RESULTS**

42 Our search identified 1056 records. 603 records were excluded on title because they were studies
43 not involving an antimicrobial. 453 records were investigating one or more antimicrobials and
44 recruiting children below 18 years of age. Among the 195 trials investigating antibiotics, 76 fulfilled
45 our inclusion and exclusion criteria and were included in the final analysis. Reasons for exclusion
46 are summarised in Figure 1. Details of included studies can be found in Supplementary file 1.
47
48
49
50

51 All 76 CTs identified were open as of 8th November 2016, and 63 (83%) of these were recognised
52 as recruiting participants on this date (Table 1). All trials were recruiting both male and female
53 participants.
54
55
56

57 **Table 1.** Characteristics of clinical trials.
58
59
60

Characteristic	Category	Number of studies, n (%)
Age group	Preterm neonates	1 (1) ^a
	Neonates (total)	23 (30)
	Infants and toddlers	52 (68)
	Children	58 (76)
	Adolescents	54 (71)
Recruitment status	Recruiting	63 (83)
	Not yet recruiting	13 (17)
Study design	Interventional	66 (87)
	Observational	10 (13)
Trial phase^b	Phase 1	10 (15)
	Phase 1-2	1 (2)
	Phase 2	9 (14)
	Phase 2-3	3 (5)
	Phase 3	10 (15)
	Phase 4	23 (39)
	Not specified	10 (15)
Sponsor	Industry	26 (34)
	Non-profit	50 (66)
Geographic region	Africa	8 (11)
	Asia	16 (21)
	Europe	22 (29)
	Latin America	6 (8)
	North America	34 (45)
	Oceania	5 (7)
Antibiotic class	J01A Tetracycline	4 (5)
	J01C Beta-lactam, Penicillin	25 (33)
	J01D Other Beta-lactam	22 (29)
	J01E Sulfonamides and trimethoprim	7 (9)
	J01F Macrolide, Lincosamide, Streptogramin	14 (18)
	J01G Aminoglycoside	2 (3)
	J01M Quinolone	8 (11)
	J01X Other antibiotic classes ^c	21 (28)
	J01 Not specified	2 (3)

Totals for Age group, Geographic region, and Antibiotic class do not add up to total number of clinical trials (76) as some trials contributed to more than one sub group.

^a 7 further trials mentioned inclusion of preterm babies in the inclusion criteria.

^b Trial phase % based on percentage of interventional trials.

^c J01X includes glycopeptides, polymyxins, imidazole and nitrofurantoin derivatives.

Age group

Only 23 of the 76 trials (30%) were recruiting newborns (0 to 28 days). One of these 23 trials focused solely on recruiting preterm newborns (a further 7 CTs mentioned inclusion of preterm newborns in inclusion criteria). Of the remaining records, 52 (68%) were recruiting infants and toddlers (28 days to 23 months), 58 (76%) children (2 to 11 years), and 54 (71%) adolescents (11

up to 18 years). 29 (38%) trials did not focus solely on the recruitment of children or neonates, with age ranges also spanning across adult populations.

Study type

Interventional trials were most frequently identified (n=66, 87%) with only 10 (13%) observational trials noted. Of the interventional trials, the majority were in the later stages of development; 10 (13%) in Phase 1, 1 (2%) between Phase 1 and 2, 9 (14%) in Phase 2, 3 (5%) between Phase 2 and 3, 10 (15%) in Phase 3 and 23 (35%) in Phase 4. In 10 (15%) cases, a trial phase was not specified.

Sponsor and Endpoint Classification

Fifty trials (66%) were sponsored by non-profit organisations (being university, hospital or government funded), and 26 sponsored by industry (34%). The endpoint classification of the majority of trials (n=43, 57%) was reported as efficacy (Table 2). A greater proportion (n=34, 68%) of non-profit studies measured the efficacy of the drugs as the primary endpoint, with less emphasis on collection of PK or safety data (n=16, 32%). In comparison pharmaceutical-led trials focussed on early PK and safety studies over drug efficacy (n=17, 65% vs. n=9, 35% respectively).

Table 2. Clinical trial endpoint classification of identified clinical trials stratified by trial sponsor. Endpoint classification determined by planned primary outcomes.

Endpoint classification	Industry	Non-profit	Total (%)
Efficacy	9	34	43 (57)
Safety	10	2	12 (16)
PK	7	14	21 (28)

Geographic region

The most frequently recruiting geographic region was North America (n=34, 45%). 22 (29%) trials recruiting in Europe and 16 (21%) in Asia were identified, 6 (8%) in Latin America, 8 (11%) in Africa, and 5 (7%) in Oceania. Most trials were recruiting in HICs (n=54, 71%), with fewer trials recruiting in LICs (n=4, 5%), LMICs (n=4, 5%), UMICs (n=11, 14%) or a combination of UMICs and HICs (n=3, 4%).

Indication

The most common treatment indications investigated were lower respiratory tract infection (n=12, 16%) and sepsis (n=11, 14%), followed by upper respiratory tract infection (n=8, 11%), intra-

1
2
3 abdominal infection (IAI) (n=8, 11%), urinary tract infection (UTI) (n=7, 9%), complicated skin and
4 soft tissue infection (cSSTI) (n=6, 8%), CNS (central nervous system) infection (n=3, 4%), and bone
5 and joint infection (n=1, 1%) (Table 3).
6
7

8 9 **Antibiotic class**

10 The majority of antibiotics being investigated were beta-lactams (n=47, 62%), followed by other
11 antibiotic classes (J01X, including vancomycin, telavancin and dalbavancin) (n=21, 28%), and
12 macrolides or lincosamides (J01F) (n=14, 18%). Very few trials were investigating tetracyclines
13 (J01A) (n=4, 5%), sulphonamides and trimethoprim (J01E) (n=7, 9%), aminoglycosides (J01G)
14 (n=2, 3%), or quinolones (J01M) (n=8, 11%). 2 CTs (3%) did not specify the class of antibiotic being
15 investigated. 16 (21%) trials were investigating more than one antibiotic; these trials counted
16 towards more than one J01 category. The breakdown of J01 categories, as per WHO ATC/DDD
17 classification,[11] is described in Table 1.
18
19
20
21
22

23 24 **Antibiotic pipeline**

25 Of the 37 antibiotics listed in the May 2016 edition of the Pew Charitable Trusts Antibiotic Pipeline
26 (last accessed 10th June 2016),[12] as noted by the EMA Opinions and Decisions on Pediatric
27 Investigation Plans, 5 had an agreed PIP: Imipenem/Cilastatin+Relebactam, Cadazolid,
28 Carbavance (Meropenem+Vaborbactam), Eravacycline, and Solithromycin.[8] As of 8th November
29 2016, our search found that only 2 of these 37 antibiotics listed (Carbavance and Solithromycin)
30 were currently being investigated in 1 and 2 on-going CTs in pediatric patients, respectively (Table
31 4). A PIP was agreed for Carbavance in 2015 for treatment of Gram-negative infections, and for
32 Solithromycin in 2016 for the treatment of gonococcal infection, and later for treatment of anthrax,
33 tularaemia, and bacterial pneumonia. PIPs were agreed in 2015 for treatment of UTI and
34 complicated IAI with Eravacycline, and in 2016 for treatment of Clostridium difficile infection with
35 Cadazolid and Gram-negative bacterial infections with Imipenem/Cilastatin+Relebactam.[13] Despite
36 this, we could not identify any registered trials of these antibiotics in our search.
37
38
39
40
41
42
43
44
45
46
47
48
49
50
51
52
53
54
55
56
57
58
59
60

Table 3. Clinical indication of identified clinical trials stratified by age group being recruited.

Indication	Total (%)	Age group				
		Preterm neonates ^a	Neonates ^b	Infants and toddlers	Children	Adolescents
Unspecified Bacterial Infection	18 (24)	-	11	15	15	14
Lower Respiratory Tract Infection	12 (16)	1	3	12	13	5
Sepsis	11 (14)	-	6	9	9	11
Upper Respiratory Tract	8 (11)	-	1	5	9	7
Intra-abdominal Infection	8 (11)	-	3	5	5	7
Urinary Tract Infection	7 (9)	-	2	6	7	6
Skin and Soft Tissue Infection	6 (8)	-	3	4	4	8
CNS (central nervous system) infection	3 (4)	-	1	4	4	4
Bone and Joint Infection	1 (1)	-	-	1	1	1
		1	30	61	67	63

Age group totals do not add up to total number of clinical trials (76) as some trials contributed to more than one age group.

^a studies conducted using preterm neonates exclusively.

^b refers to total number of preterm and term neonates.

Table 4. Comparison of antibiotic development pipeline in adults and children. Adapted from Pew Charitable Trusts “Antibiotics currently in clinical development” pipeline (last accessed October 2016).[12]

Antibiotic	Phase	Manufacturer	Indication	Drug development in Adults	Pediatric Investigation Plan for drug development in Children	Number of open clinical trials in children
WCK 4873	Phase 1	Wockhardt Ltd.	Bacterial infection	✓	-	-

MGB – BP – 3	Phase 1	MGB Pharma Ltd.	<i>Clostridium difficile</i> infection	✓	-	-
OP0595	Phase 1	Meiji Seika Pharma Co. Fedora Pharmaceuticals	Bacterial infection	✓	-	-
BAL30072	Phase 1	Basilea Pharmaceuticals	Multidrug resistant Gram negative infections	✓	-	-
CRS3123	Phase 1	Crestone Inc.	<i>Clostridium difficile</i> infection	✓	-	-
LCB01 – 0371	Phase 1	Legochem Biosciences Inc.	Bacterial infection	✓	-	-
TD – 1607	Phase 1	Theravance Biopharma Inc.	Acute skin infection, HAP, VAP, bacteraemia	✓	-	-
WCK 2349	Phase 1	Wockhardt Ltd.	Bacterial infection	✓	-	-
WCK 771	Phase 1	Wockhardt Ltd.	Bacterial infection	✓	-	-
Zidebactam+Cefepime	Phase 1	Wockhardt Ltd.	cUTI, HAP, VAP	✓	-	-
TP – 271	Phase 1	Tetraphase Pharmaceuticals Inc.	CAP	✓	-	-
Aztreonam – Avibactam	Phase 2	Astrazeneca PLC Allergan PLC	cIAI	✓	-	-

MRX – 1	Phase 2	MicuRx Pharmaceuticals Inc.	Acute skin infection (systemic)	✓	-	-
Debio 1450	Phase 2	Debiopharm International SA	Acute skin infection, Staphylococcus spp. associated osteomyelitis	✓	-	-
ETX0914	Phase 2	Entasis Therapeutics Inc.	Uncomplicated gonorrhoea	✓	-	-
POL7080	Phase 2	Polyphor Ltd.	Pseudomonas spp. associated VAP, lower respiratory tract infection, bronchiectasis	✓	-	-
Brilacidin	Phase 2	Cellceutix Corporation	Acute skin infection (systemic)	✓	-	-
Ceftaroline+Avibactam	Phase 2	AstraZeneca PLC Allergan PLC	Bacterial infection	✓	-	-
CG400549	Phase 2	Crystal Genomics Inc.	Acute skin infection, osteomyelitis	✓	-	-
Finafloxacin	Phase 2	MerLion Pharmaceuticals Pte Ltd.	cUTI, cIAI, acute skin infection, pyelonephritis	✓	-	-
Geptidacin	Phase 2	GlaxoSmithKline PLC	cUTI, CAP, uncomplicated urogenital gonorrhoea	✓	-	-
Nemonoxacin	Phase 2	TaiGen Biotechnology Co. Ltd.	CAP, acute skin infection, diabetic foot	✓	-	-
Ramoplanin	Phase 2	Nanotherapeutics Inc.	Prevent recurrent <i>Clostridium difficile</i> infection	✓	-	-

Ridinilazole	Phase 2	Summet Therapeutics Inc.	<i>Clostridium difficile</i>	✓	-	-
Zabofloxacin	Phase 3	Dong Wha Pharmaceuticals Co. Ltd.	CAP	✓	-	-
S – 649266	Phase 3	Shionogi Inc.	HAP, VAP, cUTI, bloodstream infection	✓	-	-
Omadacycline	Phase 3	Paratek Pharmaceuticals Inc.	CAP, cUTI, acute skin infection	✓	-	-
Lefamulin	Phase 3	Nabriva Therapeutics AC	CAP, HAP, VAP, acute skin infection, osteomyelitis, prosthetic joint infections	✓	-	-
Imipenem / Cilastatin+Relebactam	Phase 3	Merck & Co. Inc.	cUTI, cIAI, HAP, VAP, acute pyelonephritis	✓	✓	-
Iclaprim	Phase 3	Motif Bio PLC	HAP, acute skin infection	✓	-	-
Cadazolid	Phase 3	Actelion Pharmaceuticals Ltd.	<i>Clostridium difficile</i>	✓	✓	-
Taksta (fusidic acid)	Phase 3	Cempra Inc.	Acute skin infection, prosthetic joint infection	✓	-	-
Carbavance (Meropenem+Vaborbactam)	Phase 3	Rempex Pharmaceuticals Inc.	cUTI, cIAI, HAP, VAP, febrile neutropenia, bacteraemia, acute pyelonephritis ^a	✓	✓	1
Delafloxacin (Baxdela)	Phase 3	Melinta Therapeutics Inc.	Acute skin infections, CAP, cUTI	✓	Waiver granted	-
Eravacycline	Phase 3	Tetraphase Pharma Inc.	cIAI and cUTI	✓	✓	-

Plazomicin	Phase 3	Achaogen Inc.	cUTI, HAP, VAP, cIAI, catheter-associated bloodstream infection ^a	✓	-	-
Solithromycin	Phase 3	Cempra Inc.	CAP, uncomplicated urogenital gonorrhoea, urethritis	✓	✓	2

CAP, Community-acquired pneumonia; cIAI, complicated Intra-abdominal Infection; UTI, complicated Urinary Tract Infection; HAP, hospital-acquired pneumonia; VAP, ventilator-acquired pneumonia.

^a target carbapenem resistant Enterobacteriaceae

DISCUSSION

Our search identified 76 clinical trials investigating one or more antibiotics recruiting children between birth and 18 years of age. This is low in comparison to the number of on-going trials in adults, despite children representing nearly a quarter of the global population.[14,15] A review of completed CTs in the U.S. between 2000 and 2010 identified a total of 4078 adult trials compared to just 294 that had recruited children.[16] In our study, the lack of trials recruiting neonates is striking. Just 23 of the 76 trials identified were recruiting neonates and just 8 CTs globally were recruiting preterm neonates. There are broadly two types of pediatric trials conducted globally: pharmaceutical-led Phase 1/2 PK and safety trials (n=17) in the HIC setting, or investigator-led, often pragmatic, late phase efficacy trials in the LMIC setting (n=34), with a greater proportion of on-going trials being sponsored by non-profit organisations over industry (66% compared to 34%). As of April 2016, there were 17 antibiotic PIPs agreed by the EMA,[8] covering a range of indications, most commonly cSSTI, complicated IAI (cIAI), and complicated UTI (cUTI).[13] In contrast, treatments for respiratory and systemic infections, the most common clinical indications for antibiotics in pediatrics, are not currently being evaluated.[14] Thirty-seven antibiotics are being developed in adults, yet to our knowledge just 2 of these are being studied in children. Some classes of antibiotics that may be of higher risk for children (tetracyclines and fluoroquinolones) may not be pursued as aggressively for pediatric approvals due to well-recognized issues of toxicity, particularly when safer alternatives are widely available. Given that Gram-negative sepsis is a growing problem in neonates, with a significant increase in the proportion of multi-resistant Gram-negative pathogens,[15] the substantial lag time between the submission date (for PIP or waiver) and declared completion date of PK studies in adults is a real concern; however, there is value in generating substantial safety data in adults prior to exposing children and newborns to potentially toxic new agents.

In 2013, a similar review of European pediatric clinical trials identified 31 trials of antibiotics approved for adults by the EMA in 2000 that were recruiting children in Europe (compared to the 22 that we identified). They included both published and ongoing trials, which likely accounts for the higher number of trials reported. They also found a very small proportion of neonatal trials (2 of 31), as well as a greater proportion of efficacy-based trials.[9] A review of interventional trials registered with *ClinicalTrials.gov* between 2007 and 2010 found that only 17% had recruited children below 18 years of age.[17] A similar review of antimicrobial CTs conducted in the U.S. between 2000 and 2012 reported that just 5% had recruited only children compared to 74% that recruited only adults, and that, as we have found, the trials were sponsored primarily by non-profit organisations (60% versus 30% by industry).[16] In our search of global trials, 39% of registered CTs reported collection of PK data in comparison to the 24% identified in a 2009 paediatric PK research review.[18]

1
2
3 The search strategy used has clear limitations. Since the search was limited to clinical trials
4 registered with *ClinicalTrials.gov*, it is possible that other open or on-going trials registered with
5 alternative platforms (for example, the WHO International Clinical Trials Registry Platform [ICTRP])
6 will have been missed. Together with *ClinicalTrials.gov* these could help to establish the entirety of
7 current clinical research in this field. We did however search EudraCT, and found no further studies
8 beyond those captured on *ClinicalTrials.gov*. Our search was also limited to open CTs, thereby
9 missing active but not yet recruiting trials, and those that had already closed to recruitment. The
10 information recorded for each trial registered with *ClinicalTrials.gov* is updated by the trial
11 investigators, and therefore relies on them to periodically update the registry. Occasionally,
12 information such as recruitment status might not be updated in real time.
13
14
15
16
17
18
19

20 Concerns around the growing threat of antimicrobial resistance have prompted several new
21 initiatives. In 2016, the EMA published a draft Concept Paper to propose the development of an
22 Addendum to the guideline on the evaluation of new anti-bacterial products for treatment of bacterial
23 infections in children.[19] At the same time, the Clinical Trials Transformation Initiative (CTTI) is
24 currently focused on the identification of key barriers in the conduct of pediatric antibacterial CTs,
25 which hamper their successful implementation into clinical practice.[20] Recent evidence states that
26 overall, antibiotic CTs make up less than 1% of all registered pediatric CTs, and that trial completion
27 is slow, with an average time to completion of around two years.[21] There are specific areas where
28 the design and conduct of pediatric antibiotic CTs can be harmonized and simplified, such as the
29 standardisation of the inclusion and exclusion criteria for specific Clinical Infection Syndromes, and
30 improved bridging of safety and efficacy data from other age groups; these advances could improve
31 trial conduct and efficiency in children.[22]
32
33
34
35
36
37
38
39
40

41 **CONCLUSIONS**

42 This review highlights that very few pediatric antibiotic CTs are being conducted globally,
43 particularly in neonates. There is a marked disparity between antibiotic drug development
44 programmes in adults and children. Many issues contribute to the difficulties in conducting pediatric
45 antibiotic clinical trials. The lack of regulatory guidance, vulnerability of this population, issues with
46 informed consent and assent, and lack of research-experienced hospital personnel all present
47 challenges in study design, delivery and recruitment. Delays in the initial start-up of CTs in children
48 due to pediatric-specific protocol issues and complicated ethical approval continue to discourage
49 both academic and pharmaceutical interest. The limited data presented here suggest that the
50 dismal state of pediatric antibiotic research continues. Earlier collaboration between global
51 academic research networks and pharmaceutical companies is now vital to accelerate progress.
52
53
54
55
56
57
58
59
60

ACKNOWLEDGEMENTS

Contributors MS, CB, GT, LF and JB designed the study, GT conducted the search, IL and JB commented on study design and assisted with drafting the paper.

Funding This research received no specific grant from any funding agency in the public, commercial or not-for-profit sectors. CB was funded as a Clinical Research Fellow by the Global Research in Paediatrics (GRiP) Network of Excellence, part of the European Union's Seventh Framework Programme for research, technological development and demonstration (FP7/2007–2013, grant agreement number 261060).

Conflict of interest None declared.

Data sharing statement Full dataset is available on request.

REFERENCES

1. Corny J, Lebel D, Bailey B et al. Unlicensed and Off-Label Drug Use in Children Before and After Pediatric Governmental Initiatives. *J Pediatr Pharmacol Ther.* 2015;20(4):316–28.
2. European Medicines Agency. Concept paper on extrapolation of efficacy and safety in medicine development.
http://www.ema.europa.eu/docs/en_GB/document_library/Scientific_guideline/2013/04/WC500142358.pdf. (accessed May 2016)
3. Dunne J, Rodriguez WJ, Murphy MD et al. Extrapolation of Adult Data and Other Data in Pediatric Drug-Development Programs. *Pediatrics.* 2011;
<http://pediatrics.aappublications.org/content/early/2011/10/20/peds.2010-3487.abstract> (accessed June 2016)
4. Kearns GL, Abdel-Rahman SM, Alander SW et al. Developmental pharmacology--drug disposition, action, and therapy in infants and children. *N Engl J Med.* 2003;349(12):1157–67.
5. Theuretzbacher U, Van Bambeke F, Cantón R et al. Reviving old antibiotics. *Internet J Antimicrob Chemother.* 2015;
<http://jac.oxfordjournals.org/content/early/2015/06/10/jac.dkv157.abstract> (accessed June 2016)
6. van der Meer JW, Gyssens IC. Quality of antimicrobial drug prescription in hospital. *Clin Microbiol Infect.* 2001;7:12–5.
7. European Medicines Agency. EMA Opinions and decisions on Paediatric Investigation Plans. 2016;
http://www.ema.europa.eu/ema/index.jsp?curl=pages/medicines/landing/pip_search.jsp&mid=WC0b01ac058001d129. (accessed June 2016)

- 1
2
3 8. Guidance for industry. Pediatric Study Plans: Content of and Process for Submitting Initial
4 Pediatric Study Plans and Amended Initial Pediatric Study Plans.
5 [http://www.fda.gov/downloads/drugs/guidancecomplianceregulatoryinformation/guidances/uc](http://www.fda.gov/downloads/drugs/guidancecomplianceregulatoryinformation/guidances/ucm360507.pdf)
6 [m360507.pdf](http://www.fda.gov/downloads/drugs/guidancecomplianceregulatoryinformation/guidances/ucm360507.pdf). (accessed June 2016)
7
8
- 9 9. Garazzino S, Lutsar I, Bertaina C et al. New antibiotics for paediatric use: a review of a
10 decade of regulatory trials submitted to the European Medicines Agency from 2000--why
11 aren't we doing better? *Int J Antimicrob Agents*. 2013;42(2):99–118.
12
- 13 10. The World Bank. The World Bank list of economies. 2015;
14 <http://siteresources.worldbank.org/DATASTATISTICS/Resources/CLASS.XLS> (accessed
15 October 2016)
16
17
- 18 11. The World Health Organisation. WHO ATC/DDD Index. 2016;
19 http://www.whocc.no/atc_ddd_index/. (accessed March 2016)
20
- 21 12. The Pew Charitable Trusts. Antibiotics Currently in Clinical Development. 2016;
22 [http://www.pewtrusts.org/~media/assets/2016/05/antibiotics-currently-in-clinical-](http://www.pewtrusts.org/~media/assets/2016/05/antibiotics-currently-in-clinical-development.pdf?la=en)
23 [development.pdf?la=en](http://www.pewtrusts.org/~media/assets/2016/05/antibiotics-currently-in-clinical-development.pdf?la=en). (accessed May 2016)
24
25
- 26 13. Lutsar I. Often neglected: paediatric drug development - a regulatory and clinical view. In
27 Amsterdam, Netherlands; 2016. (S219 - Symposium lecture.).
28
- 29 14. Versporten A, Bielicki J, Drapier N et al. The Worldwide Antibiotic Resistance and Prescribing
30 in European Children (ARPEC) point prevalence survey: developing hospital-quality
31 indicators of antibiotic prescribing for children. *J Antimicrob Chemother*. 2016;71(4):1106–17.
32
- 33 15. Bielicki JA, Lundin R, Sharland M. Antibiotic Resistance Prevalence in Routine Bloodstream
34 Isolates from Children's Hospitals Varies Substantially from Adult Surveillance Data in
35 Europe. *Pediatr Infect Dis J*. 2015;34(7):734–41.
36
37
- 38 16. Stockmann C, Sherwin CMT, Ampofo K et al. Characteristics of antimicrobial studies
39 registered in the USA through ClinicalTrials.gov. *Int J Antimicrob Agents*. 2013;42(2):161–6.
40
- 41 17. Califf RM, Zarin DA, Kramer JM et al. Characteristics of clinical trials registered in
42 ClinicalTrials.gov, 2007-2010. *JAMA*. 2012;307(17):1838–47.
43
- 44 18. Viergever RF, Rademaker CMA, Ghersi D. Pharmacokinetic research in children: an analysis
45 of registered records of clinical trials. *BMJ Open*. 2011;1(1):e000221.
46
- 47 19. European Medicines Agency. Concept paper on an addendum to the guideline on the
48 evaluation of medicinal products indicated for treatment of bacterial infections to address
49 paediatric-specific clinical data requirements.
50 [http://www.ema.europa.eu/docs/en_GB/document_library/Scientific_guideline/2016/04/WC50](http://www.ema.europa.eu/docs/en_GB/document_library/Scientific_guideline/2016/04/WC500205026.pdf)
51 [0205026.pdf](http://www.ema.europa.eu/docs/en_GB/document_library/Scientific_guideline/2016/04/WC500205026.pdf). (accessed July 2016)
52
53
54
- 55 20. Clinical Trials Transformation Initiative. [https://www.ctti-clinicaltrials.org/projects/pediatric-](https://www.ctti-clinicaltrials.org/projects/pediatric-trials)
56 [trials](https://www.ctti-clinicaltrials.org/projects/pediatric-trials). (accessed July 2016)
57
58
59
60

- 1
- 2
- 3 21. Clinical Trials Transformation Initiative. AACT database. [https://www.ctti-](https://www.ctti-clinicaltrials.org/aact-database)
- 4 [clinicaltrials.org/aact-database](https://www.ctti-clinicaltrials.org/aact-database). (accessed January 2017)
- 5
- 6 22. Folgori L, Bielicki J, Ruiz B, et al. Harmonisation in study design and outcomes in paediatric
- 7 antibiotic clinical trials: a systematic review. *Lancet Infect Dis*. 2016;16(9):e178-89.
- 8
- 9
- 10
- 11
- 12
- 13
- 14
- 15
- 16
- 17
- 18
- 19
- 20
- 21
- 22
- 23
- 24
- 25
- 26
- 27
- 28
- 29
- 30
- 31
- 32
- 33
- 34
- 35
- 36
- 37
- 38
- 39
- 40
- 41
- 42
- 43
- 44
- 45
- 46
- 47
- 48
- 49
- 50
- 51
- 52
- 53
- 54
- 55
- 56
- 57
- 58
- 59
- 60

For peer review only

1
2
3 **LIST OF FIGURES**
4
5

6 **Figure 1.** Flow chart. Clinical trial selection process.
7

8
9 **Table 1.** Characteristics of clinical trials.
10

11 **Table 2.** Clinical trial endpoint classification of identified clinical trials stratified by trial sponsor.
12 Endpoint classification determined by planned primary outcomes.
13

14
15 **Table 3.** Clinical indication of identified clinical trials stratified by age group being recruited.
16

17
18 **Table 4.** Comparison of antibiotic development pipeline in adults and children. Adapted from Pew
19 Charitable Trusts “Antibiotics currently in clinical development” pipeline (last accessed October
20 2016).[12]
21
22
23
24
25
26
27
28
29
30
31
32
33
34
35
36
37
38
39
40
41
42
43
44
45
46
47
48
49
50
51
52
53
54
55
56
57
58
59
60

1
2
3
4
5
6
7
8
9
10
11
12
13
14
15
16
17
18
19
20
21
22
23
24
25
26
27
28
29
30
31
32
33
34
35
36
37
38
39
40
41
42
43
44
45
46
47
48
49
50
51
52
53
54
55
56
57
58
59
60

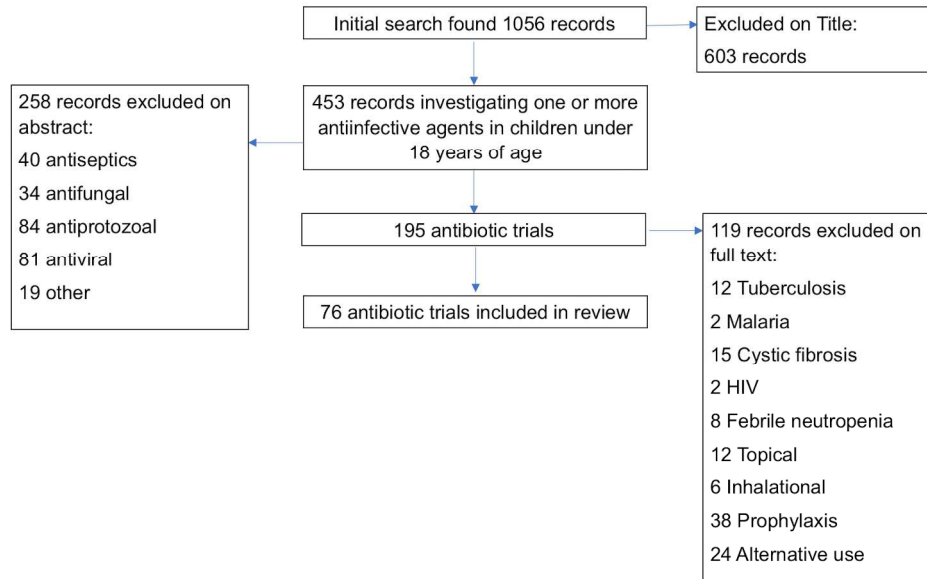


Figure 1. Flow Chart. Clinical trial selection process.

254x190mm (300 x 300 DPI)

ew only

DATASET

	A	B	C	D
1	NCT Number	Title	Recruitment	Study Results
2	NCT02539407	Population Pharmacokinetics of Anti-infectives in Critically Ill Children	Recruiting	No Results Available
3	NCT02935374	Effect of Antimicrobial Treatment of Acute Otitis Media on the Intestinal Microbiome in Children	Not yet recruiting	No Results Available
4	NCT02899143	Short-course Antimicrobial Therapy in Sepsis	Recruiting	No Results Available
5	NCT01595529	The SCOUT Study: Short Course Therapy for Urinary Tract Infections in Children	Recruiting	No Results Available
6	NCT02380352	Short-course Antimicrobial Therapy for Paediatric Respiratory Infections	Not yet recruiting	No Results Available
7	NCT02891915	Trial to Evaluate Beta-Lactam Antimicrobial Therapy of Community Acquired Pneumonia in Children	Recruiting	No Results Available
8	NCT02746276	Optimising Antibiotic Treatment for Sick Malnourished Children	Recruiting	No Results Available
9	NCT02917551	BALANCE on the Wards: A Pilot RCT	Not yet recruiting	No Results Available
10	NCT01243437	A Clinical Trial to Evaluate the Safety and Efficacy of Ciprofloxacin in the Treatment of Plague in Children	Recruiting	No Results Available
11	NCT02635191	Tailored Therapy for Helicobacter Pylori in Children	Recruiting	No Results Available
12	NCT01522105	Daptomycin in Pediatric Patients With Bacterial Meningitis	Recruiting	No Results Available
13	NCT02456974	Antibiotic Dosing in Pediatric Intensive Care	Recruiting	No Results Available
14	NCT00579956	A Randomized Double Blinded Comparison of Ceftazidime and Meropenem in Severe Melioidosis	Recruiting	No Results Available
15	NCT00545961	Middle Meatal Bacteriology During Acute Respiratory Infection in Children	Not yet recruiting	No Results Available
16	NCT01431326	Pharmacokinetics of Understudied Drugs Administered to Children Per Standard of Care	Recruiting	No Results Available
17	NCT02475876	PK of Clindamycin and Trimethoprim-sulfamethoxazole in Infants and Children	Recruiting	No Results Available
18	NCT01420341	Co-trimoxazole as Maintenance Therapy for Melioidosis	Recruiting	No Results Available
19	NCT02266706	Pharmacokinetic and Safety Study of Ceftolozane/Tazobactam in Pediatric Participants Receiving	Recruiting	No Results Available
20	NCT00867789	Antibiotics Versus Placebo in the Treatment of Abscesses in the Emergency Department	Recruiting	No Results Available
21	NCT02879981	A Safety Study of Balsamic Bactrim in Pediatric Participants With Acute Bronchitis	Not yet recruiting	No Results Available
22	NCT01269541	MESS-study MRSA Eradication Study Sk'ne	Recruiting	No Results Available
23	NCT02276482	Study of Tedizolid Phosphate in Adolescents With Complicated Skin and Soft Tissue Infection (cS	Recruiting	No Results Available
24	NCT02663596	Safety and TDM of Continuous Infusion Vancomycin Through Continuous Renal Replacement Th	Not yet recruiting	No Results Available
25	NCT02555059	Special Drug Use Investigation of Ciproxan Injection in Pediatrics	Recruiting	No Results Available
26	NCT02297815	Comparative Effectiveness of Antibiotics for Respiratory Infections	Recruiting	No Results Available
27	NCT02224040	Typhoid Fever: Combined vs. Single Antibiotic Therapy	Recruiting	No Results Available
28	NCT02775968	Population Pharmacokinetics of Cephalosporins and Macrolides in Chinese Children With Comm	Not yet recruiting	No Results Available
29	NCT02687906	Dose-finding, Pharmacokinetics, Safety, and Tolerability of Meropenem-Vaborbactam in Pediatr	Recruiting	No Results Available
30	NCT02783859	Hospitalised Pneumonia With Extended Treatment (HOPE) Study	Recruiting	No Results Available
31	NCT01994993	Antibiotic Safety (SCAMP)	Recruiting	No Results Available

	A	B	C	D
32	NCT02258763	Trial on the Ideal Duration of Oral Antibiotics in Children With Pneumonia	Recruiting	No Results Available
33	NCT02688790	Study Evaluate the PK Profile of Dalbavancin in Hospitalized Infants and Neonates Patients With	Recruiting	No Results Available
34	NCT00323219	Oral Moxifloxacin Versus Cefazolin and Oral Probenecid in the Management of Skin and Soft Tis	Recruiting	No Results Available
35	NCT02750761	A Study of Oral and Intravenous (IV) Tedizolid Phosphate in Hospitalized Participants, Ages 2 to	Recruiting	No Results Available
36	NCT02466438	Safety and Pharmacokinetics of Piperacillin-tazobactam Extended Infusion in Infants and Childre	Recruiting	No Results Available
37	NCT02260102	Temocillin Pharmacokinetics in Paediatrics	Not yet recruiting	No Results Available
38	NCT02694458	Comparison of Two Dosage Adjustment Strategies of Vancomycin in Children	Recruiting	No Results Available
39	NCT01540838	Slow Initial beta-lactam Infusion With High-dose Paracetamol to Improve the Outcomes of Child	Recruiting	No Results Available
40	NCT00368498	A Trial to Evaluate the Loading Dose Required to Achieve Therapeutic Serum Teicoplanin Concer	Recruiting	No Results Available
41	NCT01785641	Single Versus Combined Antibiotic Therapy for Bacterial Peritonitis in CAPD Patients	Recruiting	No Results Available
42	NCT02554383	Efficacy of Antibiotics in Children With Acute Sinusitis: Which Subgroups Benefit?	Recruiting	No Results Available
43	NCT01265173	Comparison of Efficacy of Cefotaxime, Ceftriaxone, and Ciprofloxacin for the Treatment of Spon	Recruiting	No Results Available
44	NCT02335905	Ceftaroline for Treatment of Hematogenously Acquired Staphylococcus Aureus Osteomyelitis in	Recruiting	No Results Available
45	NCT02922686	Penicillin for the Emergency Department Outpatient Treatment of CELLulitis	Not yet recruiting	No Results Available
46	NCT02848820	Initial Non-operative Treatment Strategy Versus Appendectomy Treatment Strategy for Simple A	Not yet recruiting	No Results Available
47	NCT02475733	Evaluation of Safety, Pharmacokinetics and Efficacy of CAZ-AVI With Metronidazole in Children A	Recruiting	No Results Available
48	NCT02372461	Randomized Trial of Amoxicillin Versus Placebo for (Fast Breathing) Pneumonia	Recruiting	No Results Available
49	NCT01553006	Study of Cefditoren Pivoxil in Treatment of Childhood With Acute Rhinosinusitis	Recruiting	No Results Available
50	NCT02527681	Pharmacokinetics and Safety of Ceftobiprole in Neonates and Infants up to 3 Months Treated W	Recruiting	No Results Available
51	NCT02210169	RCT of Continuous Versus Intermittent Infusion of Vancomycin in Neonates	Recruiting	No Results Available
52	NCT02497781	Evaluation of Safety, Pharmacokinetics and Efficacy of Ceftazidime and Avibactam (CAZ-AVI) Co	Recruiting	No Results Available
53	NCT02814916	Dalbavancin for the Treatment of Acute Bacterial Skin and Skin Structure Infections in Children,	Not yet recruiting	No Results Available
54	NCT02210325	Efficacy and Safety Study of Oral Solithromycin Compared to Intramuscular Ceftriaxone Plus Ora	Recruiting	No Results Available
55	NCT02801370	Phase 3 Study of OTO-201 in Acute Otitis Externa	Recruiting	No Results Available
56	NCT02760420	3 Days Amoxicillin Versus Placebo for Fast Breathing Childhood Pneumonia in Malawi	Recruiting	No Results Available
57	NCT02678195	3 Days Versus 5 Days Amoxicillin for Chest-indrawing Childhood Pneumonia in Malawi	Recruiting	No Results Available
58	NCT02605122	Safety and Efficacy of Solithromycin in Adolescents and Children With Community-acquired Bact	Recruiting	No Results Available
59	NCT02570490	Oral Sodium Fusidate (CEM-102) Versus Oral Linezolid for the Treatment of Acute Bacterial Skin	Recruiting	No Results Available
60	NCT02443285	Is Spontaneous Bacterial Peritonitis Still Responding to 3rd Generation Cephalosporins?	Recruiting	No Results Available
61	NCT02334124	Comparing the Intravenous Treatment of Skin Infections in Children, Home Versus Hospital	Recruiting	No Results Available
62	NCT02218372	A Study to Investigate the Safety and Efficacy of Fidaxomicin (Oral Suspension or Tablets) and Va	Recruiting	No Results Available

1
2
3
4
5
6
7
8
9
10
11
12
13
14
15
16
17
18
19
20
21
22
23
24
25
26
27
28
29
30
31
32
33
34
35
36
37
38
39
40
41
42
43
44
45
46
47

	A	B	C	D
63	NCT01032499	Open and Comparative Study to Measure Tolerability and Efficacy of Taro Elixir	Not yet recruiting	No Results Available
64	NCT02598362	Pharmacokinetics of Ciprofloxacin in Pediatric Patients	Recruiting	No Results Available
65	NCT02878031	Community Case Management of Chest Indrawing Pneumonia	Recruiting	No Results Available
66	NCT02790996	Neonatal Vancomycin Trial	Not yet recruiting	No Results Available
67	NCT02712307	Study of 5 and 10 Days Treatment With Penicillin Against Sore Throat Caused by Streptococci	Recruiting	No Results Available
68	NCT02424734	Safety, Tolerability and Efficacy of Ceftaroline in Paediatrics With Late-Onset Sepsis	Recruiting	No Results Available
69	NCT02134301	Open-Label, Dose-Finding, Pharmacokinetics, Safety and Tolerability Study of Oritavancin in Ped	Recruiting	No Results Available
70	NCT02013141	An Open-Label Study of the Pharmacokinetics of a Single Dose of Telavancin in Pediatric Subject	Recruiting	No Results Available
71	NCT01427842	Dose Enhancement of Vancomycin IN Everyday Patients	Recruiting	No Results Available
72	NCT01278017	The Role of Short-course Ceftriaxone Therapy in the Treatment of Severe Nontyphoidal Salmon	Recruiting	No Results Available
73	NCT00988026	Safety and Efficacy Comparison of Minocycline Microgranules Versus Lymecycline in the Treatm	Recruiting	No Results Available
74	NCT02288234	Telavancin Observational Use Registry (TOUR)	Recruiting	No Results Available
75	NCT01304459	Vancomycin Serum Concentrations in Pediatric Oncology Patients Under Intensive Care	Recruiting	No Results Available
76	NCT01173575	Assessment of the Efficacy of FOSFOMYCIN in Patients With Bacterial Infection	Recruiting	No Results Available
77	NCT01778634	Trial of Intravenous Azithromycin to Eradicate Ureaplasma Respiratory Tract Infection in Preterr	Recruiting	No Results Available

	E	F
1		
2		
3	1 Indication	Infection category
4	2 Proven or suspected infection (in patients on PICU)	9
5	3 Acute Otitis Media	3
6	4 Sepsis	8
7	5 Urinary Tract Infections (UTI)	7
8	6 Community-acquired Pneumonia (CAP)	4
9	7 Pneumonia	4
10	8 Proven or suspected infection in patients with malnutrition	9
11	9 Bacteremia	8
12	10 Plague	8
13	11 Helicobacter Pylori Infection	7
14	12 Meningitis	1
15	13 Proven or suspected bacterial infection (Pharmacokinetics)	9
16	14 Melioidosis	8
17	15 Acute Respiratory Infection Sinusitis	3
18	16 Various infections (including nosocomial Pneumonia, CAP, Acute Bac	Various
19	17 Bacterial Infections	9
20	18 Melioidosis	8
21	19 Proven or Suspected Gram-negative Bacterial Infection	9
22	20 Abscess	1
23	21 Bronchitis	4
24	22 Throatcarriers of MRSA	3
25	23 Acute Skin and Soft Tissue infections (aSSTIs)	2
26	24 Proven or suspected bacterial infection (in CRRT patients)	9
27	25 Cystitis / Pyelonephritis	7
28	26 Acute Upper Respiratory Tract Infections (ARTIs)	3
29	27 Typhoid Fever	8
30	28 Community Acquired Pneumonia (CAP)	4
31	29 Bacterial Infections	9
32	30 Pneumonia	4
33	31 Complicated Intra Abdominal Infections (cIAs)	6
34		
35		
36		
37		
38		
39		
40		
41		
42		
43		
44		
45		
46		
47		

	E	F
32	Pneumonia	4
33	Bacterial Infections	9
34	Cellulitis	2
35	Gram-Positive Bacterial Infections	9
36	Infection	9
37	Urinary Tract Infection or suspected Cholangitis	7
38	Methicillin-resistant Staphylococcal Infections	9
39	Bacterial Meningitis	1
40	Staphylococcal Infections	9
41	Peritonitis (in CAPD patients)	6
42	Acute Sinusitis (Respiratory Tract Infections)	3
43	SBP in patients with Liver Cirrhosis	6
44	Hematogenously Acquired Staphylococcus Aureus Osteomyelitis	5
45	Cellulitis or Wound Infection	8
46	Appendicitis	6
47	Complicated Intra-abdominal Infections (cIAs)	6
48	Pneumonia (fast-breathing)	4
49	Rhinosinusitis	3
50	Bacterial Infections	9
51	Sepsis	8
52	Complicated Urinary Tract Infections (cUTIs)	7
53	Methicillin-Resistant Staphylococcus Aureus Skin Infection	2
54	Uncomplicated Urogenital Gonorrhoea	7
55	Acute Otitis Externa	3
56	Pneumonia	4
57	Pneumonia	4
58	Community-acquired Bacterial Pneumonia	4
59	Acute Bacterial Skin and Skin Structure Infections	2
60	Primary Bacterial Peritonitis	6
61	Cellulitis	8
62	Clostridium Difficile-associated Diarrhea (CDAD)	6

	E	F
1		
2		
3	63 Acne Vulgaris II or III Degree	2
4	64 Urinary Tract Infection or Pyelonephritis	7
5	65 Pneumonia	4
6	66 Late Onset Neonatal Sepsis	8
7	67 Tonsillitis	3
8	68 Late-onset Sepsis	8
9	69 Gram Positive Bacterial Infections	9
10	70 Gram-Positive Bacterial Infections	9
11	71 Vancomycin Therapy	9
12	72 Diarrhea	6
13	73 Mild to Moderate Acne	2
14	74 Hospital Acquired Bacterial Pneumonia (HAP), Complicated Skin and	Various
15	75 Infection	9
16	76 Bacterial Infection	9
17	77 Eradicate ureaplasma respiratory tract infection from preterm infant	4
18		
19		
20		
21		
22		
23		
24		
25		
26		
27		
28		
29		
30		
31		
32		
33		
34		
35		
36		
37		
38		
39		
40		
41		
42		
43		
44		
45		
46		
47		

	G	H	I	J
1				
2				
3	1 Interventions	Antibiotic class (J01 code)	Gender	Age
4	2 Antiinfectives (beta-lactam, aminoglycoside, glycopeptide, fluoroquinolone,	Various	Both	Up to 18 Years
5	3 Amoxicillin, Amoxicillin-Potassium Clavulanate, Macrolide	Various	Both	6 Months to 7 Years
6	4 Antibiotic	J01	Both	Up to 18 years
7	5 Trimethoprim sulfamethoxazole, cefixime, or cephalexin	Various	Both	2 Months to 10 Years
8	6 Amoxicillin	J01C	Both	6 Months to 10 Years
9	7 Amoxicillin, Amoxicillin-clavulanate, Cefdinir	Various	Both	6 Months to 71 Months
10	8 Ceftriaxone, Metronidazole	J01D	Both	2 Months to 59 Months
11	9 7 days vs 14 days of adequate antibiotic treatment	J01	Both	Up to 18 years
12	10 Ciprofloxacin, doxyxcycline	Various	Both	8 Years and older
13	11 Tailored vs standard therapy (Amoxicillin, Clarithromycin, Metronidazole, Ra	Various	Both	4 Years to 18 Years
14	12 Daptomycin	J01X	Both	3 Months to 16 Years
15	13 Amoxicillin-clavulanate, Piperacilline-tazobactam, Vancomycin	Various	Both	Up to 16 Years
16	14 Meropenem, Ceftazidime	J01D	Both	15 Years and older
17	15 Amoxicillin clavulanate acid	J01C	Both	6 Years to 13 Years
18	16 Various drugs (Ceftazidime, Ciprofloxacin, Clindamycin, Doxycycline, Levoflo	Various	Both	Up to 18 years
19	17 Clindamycin, Trimethoprim-sulfamethoxazole	Various	Both	1 Month to 16 Years
20	18 Co-trimoxazole	J01E	Both	15 Years and older
21	19 Ceftolozane/Tazobactam	J01D	Both	Up to 17 Years
22	20 Trimethoprim-sulfamethoxazole	J01E	Both	3 Months to 17 Years
23	21 Guaifenesin, Sulfamethoxazole trimethoprim	J01E	Both	4 Years to 14 Years
24	22 Systemic Rifampin and Clindamycine/Trimehoprimsulfa, or Topical mupiroci	Various	Both	5 Years and older
25	23 Tedizolid Phosphate	J01X	Both	12 Years to 18 Years
26	24 Vancomycin	J01X	Both	Up to 18 years
27	25 Ciprofloxacin	J01F	Both	Up to 14 Years
28	26 Antibiotics (Amoxicillin-clavulanate, azithromycin, cefdinir, cefprozil, cefurox	Various	Both	6 Months to 18 Years
29	27 Ceftriaxone, Ceftriaxone/azithromycin, Azithromycin, Azithromycin/cefixime	Various	Both	2 Years to 80 Years
30	28 Cephalosporins and Macrolides	Various	Both	1 Year to 18 Years
31	29 Carbavance	J01D	Both	Up to 17 Years
32	30 Amoxicillin-clavulanic Acid	J01C	Both	3 Months to 5 Years
33	31 Ampicillin/metronidazole/gentamicin/clindamycin/Piperacillin-tazobactam c	Various	Both	Up to 120 Days

	G	H	I	J
32	Amoxicillin-Potassium Clavulanate	J01C	Both	3 Months to 59 Months
33	Dalbavancin	J01X	Both	Up to 28 Days
34	Cefazolin/Moxifloxacin	Various	Both	Up to 18 Years
35	Tedizolid Phosphate	J01X	Both	2 Years to 11 Years
36	Piperacillin-tazobactam	J01C	Both	2 Months to 6 Years
37	Temocillin	J01C	Both	6 Months to 3 Years
38	Vancomycin	J01X	Both	1 Month to 16 Years
39	Beta-lactam	J01C	Both	2 Months to 15 Years
40	Teicoplanin	J01X	Both	16 Years and older
41	Ceftazidime/ciprofloxacin, Ceftazidime, Cefazolin/gentamicin, Cefazolin	Various	Both	15 Years and older
42	Amoxicillin-clavulanate	J01C	Both	2 Years to 11 Years
43	Cefotaxime, Ceftriaxone, Ciprofloxacin	Various	Both	16 Years and older
44	Ceftaroline Fosamil	J01D	Both	1 Year to 17 Years
45	Flucloxacillin, Phenoxymethylpenicillin	J01C	Both	16 Years and older
46	Augmentin/Gentamicin, Appendectomy	J01C	Both	7 Years to 17 Years
47	Ceftazidime-avibactam, Meropenem, Metronidazole	Various	Both	3 Months to 18 Years
48	Amoxicillin	J01C	Both	2 Months to 59 Months
49	Cefditoren pivoxil	J01D	Both	1 Year to 15 Years
50	Ceftobiprole	J01D	Both	Up to 3 Months
51	Vancomycin	J01X	Both	Up to 90 Days
52	Ceftazidime-avibactam, Cefepime	J01D	Both	3 Months to 18 Years
53	Dalbavancin single dose	J01X	Both	3 Months to 17 Years
54	Solithromycin, Ceftriaxone, Azithromycin	Various	Both	15 Years and older
55	Ciprofloxacin	J01M	Both	6 Months and older
56	Amoxicillin	J01C	Both	2 Months to 59 Months
57	Amoxicillin	J01C	Both	2 Months to 59 Months
58	Solithromycin	J01F	Both	2 Months to 17 Years
59	Sodium fusidate, Linezolid	J01X	Both	12 Years and older
60	Cefotaxime, Ceftriaxone	J01D	Both	Up to 18 Years
61	Ceftriaxone, Flucloxacillin	Various	Both	6 Months to 18 Years
62	Fidaxomicin, Vancomycin	J01X	Both	Up to 17 Years

1
2
3
4
5
6
7
8
9
10
11
12
13
14
15
16
17
18
19
20
21
22
23
24
25
26
27
28
29
30
31
32
33
34
35
36
37
38
39
40
41
42
43
44
45
46
47

	G	H	I	J
63	Taro Elixir	J01A	Both	14 Years and older
64	Ciprofloxacin	J01M	Both	3 Months to 17 Years
65	Amoxicillin	J01C	Both	2 Months to 59 Months
66	Vancomycin	J01X	Both	Up to 90 Days
67	Phenoxymethylpenicillin	J01C	Both	6 Years and older
68	Ceftaroline Fosamil	J01D	Both	Up to 59 Days
69	Oritavancin	J01X	Both	Up to 18 Years
70	Telavancin	J01X	Both	1 Year to 17 Years
71	Vancomycin	J01X	Both	16 Years and older
72	Ceftriaxone	J01D	Both	3 Months to 18 Years
73	Minocycline, Lymecycline	J01A	Both	14 Years to 30 Years
74	Telavancin	J01X	Both	Up to 18 Years
75	Vancomycin	J01X	Both	Up to 18 Years
76	Fosfomycin	J01X	Both	Up to 18 Years
77	Azithromycin	J01F	Both	0 to 72 hours

	K	L	M	N	O
1	Age group	Estimated enrollment	Location	Income class	Geographic region
2	8	1850	France	High income	Europe
3	9	150	Finland	High income	Europe
4	8	320	Italy	High income	Europe
5	9	746	United States	High income	North America
6	9	270	Canada	High income	North America
7	9	400	United States	High income	North America
8	9	80	Kenya	Lower middle income	Africa
9	8	50	Canada	High income	North America
10	11	200	Uganda	Low income	Africa
11	11	200	China	Upper middle income	Asia
12	10	5	Switzerland	High income	Europe
13	8	200	Belgium	High income	Europe
14	5	750	Thailand	Upper middle income	Asia
15	11	120	Finland	High income	Europe
16	8	3000	Various (United States, Canada)	High income	International
17	10	54	United States	High income	North America
18	5	800	Thailand	Upper middle income	Asia
19	8	36	United States	High income	North America
20	10	200	United States	High income	North America
21	11	50	Peru	Upper middle income	Latin America
22	11	69	Sweden	High income	North America
23	5	162	Various (United States, Argentina)	Upper middle to High income	International
24	8	10	United States	High income	North America
25	8	45	Japan	High income	Asia
26	10	117000	United States	High income	North America
27	11	120	Nepal	Low income	Asia
28	10	750	China	Upper middle income	Asia
29	8	56	United States	High income	North America
30	9	314	Various (Australia, Malaysia)	High income	Oceania
31	6	284	Various (United States, Canada)	High income	North America

	K	L	M	N	O
32	9	300	Malaysia	Upper middle income	Asia
33	2	24	United States	High income	North America
34	8	390	Canada	High income	North America
35	4	32	United States	High income	North America
36	9	141	Canada	High income	North America
37	9	45	Belgium	High income	Europe
38	10	100	France	High income	Europe
39	10	400	Angola	Upper middle income	Africa
40	5	20	Taiwan, China	High income	Asia
41	5	300	Thailand	Upper middle income	Asia
42	4	688	United States	High income	North America
43	5	261	Republic of Korea	High income	Asia
44	10	18	United States	High income	North America
45	5	414	Ireland	High income	Europe
46	11	334	Netherlands	High income	Europe
47	10	102	Various (United States, Argent	Upper middle to High income	International
48	9	2500	Pakistan	Lower middle income	Asia
49	10	120	Thailand	Upper middle income	Asia
50	6	45	Various (Belgium, Germany, Li	High income	Europe
51	6	200	Australia	High income	Oceania
52	10	102	Various (United States, Czech	Upper middle to High income	International
53	10	300	United States	High income	North America
54	5	300	Various (United States, Austra	High income	International
55	10	500	Various (United States, Canad	High income	North America
56	9	2000	Malawi	Low income	Africa
57	9	2000	Malawi	Low income	Africa
58	10	400	Various (United States, Bulgar	High income	International
59	5	712	Various (United States, Puertc	High income	International
60	8	100	Egypt	Lower middle income	Africa
61	10	188	Australia	High income	Oceania
62	8	144	Various (United States, Belgiu	High income	International

	K	L	M	N	O
63	5	120	Brazil	Upper middle income	Latin America
64	10	20	Belgium	High income	Europe
65	9	308	Nigeria	Lower middle income	Africa
66	6	300	Various (United Kingdom, France)	High income	Europe
67	11	432	Sweden	High income	Europe
68	7	24	Various (United States, Hungary)	High income	International
69	8	60	United States	High income	North America
70	10	32	United States	High income	North America
71	5	100	Australia	High income	Oceania
72	10	200	Taiwan, China	High income	Asia
73	5	168	Mexico	High income	North America
74	8	1000	United States	High income	North America
75	8	50	Brazil	Upper middle income	Latin America
76	8	200	Various (Austria, Germany)	High income	Europe
77	1	180	United States	High income	North America

	P	Q	R	S	T	
1						
2						
3	1	Collaborators	Sponsor	Study Types	Phase	Endpoint classification
4	2	Assistance Publique - Hopitaux de Paris	Hospital	Observational	Not applicable	Pharmacokinetics
5	3	University of Oulu Oulu University Hospital	University	Interventional	Phase 4	Efficacy
6	4	Ospedale Santa Maria delle Croci	Hospital	Interventional	Phase 2	Safety/Efficacy
7	5	Children's Hospital of Philadelphia Children's Ho	Hospital	Interventional	Phase 2	Safety/Efficacy
8	6	Hamilton Health Sciences Corporation Children's	Hospital	Interventional	Phase 4	Safety/Efficacy
9	7	National Institute of Allergy and Infectious Disease	NIH	Interventional	Phase 4	Efficacy
10	8	University of Oxford KEMRI Wellcome Trust Rese	University	Interventional	Phase 2	Pharmacokinetics
11	9	Sunnybrook Health Sciences Centre	Hospital	Interventional	Not specified	Efficacy
12	10	Centers for Disease Control and Prevention MRC	CDC	Interventional	Phase 2	Safety/Efficacy
13	11	Beijing Children's Hospital	Hospital	Interventional	Phase 4	Safety/Efficacy
14	12	University Hospital Inselspital, Berne	Hospital	Interventional	Phase 1	Pharmacokinetics
15	13	University Hospital, Ghent University Hospital, A	Hospital	Observational	Not applicable	Pharmacokinetics
16	14	University of Oxford Mahidol University Wellcor	University	Interventional	Not specified	Efficacy
17	15	Oulu University Hospital	University	Interventional	Phase 4	Safety/Efficacy
18	16	Daniel Benjamin Eunice Kennedy Shriver Nationa	University	Observational	Not applicable	Pharmacokinetics
19	17	Michael Cohen-Wolkowicz Eunice Kennedy Shriv	University	Interventional	Phase 1	Pharmacokinetics
20	18	Khon Kaen University	University	Interventional	Not specified	Efficacy
21	19	Cubist Pharmaceuticals LLC	Industry	Interventional	Phase 1	Pharmacokinetics
22	20	Children's Mercy Hospital Kansas City Blue Cross	Hospital	Interventional	Not specified	Efficacy
23	21	Hoffmann-La Roche	Industry	Observational	Not applicable	Safety
24	22	Region Skane	Hospital	Interventional	Not specified	Efficacy
25	23	Cubist Pharmaceuticals LLC	Industry	Interventional	Phase 3	Safety
26	24	Drexel University The Center for Pediatric Pharm	University	Interventional	Phase 1	Safety
27	25	Bayer	Industry	Observational	Not applicable	Safety/Efficacy
28	26	Children's Hospital of Philadelphia	Hospital	Observational	Not applicable	Safety/Efficacy
29	27	Sheba Medical Center	Hospital	Interventional	Phase 4	Efficacy
30	28	Beijing Children's Hospital	Hospital	Observational	Not applicable	Pharmacokinetics
31	29	Rempex Pharmaceuticals (a wholly owned subsidi	Industry	Interventional	Phase 1	Safety
32	30	Menzies School of Health Research Griffith Univ	University	Interventional	Phase 4	Safety/Efficacy
33	31	Michael Cohen-Wolkowicz The EMMES Corpora	University	Interventional	Phase 2-3	Safety
34						
35						
36						
37						
38						
39						
40						
41						
42						
43						
44						
45						
46						
47						

	P	Q	R	S	T
32	University of Malaya Menzies School of Health Research	University	Interventional	Phase 4	Efficacy
33	Durata Therapeutics Inc., an affiliate of Allergan	Industry	Interventional	Phase 1	Pharmacokinetics
34	University of British Columbia	University	Interventional	Phase 3	Efficacy
35	Merck Sharp & Dohme Corp.	Industry	Interventional	Phase 1	Pharmacokinetics
36	St. Justine's Hospital	Hospital	Interventional	Phase 1	Pharmacokinetics
37	Université Catholique de Louvain	University	Interventional	Phase 4	Pharmacokinetics
38	Assistance Publique - Hôpitaux de Paris	Hospital	Interventional	Not specified	Pharmacokinetics
39	Helsinki University Foundation for Paediatric Research	University	Interventional	Phase 4	Safety/Efficacy
40	National Taiwan University Hospital	University	Interventional	Phase 4	Pharmacokinetics
41	Chulalongkorn University	University	Interventional	Not specified	Efficacy
42	University of Pittsburgh National Institute of Allergy and Infectious Diseases	University	Interventional	Phase 3	Safety/Efficacy
43	Korea University	University	Interventional	Phase 4	Efficacy
44	Baylor College of Medicine Forest Laboratories	University	Interventional	Phase 1-2	Safety/Efficacy
45	Royal College of Surgeons, Ireland Health Research Board	University	Interventional	Phase 4	Efficacy
46	Ramon Gorter ZonMw: The Netherlands Organisation for Scientific Research	University	Interventional	Phase 4	Efficacy
47	AstraZeneca PRA Health Sciences	Industry	Interventional	Phase 2	Safety/Efficacy
48	Aga Khan University	University	Interventional	Not specified	Efficacy
49	Thammasat University	University	Interventional	Phase 4	Safety/Efficacy
50	Basilea Pharmaceutica	Industry	Interventional	Phase 1	Pharmacokinetics
51	Murdoch Childrens Research Institute Royal Children's Hospital	University	Interventional	Not specified	Pharmacokinetics
52	AstraZeneca PRA Health Sciences	Industry	Interventional	Phase 2	Safety/Efficacy
53	Durata Therapeutics Inc., an affiliate of Allergan	Industry	Interventional	Phase 3	Safety/Efficacy
54	Cempra Inc National Institute of Allergy and Infectious Diseases	Industry	Interventional	Phase 3	Efficacy
55	Otonomy, Inc.	Industry	Interventional	Phase 3	Efficacy
56	Save the Children University of North Carolina UNC Children's Hospital	Health Organisation	Interventional	Phase 4	Efficacy
57	Save the Children University of North Carolina UNC Children's Hospital	Health Organisation	Interventional	Phase 4	Efficacy
58	Cempra Inc	Industry	Interventional	Phase 2-3	Safety/Efficacy
59	Cempra Inc	Industry	Interventional	Phase 3	Safety/Efficacy
60	Tanta University	University	Interventional	Phase 3	Efficacy
61	Murdoch Childrens Research Institute	University	Interventional	Not specified	Efficacy
62	Astellas Pharma Europe B.V. Merck Sharp & Dohme	Industry	Interventional	Phase 3	Safety/Efficacy

	P	Q	R	S	T
63	Laboratorios Goulart S.A.	Industry	Interventional	Phase 3	Safety/Efficacy
64	University Hospital, Ghent Universitair Ziekenhu	University	Interventional	Phase 4	Pharmacokinetics
65	Malaria Consortium World Health Organization	Health Organisa	Interventional	Phase 4	Safety
66	PENTA Foundation St George's, University of Lor	Health Organisa	Interventional	Phase 2	Safety/Efficacy
67	Sigvard Mì Istad Public Health Agency of Swede	University	Interventional	Phase 4	Safety/Efficacy
68	AstraZeneca PRA Health Sciences	Industry	Interventional	Phase 2-3	Safety/Efficacy
69	The Medicines Company	Industry	Interventional	Phase 1	Pharmacokinetics
70	Theravance Biopharma Antibiotics, Inc.	Industry	Interventional	Phase 4	Pharmacokinetics
71	The Canberra Hospital	Hospital	Interventional	Phase 2	Pharmacokinetics
72	Chang Gung Memorial Hospital	Hospital	Interventional	Phase 4	Efficacy
73	Darier	Industry	Interventional	Phase 4	Safety/Efficacy
74	Theravance Biopharma Antibiotics, Inc.	Industry	Observational	Not applicable	Safety/Efficacy
75	Grupo de Apoio ao Adolescente e a Crianca com	Hospital	Observational	Not applicable	Pharmacokinetics
76	Infectopharm Arzneimittel GmbH J&P Medical R	Industry	Observational	Not applicable	Efficacy
77	University of Maryland	University	Interventional	Phase 2	Safety/Efficacy

	U	V	W	X	Y	Z	AA	AB	
1	1	Primary outcome variable	PK data collected	First Receive	Start Date	Completion	Last Updated	Last Verified	Results First Received
2	2	PK	PK study design	July 2, 2015	Sep-15	Dec-18	September 1	Sep-16	No Study Results Posted
3	3	Efficacy	No PK data	September 2	Oct-16	null	October 12, 2016	Oct-16	No Study Results Posted
4	4	Efficacy	No PK data	September 8	Sep-16	null	September 1	Sep-16	No Study Results Posted
5	5	Efficacy	No PK data	May 8, 2012	May-12	Apr-18	June 27, 2016	Jun-16	No Study Results Posted
6	6	Efficacy	No PK data	March 2, 2011	Mar-16	May-18	March 24, 2016	Mar-16	No Study Results Posted
7	7	Efficacy	No PK data	September 1	Oct-16	Mar-19	October 13, 2016	Oct-16	No Study Results Posted
8	8	PK	PK study design	April 4, 2016	Apr-16	Sep-16	April 25, 2016	Apr-16	No Study Results Posted
9	9	Efficacy	No PK data	September 2	Oct-16	Dec-17	September 2	Sep-16	No Study Results Posted
10	10	Efficacy	No PK data	November 17	Dec-10	null	September 1	Sep-12	No Study Results Posted
11	11	Efficacy	No PK data	November 25	Mar-14	Jul-16	December 16	Nov-15	No Study Results Posted
12	12	PK	Primary PK data	January 26, 2012	Apr-12	Apr-18	December 10	Dec-15	No Study Results Posted
13	13	PK	PK study design	May 18, 2015	May-12	null	November 17	Nov-15	No Study Results Posted
14	14	Efficacy	No PK data	December 18	Dec-07	Sep-10	June 3, 2008	Aug-07	No Study Results Posted
15	15	Efficacy	No PK data	October 17, 2007	Nov-07	Dec-09	October 18, 2007	Oct-07	No Study Results Posted
16	16	PK	PK study design	August 17, 2011	Nov-11	Feb-17	February 4, 2016	Feb-16	No Study Results Posted
17	17	PK	PK study design	June 12, 2015	Nov-15	Dec-17	August 1, 2016	Aug-16	No Study Results Posted
18	18	Efficacy	No PK data	August 18, 2011	Aug-11	Dec-20	August 30, 2016	Aug-16	No Study Results Posted
19	19	PK	PK study design	September 2	Sep-14	Nov-16	October 31, 2016	Oct-16	No Study Results Posted
20	20	Efficacy	No PK data	March 23, 2009	Mar-09	Oct-12	June 21, 2011	Jun-11	No Study Results Posted
21	21	Safety	No PK data	August 23, 2016	Aug-16	Dec-16	September 1	Sep-16	No Study Results Posted
22	22	Efficacy	No PK data	January 3, 2011	Mar-11	Jun-15	May 25, 2015	May-15	No Study Results Posted
23	23	Safety	Secondary PK data	October 9, 2015	Mar-15	Jan-18	October 31, 2016	Oct-16	No Study Results Posted
24	24	Safety	Primary PK data	January 12, 2017	Jan-17	Dec-18	September 8	Sep-16	No Study Results Posted
25	25	Safety	No PK data	September 1	Jul-16	Sep-18	October 19, 2016	Oct-16	No Study Results Posted
26	26	Efficacy	No PK data	November 17	Jan-14	Jul-17	May 6, 2016	May-16	No Study Results Posted
27	27	Efficacy	No PK data	August 21, 2013	Aug-13	Aug-15	August 26, 2013	Aug-14	No Study Results Posted
28	28	PK	PK study design	May 11, 2016	Aug-16	Oct-22	May 17, 2016	May-16	No Study Results Posted
29	29	Safety	Primary PK data	February 17, 2016	Jul-16	Sep-19	October 6, 2016	Oct-16	No Study Results Posted
30	30	Efficacy	No PK data	May 5, 2016	Jun-16	Dec-20	October 7, 2016	Oct-16	No Study Results Posted
31	31	Safety	No PK data	November 18	Dec-13	Sep-17	August 1, 2016	Aug-16	No Study Results Posted

	U	V	W	X	Y	Z	AA	AB
32	Efficacy	No PK data	September 2	Nov-14	Dec-18	December 20	Dec-15	No Study Results Posted
33	PK	PK study design	February 18,	Apr-16	May-17	October 19, 2	Oct-16	No Study Results Posted
34	Efficacy	No PK data	May 8, 2006	Jan-04	Dec-13	February 6, 2	Feb-12	No Study Results Posted
35	PK	PK study design	April 1, 2016	May-16	Feb-18	October 21, 2	Oct-16	No Study Results Posted
36	PK	PK study design	June 2, 2015	Jan-16	Dec-17	April 18, 201	Apr-16	No Study Results Posted
37	PK	PK study design	October 1, 20	Oct-16	Oct-17	October 24, 2	Oct-16	No Study Results Posted
38	PK	PK study design	February 24,	Feb-16	Feb-17	March 8, 201	Mar-16	No Study Results Posted
39	Efficacy	No PK data	February 23,	Feb-12	Jul-17	February 19,	Feb-16	No Study Results Posted
40	PK	PK study design	August 23, 20	Jun-06	Dec-07	August 23, 20	Aug-06	No Study Results Posted
41	Efficacy	No PK data	January 30, 2	Dec-12	Dec-13	February 6, 2	Feb-13	No Study Results Posted
42	Efficacy	No PK data	September 8	Feb-16	Sep-20	October 3, 20	Oct-16	No Study Results Posted
43	Efficacy	No PK data	December 22	Apr-07	Apr-16	April 8, 2014	Apr-14	No Study Results Posted
44	Safety	Secondary PK data	December 31	Jan-15	Jan-20	June 24, 201	Jun-16	No Study Results Posted
45	Efficacy	No PK data	August 9, 20	Dec-16	Dec-19	September 3	Jul-16	No Study Results Posted
46	Efficacy	No PK data	July 24, 2016	Dec-16	Dec-20	July 26, 2016	Jul-16	No Study Results Posted
47	Safety	Secondary PK data	May 25, 2015	Jul-15	Oct-17	October 21, 2	Oct-16	No Study Results Posted
48	Efficacy	No PK data	November 4,	Nov-14	Jul-17	June 3, 2016	Jun-16	No Study Results Posted
49	Efficacy	No PK data	February 17,	Jan-12	Sep-12	March 13, 20	Mar-12	No Study Results Posted
50	PK	PK study design	August 5, 20	Aug-14	Jun-17	October 20, 2	Oct-16	No Study Results Posted
51	PK	PK study design	August 5, 20	Sep-14	Sep-17	March 17, 20	Mar-16	No Study Results Posted
52	Safety	Secondary PK data	June 16, 201	Sep-15	Oct-17	October 21, 2	Oct-16	No Study Results Posted
53	Efficacy	No PK data	June 8, 2016	Jun-16	Jul-18	June 23, 201	Jun-16	No Study Results Posted
54	Efficacy	No PK data	August 1, 20	Aug-14	Apr-17	September 2	Sep-16	No Study Results Posted
55	Efficacy	No PK data	June 13, 201	Jun-16	Nov-16	June 13, 201	Jun-16	No Study Results Posted
56	Efficacy	No PK data	May 1, 2016	Jun-16	Sep-18	June 10, 201	Jun-16	No Study Results Posted
57	Efficacy	No PK data	February 3, 2	Mar-16	null	June 10, 201	Jun-16	No Study Results Posted
58	Safety	No PK data	November 10	Mar-16	Jan-18	September 1	Sep-16	No Study Results Posted
59	Efficacy	No PK data	October 5, 20	Nov-15	Feb-17	October 5, 20	Oct-16	No Study Results Posted
60	Efficacy	No PK data	May 11, 2015	Jan-15	Dec-16	May 9, 2016	May-16	No Study Results Posted
61	Efficacy	No PK data	January 4, 20	Jan-15	Jan-17	March 16, 20	Mar-16	No Study Results Posted
62	Efficacy	No PK data	August 11, 20	Oct-14	Feb-17	June 17, 201	Jun-16	No Study Results Posted

1
2
3
4
5
6
7
8
9
10
11
12
13
14
15
16
17
18
19
20
21
22
23
24
25
26
27
28
29
30
31
32
33
34
35
36
37
38
39
40
41
42
43
44
45
46
47

	U	V	W	X	Y	Z	AA	AB
63	Efficacy	No PK data	December 14,	May-10	Oct-10	March 18, 20	Dec-09	No Study Results Posted
64	PK	PK study design	November 4,	Apr-15	Apr-16	November 4,	Nov-15	No Study Results Posted
65	Safety	No PK data	August 17, 20	Oct-16	Jul-17	October 3, 20	Oct-16	No Study Results Posted
66	Efficacy	Secondary PK data	April 7, 2016	Jul-16	Mar-18	May 31, 2016	May-16	No Study Results Posted
67	Efficacy	No PK data	March 4, 201	Sep-15	Oct-16	October 4, 20	Oct-16	No Study Results Posted
68	Safety	Secondary PK data	February 23,	Aug-15	Oct-17	October 14, 2	Oct-16	No Study Results Posted
69	PK	PK study design	May 7, 2014	May-14	Dec-16	November 4,	Nov-15	No Study Results Posted
70	PK	PK study design	December 11	Dec-14	Aug-16	June 24, 201	Jun-16	No Study Results Posted
71	PK	PK study design	August 31, 20	Aug-11	Jul-12	September 1	Aug-11	No Study Results Posted
72	Efficacy	No PK data	November 25	Aug-10	Jul-12	January 14, 2	Nov-10	No Study Results Posted
73	Efficacy	No PK data	September 3	Jun-09	Apr-10	September 3	Sep-09	No Study Results Posted
74	Efficacy	No PK data	November 5,	Nov-14	Sep-18	June 29, 201	Jun-16	No Study Results Posted
75	PK	Primary PK data	February 24,	Jan-11	null	March 21, 20	Mar-12	No Study Results Posted
76	Efficacy	No PK data	July 29, 2010	Aug-10	null	February 5, 2	Feb-16	No Study Results Posted
77	Efficacy	Secondary PK data	January 22, 2	Jul-13	Dec-21	May 28, 2015	May-15	No Study Results Posted

	AC	AD	AE	AF	AG
1	1	Primary Com	URL		
2	2	Jul-18	https://ClinicalTrials.gov/show/NCT02539407		
3	3	Dec-18	https://ClinicalTrials.gov/show/NCT02935374		
4	4	Sep-18	https://ClinicalTrials.gov/show/NCT02899143		
5	5	Apr-18	https://ClinicalTrials.gov/show/NCT01595529		
6	6	Feb-18	https://ClinicalTrials.gov/show/NCT02380352		
7	7	Jan-19	https://ClinicalTrials.gov/show/NCT02891915		
8	8	Sep-16	https://ClinicalTrials.gov/show/NCT02746276		
9	9	Aug-17	https://ClinicalTrials.gov/show/NCT02917551		
10	10	Jun-13	https://ClinicalTrials.gov/show/NCT01243437		
11	11	Mar-16	https://ClinicalTrials.gov/show/NCT02635191		
12	12	Dec-16	https://ClinicalTrials.gov/show/NCT01522105		
13	13	Dec-17	https://ClinicalTrials.gov/show/NCT02456974		
14	14	Sep-10	https://ClinicalTrials.gov/show/NCT00579956		
15	15	null	https://ClinicalTrials.gov/show/NCT00545961		
16	16	Feb-17	https://ClinicalTrials.gov/show/NCT01431326		
17	17	Nov-17	https://ClinicalTrials.gov/show/NCT02475876		
18	18	Dec-20	https://ClinicalTrials.gov/show/NCT01420341		
19	19	Nov-16	https://ClinicalTrials.gov/show/NCT02266706		
20	20	Sep-12	https://ClinicalTrials.gov/show/NCT00867789		
21	21	Dec-16	https://ClinicalTrials.gov/show/NCT02879981		
22	22	Jun-15	https://ClinicalTrials.gov/show/NCT01269541		
23	23	Jan-18	https://ClinicalTrials.gov/show/NCT02276482		
24	24	Dec-18	https://ClinicalTrials.gov/show/NCT02663596		
25	25	Sep-17	https://ClinicalTrials.gov/show/NCT02555059		
26	26	Apr-17	https://ClinicalTrials.gov/show/NCT02297815		
27	27	Dec-14	https://ClinicalTrials.gov/show/NCT02224040		
28	28	Aug-22	https://ClinicalTrials.gov/show/NCT02775968		
29	29	Aug-19	https://ClinicalTrials.gov/show/NCT02687906		
30	30	Dec-19	https://ClinicalTrials.gov/show/NCT02783859		
31	31	Apr-17	https://ClinicalTrials.gov/show/NCT01994993		

	AC	AD	AE	AF	AG
1					
2					
3	32	Dec-17	https://ClinicalTrials.gov/show/NCT02258763		
4	33	May-17	https://ClinicalTrials.gov/show/NCT02688790		
5					
6	34	Dec-12	https://ClinicalTrials.gov/show/NCT00323219		
7	35	Feb-18	https://ClinicalTrials.gov/show/NCT02750761		
8					
9	36	Dec-17	https://ClinicalTrials.gov/show/NCT02466438		
10	37	Sep-17	https://ClinicalTrials.gov/show/NCT02260102		
11	38	Jun-16	https://ClinicalTrials.gov/show/NCT02694458		
12	39	Feb-17	https://ClinicalTrials.gov/show/NCT01540838		
13	40	null	https://ClinicalTrials.gov/show/NCT00368498		
14					
15	41	Dec-13	https://ClinicalTrials.gov/show/NCT01785641		
16	42	Sep-20	https://ClinicalTrials.gov/show/NCT02554383		
17	43	Mar-16	https://ClinicalTrials.gov/show/NCT01265173		
18	44	Jan-17	https://ClinicalTrials.gov/show/NCT02335905		
19					
20	45	Dec-19	https://ClinicalTrials.gov/show/NCT02922686		
21	46	Dec-20	https://ClinicalTrials.gov/show/NCT02848820		
22	47	Oct-17	https://ClinicalTrials.gov/show/NCT02475733		
23					
24	48	May-17	https://ClinicalTrials.gov/show/NCT02372461		
25	49	Aug-12	https://ClinicalTrials.gov/show/NCT01553006		
26	50	Mar-17	https://ClinicalTrials.gov/show/NCT02527681		
27					
28	51	Sep-17	https://ClinicalTrials.gov/show/NCT02210169		
29	52	Oct-17	https://ClinicalTrials.gov/show/NCT02497781		
30	53	Apr-18	https://ClinicalTrials.gov/show/NCT02814916		
31	54	Apr-17	https://ClinicalTrials.gov/show/NCT02210325		
32					
33	55	Nov-16	https://ClinicalTrials.gov/show/NCT02801370		
34	56	Aug-18	https://ClinicalTrials.gov/show/NCT02760420		
35	57	Aug-18	https://ClinicalTrials.gov/show/NCT02678195		
36	58	Dec-17	https://ClinicalTrials.gov/show/NCT02605122		
37					
38	59	Feb-17	https://ClinicalTrials.gov/show/NCT02570490		
39	60	Dec-16	https://ClinicalTrials.gov/show/NCT02443285		
40	61	Jan-17	https://ClinicalTrials.gov/show/NCT02334124		
41	62	Feb-17	https://ClinicalTrials.gov/show/NCT02218372		
42					

1
2
3
4
5
6
7
8
9
10
11
12
13
14
15
16
17
18
19
20
21
22
23
24
25
26
27
28
29
30
31
32
33
34
35
36
37
38
39
40
41
42
43
44
45
46
47

	AC	AD	AE	AF	AG
63	Jul-10	https://ClinicalTrials.gov/show/NCT01032499			
64	Feb-16	https://ClinicalTrials.gov/show/NCT02598362			
65	Mar-17	https://ClinicalTrials.gov/show/NCT02878031			
66	Dec-17	https://ClinicalTrials.gov/show/NCT02790996			
67	Oct-16	https://ClinicalTrials.gov/show/NCT02712307			
68	Oct-17	https://ClinicalTrials.gov/show/NCT02424734			
69	Dec-16	https://ClinicalTrials.gov/show/NCT02134301			
70	Aug-16	https://ClinicalTrials.gov/show/NCT02013141			
71	Jul-12	https://ClinicalTrials.gov/show/NCT01427842			
72	Jun-11	https://ClinicalTrials.gov/show/NCT01278017			
73	Feb-10	https://ClinicalTrials.gov/show/NCT00988026			
74	Jun-18	https://ClinicalTrials.gov/show/NCT02288234			
75	null	https://ClinicalTrials.gov/show/NCT01304459			
76	Dec-16	https://ClinicalTrials.gov/show/NCT01173575			
77	Dec-19	https://clinicaltrials.gov/ct2/show/NCT01778634			

BMJ Open

A global shortage of neonatal and pediatric antibiotic trials: rapid review.

Journal:	<i>BMJ Open</i>
Manuscript ID	bmjopen-2017-016293.R3
Article Type:	Research
Date Submitted by the Author:	17-Aug-2017
Complete List of Authors:	Thompson, Georgina; St George's University of London, Infection and Immunity; University of Exeter Medical School Barker, Charlotte; St George's University of London, Infection and Immunity; University College London Institute of Child Health Folgori, Laura; St George's University of London, Paediatric Infectious Diseases Research Group Bielicki, Julia; St George's University London, Division of Clinical Sciences; University of Basel Children's Hospital Bradley, John; University of California San Diego School of Medicine, Department of Pediatrics Lutsar, Irja; University of Tartu, Department of Medical Microbiology sharland, mike; St George's University of London, Infection and Immunity; St Georges Hospital, Paediatric Infectious Diseases Unit
Primary Subject Heading:	Paediatrics
Secondary Subject Heading:	Infectious diseases
Keywords:	Paediatric infectious disease & immunisation < PAEDIATRICS, INFECTIOUS DISEASES, PAEDIATRICS

SCHOLARONE™
Manuscripts

A global shortage of neonatal and pediatric antibiotic trials: rapid review.

G. Thompson^{1,2}, C. I. Barker^{1,3,4}, L. Folgori¹, J. A. Bielicki^{1,5}, J. S. Bradley^{6,7}, I. Lutsar⁸, M. Sharland^{1,4}

¹Paediatric Infectious Diseases Research Group, Institute for Infection and Immunity, St George's University of London, London, UK

²University of Exeter, Exeter, UK

³Inflammation, Infection and Rheumatology Section, UCL Great Ormond Street Institute of Child Health, 30 Guilford Street, London, UK

⁴St George's University Hospitals NHS Foundation Trust, Blackshaw Road, London, UK

⁵Paediatric Pharmacology and Pharmacometrics, University of Basel Children's Hospital, Basel, Switzerland

⁶Department of Pediatrics, School of Medicine, University of California San Diego, CA, United States

⁷Rady Children's Hospital San Diego, San Diego, CA, United States

⁸Department of Medical Microbiology, University of Tartu, Tartu, Estonia

Corresponding author

Georgina Thompson

Paediatric Infectious Diseases Research Group

St George's, University of London

Jenner Wing, Level 2, Room 2.216F, Mail Point J2C

London SW17 0RE

Telephone: 07880325494

Email: gt274@exeter.ac.uk

| **Word count:** 2434

ABSTRACT

Objectives: There have been few clinical trials (CTs) on antibiotics which inform neonatal and pediatric drug labelling. The rate of unlicensed and off-label prescribing in pediatrics remains high. It is unclear whether the current neonatal and pediatric antibiotic research pipeline is adequate to inform optimal drug dosing. Using the ClinicalTrials.gov registry, this review aims to establish the current global status of antibiotic CTs in children up to 18 years of age.

Methods: Studies were identified using key word searches of the ClinicalTrials.gov registry, and were manually filtered using pre-specified inclusion/exclusion criteria.

Results: 76 registered open CTs of antibiotics in children were identified globally; 23 (30%) were recruiting newborns (only 8 (11%) included preterm neonates), 52 (68%) infants and toddlers, 58 (76%) children, and 54 (71%) adolescents. The majority of registered trials were late phase (10 (15%) Phase 3 and 23 (35%) Phase 4/pharmacovigilance). Two-thirds were sponsored by non-profit organisations, compared to pharmaceutical companies (50 (66%) vs. 26 (34%) respectively). A greater proportion of non-profit funded trials were efficacy-based strategic trials (n= 34, 68%), in comparison to industry-led trials, which were most often focused on safety or pharmacokinetic data (n=17, 65%). Only 2 of the 37 antibiotics listed on the May 2016 Pew Charitable Trusts antibiotic development pipeline, currently being studied in adults, appear to be currently recruiting in open pediatric CTs.

Conclusions: This review highlights that very few pediatric antibiotic CTs are being conducted globally, especially in neonates. There is a striking disparity noted between antibiotic drug development programmes in adults and children.

Strengths and limitations of this study

- A narrative literature review of registered clinical trials in children.
- Explicit reproducible methodology.
- Search strategy limited to ClinicalTrials.gov and EudraCT. Entirety of clinical research in this field might not have been captured.
- Search strategy was limited to open clinical trials. Active but not yet recruiting trials were not captured.

INTRODUCTION

Widespread unlicensed and off-label prescribing in pediatrics persists – as high as 11.4% and 46.5%, respectively – yet the paucity of clinical research involving children that is conducted to inform optimal drug dosing, licensing and labelling remains a problem.[1] For certain medicines, drug efficacy can be extrapolated from adult data provided that the pathology and drug exposure are the same, or sufficiently similar in children as in adults.[2,3]. Although differences in drug

1
2
3 pharmacokinetics (PK) in neonates and children can lead to adverse reactions that are not seen in
4 adult populations, these are very rare.[4] Suboptimal antibiotic dosing, including under- and over-
5 dosing, can lead to toxicity, treatment failure, and may drive antimicrobial resistance by encouraging
6 selection pressures on drug-resistant strains of bacteria.[5]
7
8
9

10 Since antibiotics are the most commonly prescribed medicines in children, it is important to
11 maximize our understanding of their PK profiles to help determine optimal drug dosing and
12 ultimately to improve outcomes.[6] In the last decade several initiatives have been established to
13 encourage pediatric medicines research, bridging the gap between adult and pediatric drug
14 development plans. Such initiatives include the Pediatric Regulation (Pediatric Investigation Plans
15 (PIPs), introduced by the European Medicines Agency (EMA),[7] and Pediatric Study Plans (PSPs),
16 by the U.S. Food and Drug Administration (FDA)).[8] Despite this, there have been few advances in
17 antibiotic development for this population.[9]
18
19
20
21
22
23

24 The global status of clinical research on antibiotics in pediatrics is unknown. Using registered
25 records of clinical trials (CTs) on *ClinicalTrials.gov*, this review aims (i) to summarise the current
26 global status of registered antibiotic research in children and neonates, and (ii) to stimulate
27 discussion and collaboration among the relevant stakeholders on the neglect of antibiotic research
28 in children.
29
30
31
32
33
34

35 **METHODS**

36 **Data sources**

37 The *ClinicalTrials.gov* registry (last accessed 8th November 2016) is an international platform for the
38 registration of CTs. It is a web-based registry, developed in 2000 by the National Institutes of Health
39 (NIH) and the FDA, to which trials from 50 states and 163 countries around the world are registered.
40 Information provided for each trial is updated periodically by the trial's sponsoring organisation. The
41 database has a specific child filter, which uses a key word paradigm to select all registered trials
42 recruiting patients/participants up to 18 years of age.
43
44
45
46
47
48

49 **Study selection**

50 Our records were identified using suitable key word searches, in which the final search terms were
51 (antimicrobial* OR antibiotic* OR anti-infective agent*) AND Child AND Open Studies. All identified
52 trials were filtered manually using inclusion and exclusion criteria. Interventional and observational
53 trials on antimicrobials recruiting children up to 18 years of age were considered eligible for
54 inclusion. No specific temporal filter was applied since only open or ongoing clinical trials were of
55 interest. The following records, which were not investigating one or more antibiotics, were excluded:
56
57
58
59
60

1
2
3 trials of antiseptics, antifungals, antiprotozoals, antivirals, and pro- or pre- biotics. The following
4 records, which were investigating an antibiotic were excluded: trials involving tuberculosis, malaria,
5 cystic fibrosis, HIV, febrile neutropenic patients, topical or inhalational treatments, prophylactic
6 antibiotics, or records investigating alternative use for antibiotics (for example as an anti-
7 inflammatory agent).
8
9

10
11
12 The searches were conducted by GT. All eligible records were identified via manual filtering by GT
13 CIB, LF and MS, and any disagreements regarding inclusion and exclusion of records were
14 resolved through discussion.
15
16

17 18 **Data extraction**

19 The following information was collected from the included records: unique NCT number, recruitment
20 status, study design, trial phase, study sponsor, age group and sex eligibility, clinical indication,
21 geographic region of recruitment, antibiotic being investigated, and endpoint classification.
22 Outcomes were categorised as safety, efficacy or PK. Economic setting (based on geographic
23 region of recruitment) was classified using The World Bank classification to differentiate between
24 Low Income Countries (LICs), Lower Middle Income Countries (LMICs), Upper Middle Income
25 Countries (UMICs), and High Income Countries (HICs).[10]
26
27
28
29
30
31

32 The specific class of antibiotic studied in each trial was identified and classified using the World
33 Health Organisation (WHO) ATC/DDD index.[11] To investigate whether novel antibiotics are being
34 studied in pediatric populations, the antibiotics currently studied in children were compared with the
35 *Pew Charitable Trusts Antibiotics Currently in Clinical Development* pipeline, which identifies novel
36 antibiotics currently under development for the U.S. market.[12]
37
38
39
40
41

42 43 **RESULTS**

44 Our search identified 1056 records. 603 records were excluded on title because they were studies
45 not involving an antimicrobial. 453 records were investigating one or more antimicrobials and
46 recruiting children below 18 years of age. Among the 195 trials investigating antibiotics, 76 fulfilled
47 our inclusion and exclusion criteria and were included in the final analysis. Reasons for exclusion
48 are summarised in Figure 1. Details of included studies can be found in Supplementary file 1.
49
50
51

52 All 76 CTs identified were open as of 8th November 2016, and 63 (83%) of these were recognised
53 as recruiting participants on this date (Table 1). All trials stated recruitment of both male and female
54 participants.
55
56
57
58
59
60

Table 1. Characteristics of clinical trials.

Characteristic	Category	Number of studies, n (%)
Age group	Preterm neonates	1 (1) ^a
	Neonates (total)	23 (30)
	Infants and toddlers	52 (68)
	Children	58 (76)
	Adolescents	54 (71)
Recruitment status	Recruiting	63 (83)
	Not yet recruiting	13 (17)
Study design	Interventional	66 (87)
	Observational	10 (13)
Trial phase^b	Phase 1	10 (15)
	Phase 1-2	1 (2)
	Phase 2	9 (14)
	Phase 2-3	3 (5)
	Phase 3	10 (15)
	Phase 4	23 (39)
	Not specified	10 (15)
Sponsor	Industry	26 (34)
	Non-profit	50 (66)
Geographic region	Africa	8 (11)
	Asia	16 (21)
	Europe	22 (29)
	Latin America	6 (8)
	North America	34 (45)
	Oceania	5 (7)
Antibiotic class	J01A Tetracycline	4 (5)
	J01C Beta-lactam, Penicillin	25 (33)
	J01D Other Beta-lactam	22 (29)
	J01E Sulfonamides and trimethoprim	7 (9)
	J01F Macrolide, Lincosamide, Streptogramin	14 (18)
	J01G Aminoglycoside	2 (3)
	J01M Quinolone	8 (11)
	J01X Other antibiotic classes ^c	21 (28)
	J01 Not specified	2 (3)

Totals for Age group, Geographic region, and Antibiotic class do not add up to total number of clinical trials (76) as some trials contributed to more than one sub group.

^a 7 further trials mentioned inclusion of preterm babies in the inclusion criteria.

^b Trial phase % based on percentage of interventional trials.

^c J01X includes glycopeptides, polymyxins, imidazole and nitrofurantoin derivatives.

Age group

Twenty three of the 76 trials (30%) were recruiting newborns (0 to 28 days). One of these 23 trials focused solely on recruiting preterm newborns (a further 7 CTs mentioned inclusion of preterm newborns in inclusion criteria). Of the remaining records, 52 (68%) were recruiting infants and toddlers (28 days to 23 months), 58 (76%) children (2 to 11 years), and 54 (71%) adolescents (11 up to 18 years). 29 (38%) trials did not focus solely on the recruitment of children or neonates, with age ranges also spanning across adult populations.

Study type

Interventional trials were most frequently identified (n=66, 87%) with only 10 (13%) observational trials noted. Of the interventional trials, the majority were in the later stages of development; 10 (13%) in Phase 1, 1 (2%) between Phase 1 and 2, 9 (14%) in Phase 2, 3 (5%) between Phase 2 and 3, 10 (15%) in Phase 3 and 23 (35%) in Phase 4. In 10 (15%) cases, a trial phase was not specified.

Sponsor and Endpoint Classification

Fifty trials (66%) were sponsored by non-profit organisations (being university, hospital or government funded), and 26 sponsored by industry (34%). The endpoint classification of the majority of trials (n=43, 57%) was reported as efficacy (Table 2). A greater proportion (n=34, 68%) of non-profit studies measured the efficacy of the drugs as the primary endpoint, with less emphasis on collection of PK or safety data (n=16, 32%). In comparison pharmaceutical-led trials focussed on early PK and safety studies over the drug's efficacy (n=17, 65% vs. n=9, 35% respectively).

Table 2. Clinical trial endpoint classification of identified clinical trials stratified by trial sponsor. Endpoint classification determined by planned primary outcomes.

Endpoint classification	Industry	Non-profit	Total (%)
Efficacy	9	34	43 (57)
Safety	10	2	12 (16)
PK	7	14	21 (28)

Geographic region

The most frequently recruiting geographic region was North America (n=34, 45%). 22 (29%) trials recruiting in Europe and 16 (21%) in Asia were identified, 6 (8%) in Latin America, 8 (11%) in Africa, and 5 (7%) in Oceania. Most trials were recruiting in HICs (n=54, 71%), with fewer trials recruiting in LICs (n=4, 5%), LMICs (n=4, 5%), UMICs (n=11, 14%) or a combination of UMICs and HICs (n=3, 4%).

Indication

The most common treatment indications investigated were lower respiratory tract infection (n=12, 16%) and sepsis (n=11, 14%), followed by upper respiratory tract infection (n=8, 11%), intra-abdominal infection (IAI) (n=8, 11%), urinary tract infection (UTI) (n=7, 9%), complicated skin and soft tissue infection (cSSTI) (n=6, 8%), CNS infection (n=3, 4%), and bone and joint infection (n=1, 1%) (Table 3).

Table 3. Clinical indication of identified clinical trials stratified by age group being recruited.

Indication	Total (%)	Age group				
		Preterm neonates	Neonates ^a	Infants and toddlers	Children	Adolescents
Unspecified Bacterial Infection	18 (24)	-	11	15	15	14
Lower Respiratory Tract Infection	12 (16)	1	3	12	13	5
Sepsis	11 (14)	-	6	9	9	11
Upper Respiratory Tract	8 (11)	-	1	5	9	7
Intra-abdominal Infection	8 (11)	-	3	5	5	7
Urinary Tract Infection	7 (9)	-	2	6	7	6
Skin and Soft Tissue Infection	6 (8)	-	3	4	4	8
CNS infection	3 (4)	-	1	4	4	4
Bone and Joint Infection	1 (1)	-	-	1	1	1
		1	30	61	67	63

Age group totals do not add up to total number of clinical trials (76) as some trials contributed to more than one age group.

^a refers to total number of preterm and term neonates.

Antibiotic class

The majority of antibiotics being investigated were beta-lactams (n=47, 62%), followed by other antibiotic classes (J01X, including vancomycin, telavancin and dalbavancin) (n=21, 28%). Macrolides or lincosamides (J01F) were the next most commonly studied antibiotic classes (n=14, 18%). Very few trials were investigating of tetracyclines (J01A) (n=4, 5%), Sulphonamides and trimethoprim (J01E) (n=7, 9%), aminoglycosides (J01G) (n=2, 3%), or quinolones (J01M) (n=8, 11%). 2 CTs (3%) did not specify the class of antibiotic being investigated. 16 (21%) trials were investigating more than one antibiotic; these trials counted towards more than one J01 category. The breakdown of J01 categories, as per WHO ATC/DDD classification,[11] is described in Table 1.

Antibiotic pipeline

Of the 37 antibiotics listed in the May 2016 edition of the Pew Charitable Trusts Antibiotic Pipeline (last accessed 10th June 2016),[12] as noted by the EMA Opinions and Decisions on Pediatric Investigation Plans, 5 had an agreed PIP: Imipenem/Cilastatin+Relebactam, Cadazolid, Carbavance (Meropenem+Vaborbactam), Eravacycline, and Solithromycin.[8] As of 8th November 2016, our search found that only 2 of these 37 antibiotics listed (Carbavance and Solithromycin) were being investigated in 1 and 2 on-going CTs in pediatric patients, respectively (Table 4). A PIP was agreed for Carbavance in 2015 for treatment of Gram-negative infections, and for Solithromycin in 2016 for the treatment of gonococcal infection, and later for treatment of anthrax, tularaemia, and bacterial pneumonia. PIPs were agreed in 2015 for treatment of UTI and complicated IAI with Eravacycline, and in 2016 for treatment of Clostridium difficile infection with Cadazolid and of Gram-negative bacterial infection with Imipenem/Cilastatin+Relebactam.[13] Despite this, we could not identify any registered trials of these antibiotics in our search.

Table 4. Comparison of antibiotic development pipeline in adults and children. Adapted from Pew Charitable Trusts “Antibiotics currently in clinical development” pipeline (last accessed October 2016).[12]

Antibiotic	Phase	Manufacturer	Indication	Drug development in Adults	Pediatric Investigation Plan for drug development in Children	Number of open clinical trials in children
WCK 4873	Phase 1	Wockhardt Ltd.	Bacterial infection	✓	-	-
MGB – BP – 3	Phase 1	MGB Pharma Ltd.	<i>Clostridium difficile</i> infection	✓	-	-
OP0595	Phase 1	Meiji Seika Pharma Co. Fedora Pharmaceuticals	Bacterial infection	✓	-	-
BAL30072	Phase 1	Basilea Pharmaceuticals	Multidrug resistant gram negatives	✓	-	-
CRS3123	Phase 1	Crestone Inc.	<i>Clostridium difficile</i> infection	✓	-	-
LCB01 – 0371	Phase 1	Legochem Biosciences Inc.	Bacterial infection	✓	-	-
TD – 1607	Phase 1	Theravance Biopharma Inc.	Acute skin infection, HAP, VAP, bacteraemia	✓	-	-
WCK 2349	Phase 1	Wockhardt Ltd.	Bacterial infection	✓	-	-
WCK 771	Phase 1	Wockhardt Ltd.	Bacterial infection	✓	-	-

Zidebactam+Cefepime	Phase 1	Wockhardt Ltd.	cUTI, HAP, VAP	✓	-	-
TP – 271	Phase 1	Tetraphase Pharmaceuticals Inc.	CAP	✓	-	-
Aztreonam – Avibactam	Phase 2	Astrazeneca PLC Allergan PLC	cIAI	✓	-	-
MRX – 1	Phase 2	MicRx Pharmaceuticals Inc.	Acute skin infection (systemic)	✓	-	-
Debio 1450	Phase 2	Debiopharm International SA	Acute skin infection, Staphylococcus spp. associated osteomyelitis	✓	-	-
ETX0914	Phase 2	Entasis Therapeutics Inc.	Uncomplicated gonorrhoea	✓	-	-
POL7080	Phase 2	Polyphor Ltd.	Pseudomonas spp. associated VAP, lower respiratory tract infection, bronchiectasis	✓	-	-
Brilacidin	Phase 2	Cellceutix Corporation	Acute skin infection (systemic)	✓	-	-
Ceftaroline+Avibactam	Phase 2	AstraZeneca PLC Allergan PLC	Bacterial infection	✓	-	-
CG400549	Phase 2	Crystal Genomics Inc.	Acute skin infection, osteomyelitis	✓	-	-
Finafloxacin	Phase 2	MerLion Pharmaceuticals Pte Ltd.	cUTI, cIAI, acute skin infection, pyelonephritis	✓	-	-

Geptidacin	Phase 2	GlaxoSmithKline PLC	cUTI, CAP, uncomplicated urogenital gonorrhoea	✓	-	-
Nemonoxacin	Phase 2	TaiGen Biotechnology Co. Ltd.	CAP, acute skin infection, diabetic foot	✓	-	-
Ramoplanin	Phase 2	Nanotherapeutics Inc.	Prevent recurrent <i>Clostridium difficile</i> infection	✓	-	-
Ridinilazole	Phase 2	Summet Therapeutics Inc.	<i>Clostridium difficile</i>	✓	-	-
Zabofloxacin	Phase 3	Dong Wha Pharmaceuticals Co. Ltd.	CAP	✓	-	-
S – 649266	Phase 3	Shionogi Inc.	HAP, VAP, cUTI, bloodstream infection	✓	-	-
Omadacycline	Phase 3	Paratek Pharmaceuticals Inc.	CAP, cUTI, acute skin infection	✓	-	-
Lefamulin	Phase 3	Nabriva Therapeutics AC	CAP, HAP, VAP, acute skin infection, osteomyelitis, prosthetic joint infections	✓	-	-
Imipenem / Cilastatin+Relebactam	Phase 3	Merck & Co. Inc.	cUTI, cIAI, HAP, VAP, acute pyelonephritis	✓	✓	-
Iclaprim	Phase 3	Motif Bio PLC	HAP, acute skin infection	✓	-	-
Cadazolid	Phase 3	Actelion Pharmaceuticals Ltd.	<i>Clostridium difficile</i>	✓	✓	-
Taksta (fusidic acid)	Phase 3	Cempra Inc.	Acute skin infection, prosthetic joint infection	✓	-	-

Carbavance (Meropenem+Vaborbactam)	Phase 3	Rempex Pharmaceuticals Inc.	cUTI, cIAI, HAP, VAP, febrile neutropenia, bacteraemia, acute pyelonephritis ^a	✓	✓	1
Delafloxacin (Baxdela)	Phase 3	Melinta Therapeutics Inc.	Acute skin infections, CAP, cUTI	✓	Waiver granted	-
Eravacycline	Phase 3	Tetraphase Pharma Inc.	cIAI and cUTI	✓	✓	-
Plazomicin	Phase 3	Achaogen Inc.	cUTI, HAP, VAP, cIAI, catheter-associated bloodstream infection ^a	✓	-	-
Solithromycin	Phase 3	Cempra Inc.	CAP, uncomplicated urogenital gonorrhoea, urethritis	✓	✓	2

HAP, hospital-acquired pneumonia; VAP, ventilator-acquired pneumonia; cUTI, complicated Urinary Tract Infection; CAP, Community-acquired pneumonia; cIAI, complicated Intra-abdominal Infection.

^a target carbapenem resistant enterobacteriaceae

DISCUSSION

Our search identified 76 clinical trials investigating one or more antibiotics recruiting children between 0 and 18 years of age. This is low in comparison to the number of on-going trials in adults, despite children representing around a quarter of the global population.[14, 15] A review of completed CTs in the U.S. between 2000 and 2010 identified a total of 4078 adult trials compared to just 294 that had recruited children.[16] In our study, the lack of trials recruiting neonates is striking. Just 23 of the 76 trials identified were recruiting neonates, and remarkably just 8 CTs globally were recruiting preterm neonates. There are broadly two types of pediatric trials conducted globally. Either pharmaceutical-led Phase 1/2 PK and safety trials (n=17) being conducted in the HIC setting, or investigator led, often pragmatic, late phase efficacy trials in the LMIC setting (n=34), with a greater proportion of on-going trials being sponsored by non-profit organisations over industry (66% compared to 34%).. As of April 2016, there were 17 antibiotic PIPs agreed by the EMA,[8] covering a range of indications, most commonly cSSTI, complicated IAI (cIAI), and complicated UTI (cUTI).[13] In contrast, treatments for respiratory and systemic infections, the most common clinical indications for antibiotics in pediatrics, are not currently being evaluated.[14] Thirty-seven antibiotics are currently being developed in adults, yet to our knowledge just 2 of these are being studied in children. Some classes of antibiotics that may be of higher risk for children (tetracyclines and fluoroquinolones) may not be pursued as aggressively for pediatric approvals due to well-recognized issues of toxicity, particularly when safer alternatives are widely available. Given that Gram-negative sepsis is a growing problem in neonates, with a significant increase in the proportion of multi-resistant Gram-negative pathogens,[15] the substantial lag time between the submission date (for PIP or waiver) and declared completion date of PK studies in adults is a real concern; although, there is value in generating substantial safety data in adults prior to exposing children and newborns to potentially toxic new agents.

In 2013, a similar review of European pediatric clinical trials identified 31 trials of antibiotics approved for adults by the EMA in 2000 that were recruiting children in Europe (compared to the 22 trials we found recruiting in Europe). They included both published and ongoing trials, which likely accounts for the higher number of trials reported. They similarly found a very small proportion of neonatal trials (2 of 31), as well as a greater proportion of efficacy-based trials.[9] A review of interventional trials registered with *ClinicalTrials.gov* between 2007 and 2010 found that only 17% had recruited children below 18 years of age.[17] A similar review of antimicrobial CTs conducted in the U.S. between 2000 and 2012 reported that just 5% had recruited only children compared to 74% that recruited only adults, and that, as we have found, the trials were sponsored primarily by non-profit organisations (60% versus 30% by industry).[14] In our search of global trials, 39% of registered CTs reported collection of PK data in comparison to a 2009 paediatric PK research review that reported 24% of registered CTs would be collecting PK data.[18]

1
2
3
4 The search strategy used has some limitations. Since the search was limited to clinical trials
5 registered with *ClinicalTrials.gov*, it is possible other open or on-going trials registered with
6 alternative platforms (for example, the WHO International Clinical Trials Registry Platform [ICTRP])
7 will have been missed. Together with *ClinicalTrials.gov* these could help to establish the entirety of
8 current clinical research in this field. We did however search EudraCT, and found no further studies
9 beyond those captured on *ClinicalTrials.gov*. Our search was also limited to open CTs, thereby
10 missing active but not yet recruiting trials, and those that had already closed to recruitment. The
11 information recorded for each trial registered with *ClinicalTrials.gov* is updated by the trial
12 investigators, and therefore relies on them to periodically update the registry. Occasionally,
13 information such as recruitment status might not be updated in real time.
14
15
16
17
18
19

20
21 Concerns around the growing threat of antimicrobial resistance have prompted several new
22 initiatives. In 2016, the EMA published a draft Concept Paper to propose the development of an
23 Addendum to the guideline on the evaluation of new anti-bacterial products for treatment of bacterial
24 infections in children.[19] At the same time, the Clinical Trials Transformation Initiative (CTTI) is
25 currently focused on the identification of key barriers in the conduct of pediatric antibacterial CTs,
26 which hamper their successful implementation into clinical practice.[20] Recent evidence states that
27 overall, antibiotic CTs make up less than 1% of all registered pediatric CTs, and that trial completion
28 is slow, with an average time to completion of around two years.[21] There are specific areas where
29 the design and conduct of pediatric antibiotic CTs can be harmonized and simplified, such as the
30 standardisation of the inclusion and exclusion criteria for specific Clinical Infection Syndromes, and
31 improved bridging of safety and efficacy data from other age groups; these advances could improve
32 trial conduct and efficiency in children.[22]
33
34
35
36
37
38
39
40
41
42

43 **CONCLUSIONS**

44 This review highlights that very few pediatric antibiotic CTs are being conducted globally,
45 particularly in neonates. There is a marked disparity between antibiotic drug development
46 programmes in adults and children. Many issues contribute to the difficulties in conducting pediatric
47 antibiotic clinical trials. The lack of regulatory guidance, vulnerability of this population, issues with
48 informed consent and assent, and lack of research-experienced hospital personnel all present
49 challenges in study design, delivery and recruitment. Delays in the initial start-up of CTs in
50 pediatrics due to pediatric-specific protocol issues and complicated ethical approval continue to
51 discourage both academic and pharmaceutical interest. The limited data presented here suggest
52 that the dismal state of pediatric antibiotic research continues. Earlier collaboration between global
53 academic research networks and pharmaceutical companies is now vital to accelerate progress.
54
55
56
57
58
59
60

ACKNOWLEDGEMENTS

Contributors MS, CIB, GT, LF and JAB designed the study. Searches were conducted by GT. Eligible records were identified via manual filtering by GT CIB, LF and MS. IL and JSB commented on study design and assisted with drafting the manuscript.

Funding This research received no specific grant from any funding agency in the public, commercial or not-for-profit sectors. CIB was funded as a Clinical Research Fellow by the Global Research in Paediatrics (GRiP) Network of Excellence, part of the European Union's Seventh Framework Programme for research, technological development and demonstration (FP7/2007–2013, grant agreement number 261060).

Conflict of interest None declared.

Data sharing statement Full dataset is available on request.

REFERENCES

1. Corny J, Lebel D, Bailey B et al. Unlicensed and Off-Label Drug Use in Children Before and After Pediatric Governmental Initiatives. *J Pediatr Pharmacol Ther.* 2015;20(4):316–28.
2. European Medicines Agency. Concept paper on extrapolation of efficacy and safety in medicine development.
http://www.ema.europa.eu/docs/en_GB/document_library/Scientific_guideline/2013/04/WC500142358.pdf. (accessed May 2016)
3. Dunne J, Rodriguez WJ, Murphy MD et al. Extrapolation of Adult Data and Other Data in Pediatric Drug-Development Programs. *Pediatrics.* 2011;
<http://pediatrics.aappublications.org/content/early/2011/10/20/peds.2010-3487.abstract> (accessed June 2016)
4. Kearns GL, Abdel-Rahman SM, Alander SW et al. Developmental pharmacology--drug disposition, action, and therapy in infants and children. *N Engl J Med.* 2003;349(12):1157–67.
5. Theuretzbacher U, Van Bambeke F, Cantón R et al. Reviving old antibiotics. *Internet J Antimicrob Chemother.* 2015;
<http://jac.oxfordjournals.org/content/early/2015/06/10/jac.dkv157.abstract> (accessed June 2016)
6. van der Meer JW, Gyssens IC. Quality of antimicrobial drug prescription in hospital. *Clin Microbiol Infect.* 2001;7:12–5.
7. European Medicines Agency. EMA Opinions and decisions on Paediatric Investigation Plans. 2016;
http://www.ema.europa.eu/ema/index.jsp?curl=pages/medicines/landing/pip_search.jsp&mid=WC0b01ac058001d129. (accessed June 2016)

- 1
2
3 8. Guidance for industry. Pediatric Study Plans: Content of and Process for Submitting Initial
4 Pediatric Study Plans and Amended Initial Pediatric Study Plans.
5
6 [http://www.fda.gov/downloads/drugs/guidancecomplianceregulatoryinformation/guidances/uc](http://www.fda.gov/downloads/drugs/guidancecomplianceregulatoryinformation/guidances/ucm360507.pdf)
7 [m360507.pdf](http://www.fda.gov/downloads/drugs/guidancecomplianceregulatoryinformation/guidances/ucm360507.pdf). (accessed June 2016)
8
- 9 9. Garazzino S, Lutsar I, Bertaina C et al. New antibiotics for paediatric use: a review of a
10 decade of regulatory trials submitted to the European Medicines Agency from 2000--why
11 aren't we doing better? *Int J Antimicrob Agents*. 2013;42(2):99–118.
12
- 13 10. The World Bank. The World Bank list of economies. 2015;
14
15 <http://siteresources.worldbank.org/DATASTATISTICS/Resources/CLASS.XLS> (accessed
16 October 2016)
17
- 18 11. The World Health Organisation. WHO ATC/DDD Index. 2016;
19
20 http://www.whocc.no/atc_ddd_index/. (accessed March 2016)
21
- 22 12. The Pew Charitable Trusts. Antibiotics Currently in Clinical Development. 2016;
23
24 [http://www.pewtrusts.org/~media/assets/2016/05/antibiotics-currently-in-clinical-](http://www.pewtrusts.org/~media/assets/2016/05/antibiotics-currently-in-clinical-development.pdf?la=en)
25 [development.pdf?la=en](http://www.pewtrusts.org/~media/assets/2016/05/antibiotics-currently-in-clinical-development.pdf?la=en). (accessed May 2016)
26
- 27 13. Lutsar I. Often neglected: paediatric drug development - a regulatory and clinical view. In
28 Amsterdam, Netherlands; 2016. (S219 - Symposium lecture.).
29
- 30 14. Stockmann C, Sherwin CMT, Ampofo K et al. Characteristics of antimicrobial studies
31 registered in the USA through ClinicalTrials.gov. *Int J Antimicrob Agents*. 2013;42(2):161–6.
32
- 33 15. Versporten A, Bielicki J, Drapier N et al. The Worldwide Antibiotic Resistance and Prescribing
34 in European Children (ARPEC) point prevalence survey: developing hospital-quality
35 indicators of antibiotic prescribing for children. *J Antimicrob Chemother*. 2016;71(4):1106–17.
36
- 37 16. Bielicki JA, Lundin R, Sharland M. Antibiotic Resistance Prevalence in Routine Bloodstream
38 Isolates from Children's Hospitals Varies Substantially from Adult Surveillance Data in
39 Europe. *Pediatr Infect Dis J*. 2015;34(7):734–41.
40
- 41 17. Califf RM, Zarin DA, Kramer JM et al. Characteristics of clinical trials registered in
42 ClinicalTrials.gov, 2007-2010. *JAMA*. 2012;307(17):1838–47.
43
- 44 18. Viergever RF, Rademaker CMA, Ghersi D. Pharmacokinetic research in children: an analysis
45 of registered records of clinical trials. *BMJ Open*. 2011;1(1):e000221.
46
- 47 19. European Medicines Agency. Concept paper on an addendum to the guideline on the
48 evaluation of medicinal products indicated for treatment of bacterial infections to address
49 paediatric-specific clinical data requirements.
50
51 [http://www.ema.europa.eu/docs/en_GB/document_library/Scientific_guideline/2016/04/WC50](http://www.ema.europa.eu/docs/en_GB/document_library/Scientific_guideline/2016/04/WC500205026.pdf)
52 [0205026.pdf](http://www.ema.europa.eu/docs/en_GB/document_library/Scientific_guideline/2016/04/WC500205026.pdf). (accessed July 2016)
53
54
- 55 20. Clinical Trials Transformation Initiative. [https://www.ctti-clinicaltrials.org/projects/pediatric-](https://www.ctti-clinicaltrials.org/projects/pediatric-trials)
56 [trials](https://www.ctti-clinicaltrials.org/projects/pediatric-trials). (accessed July 2016)
57
58
59
60

- 1
- 2
- 3 21. Clinical Trials Transformation Initiative. AACT database. [https://www.ctti-](https://www.ctti-clinicaltrials.org/aact-database)
- 4 [clinicaltrials.org/aact-database](https://www.ctti-clinicaltrials.org/aact-database). (accessed January 2017)
- 5
- 6 22. Folgari L, Bielicki J, Ruiz B, et al. Harmonisation in study design and outcomes in paediatric
- 7 antibiotic clinical trials: a systematic review. *Lancet Infect Dis*. 2016;16(9):e178-89.
- 8
- 9
- 10
- 11
- 12
- 13
- 14
- 15
- 16
- 17
- 18
- 19
- 20
- 21
- 22
- 23
- 24
- 25
- 26
- 27
- 28
- 29
- 30
- 31
- 32
- 33
- 34
- 35
- 36
- 37
- 38
- 39
- 40
- 41
- 42
- 43
- 44
- 45
- 46
- 47
- 48
- 49
- 50
- 51
- 52
- 53
- 54
- 55
- 56
- 57
- 58
- 59
- 60

For peer review only

1
2
3 **LIST OF FIGURES**
4

5
6 **Figure 1.** Flow chart. Clinical trial selection process.
7

8
9 **Table 1.** Characteristics of clinical trials.
10

11 **Table 2.** Clinical trial endpoint classification of identified clinical trials stratified by trial sponsor.
12 Endpoint classification determined by planned primary outcomes.
13

14
15 **Table 3.** Clinical indication of identified clinical trials stratified by age group being recruited.
16

17
18 **Table 4.** Comparison of antibiotic development pipeline in adults and children. Adapted from Pew
19 Charitable Trusts "Antibiotics currently in clinical development" pipeline (last accessed October
20 2016).[12]
21
22
23
24
25
26
27
28
29
30
31
32
33
34
35
36
37
38
39
40
41
42
43
44
45
46
47
48
49
50
51
52
53
54
55
56
57
58
59
60

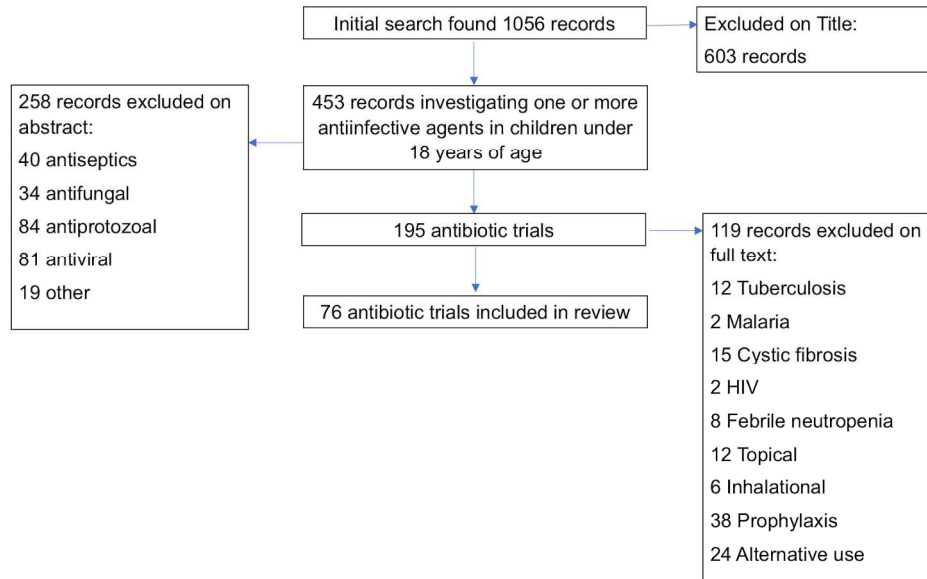


Figure 1. Flow Chart. Clinical trial selection process.

254x190mm (300 x 300 DPI)

ew only

DATASET

	A	B	C	D
1	NCT Number	Title	Recruitment	Study Results
2	NCT02539407	Population Pharmacokinetics of Anti-infectives in Critically Ill Children	Recruiting	No Results Available
3	NCT02935374	Effect of Antimicrobial Treatment of Acute Otitis Media on the Intestinal Microbiome in Children	Not yet recruiting	No Results Available
4	NCT02899143	Short-course Antimicrobial Therapy in Sepsis	Recruiting	No Results Available
5	NCT01595529	The SCOUT Study: Short Course Therapy for Urinary Tract Infections in Children	Recruiting	No Results Available
6	NCT02380352	Short-course Antimicrobial Therapy for Paediatric Respiratory Infections	Not yet recruiting	No Results Available
7	NCT02891915	Trial to Evaluate Beta-Lactam Antimicrobial Therapy of Community Acquired Pneumonia in Children	Recruiting	No Results Available
8	NCT02746276	Optimising Antibiotic Treatment for Sick Malnourished Children	Recruiting	No Results Available
9	NCT02917551	BALANCE on the Wards: A Pilot RCT	Not yet recruiting	No Results Available
10	NCT01243437	A Clinical Trial to Evaluate the Safety and Efficacy of Ciprofloxacin in the Treatment of Plague in Children	Recruiting	No Results Available
11	NCT02635191	Tailored Therapy for Helicobacter Pylori in Children	Recruiting	No Results Available
12	NCT01522105	Daptomycin in Pediatric Patients With Bacterial Meningitis	Recruiting	No Results Available
13	NCT02456974	Antibiotic Dosing in Pediatric Intensive Care	Recruiting	No Results Available
14	NCT00579956	A Randomized Double Blinded Comparison of Ceftazidime and Meropenem in Severe Melioidosis	Recruiting	No Results Available
15	NCT00545961	Middle Meatal Bacteriology During Acute Respiratory Infection in Children	Not yet recruiting	No Results Available
16	NCT01431326	Pharmacokinetics of Understudied Drugs Administered to Children Per Standard of Care	Recruiting	No Results Available
17	NCT02475876	PK of Clindamycin and Trimethoprim-sulfamethoxazole in Infants and Children	Recruiting	No Results Available
18	NCT01420341	Co-trimoxazole as Maintenance Therapy for Melioidosis	Recruiting	No Results Available
19	NCT02266706	Pharmacokinetic and Safety Study of Ceftolozane/Tazobactam in Pediatric Participants Receiving	Recruiting	No Results Available
20	NCT00867789	Antibiotics Versus Placebo in the Treatment of Abscesses in the Emergency Department	Recruiting	No Results Available
21	NCT02879981	A Safety Study of Balsamic Bactrim in Pediatric Participants With Acute Bronchitis	Not yet recruiting	No Results Available
22	NCT01269541	MESS-study MRSA Eradication Study Sk'ne	Recruiting	No Results Available
23	NCT02276482	Study of Tedizolid Phosphate in Adolescents With Complicated Skin and Soft Tissue Infection (cS	Recruiting	No Results Available
24	NCT02663596	Safety and TDM of Continuous Infusion Vancomycin Through Continuous Renal Replacement Th	Not yet recruiting	No Results Available
25	NCT02555059	Special Drug Use Investigation of Ciproxan Injection in Pediatrics	Recruiting	No Results Available
26	NCT02297815	Comparative Effectiveness of Antibiotics for Respiratory Infections	Recruiting	No Results Available
27	NCT02224040	Typhoid Fever: Combined vs. Single Antibiotic Therapy	Recruiting	No Results Available
28	NCT02775968	Population Pharmacokinetics of Cephalosporins and Macrolides in Chinese Children With Comm	Not yet recruiting	No Results Available
29	NCT02687906	Dose-finding, Pharmacokinetics, Safety, and Tolerability of Meropenem-Vaborbactam in Pediatr	Recruiting	No Results Available
30	NCT02783859	Hospitalised Pneumonia With Extended Treatment (HOPE) Study	Recruiting	No Results Available
31	NCT01994993	Antibiotic Safety (SCAMP)	Recruiting	No Results Available

	A	B	C	D
32	NCT02258763	Trial on the Ideal Duration of Oral Antibiotics in Children With Pneumonia	Recruiting	No Results Available
33	NCT02688790	Study Evaluate the PK Profile of Dalbavancin in Hospitalized Infants and Neonates Patients With	Recruiting	No Results Available
34	NCT00323219	Oral Moxifloxacin Versus Cefazolin and Oral Probenecid in the Management of Skin and Soft Tis	Recruiting	No Results Available
35	NCT02750761	A Study of Oral and Intravenous (IV) Tedizolid Phosphate in Hospitalized Participants, Ages 2 to	Recruiting	No Results Available
36	NCT02466438	Safety and Pharmacokinetics of Piperacillin-tazobactam Extended Infusion in Infants and Childre	Recruiting	No Results Available
37	NCT02260102	Temocillin Pharmacokinetics in Paediatrics	Not yet recruiting	No Results Available
38	NCT02694458	Comparison of Two Dosage Adjustment Strategies of Vancomycin in Children	Recruiting	No Results Available
39	NCT01540838	Slow Initial beta-lactam Infusion With High-dose Paracetamol to Improve the Outcomes of Child	Recruiting	No Results Available
40	NCT00368498	A Trial to Evaluate the Loading Dose Required to Achieve Therapeutic Serum Teicoplanin Concer	Recruiting	No Results Available
41	NCT01785641	Single Versus Combined Antibiotic Therapy for Bacterial Peritonitis in CAPD Patients	Recruiting	No Results Available
42	NCT02554383	Efficacy of Antibiotics in Children With Acute Sinusitis: Which Subgroups Benefit?	Recruiting	No Results Available
43	NCT01265173	Comparison of Efficacy of Cefotaxime, Ceftriaxone, and Ciprofloxacin for the Treatment of Spon	Recruiting	No Results Available
44	NCT02335905	Ceftaroline for Treatment of Hematogenously Acquired Staphylococcus Aureus Osteomyelitis in	Recruiting	No Results Available
45	NCT02922686	Penicillin for the Emergency Department Outpatient Treatment of CELLulitis	Not yet recruiting	No Results Available
46	NCT02848820	Initial Non-operative Treatment Strategy Versus Appendectomy Treatment Strategy for Simple A	Not yet recruiting	No Results Available
47	NCT02475733	Evaluation of Safety, Pharmacokinetics and Efficacy of CAZ-AVI With Metronidazole in Children A	Recruiting	No Results Available
48	NCT02372461	Randomized Trial of Amoxicillin Versus Placebo for (Fast Breathing) Pneumonia	Recruiting	No Results Available
49	NCT01553006	Study of Cefditoren Pivoxil in Treatment of Childhood With Acute Rhinosinusitis	Recruiting	No Results Available
50	NCT02527681	Pharmacokinetics and Safety of Ceftobiprole in Neonates and Infants up to 3 Months Treated W	Recruiting	No Results Available
51	NCT02210169	RCT of Continuous Versus Intermittent Infusion of Vancomycin in Neonates	Recruiting	No Results Available
52	NCT02497781	Evaluation of Safety, Pharmacokinetics and Efficacy of Ceftazidime and Avibactam (CAZ-AVI) Co	Recruiting	No Results Available
53	NCT02814916	Dalbavancin for the Treatment of Acute Bacterial Skin and Skin Structure Infections in Children,	Not yet recruiting	No Results Available
54	NCT02210325	Efficacy and Safety Study of Oral Solithromycin Compared to Intramuscular Ceftriaxone Plus Ora	Recruiting	No Results Available
55	NCT02801370	Phase 3 Study of OTO-201 in Acute Otitis Externa	Recruiting	No Results Available
56	NCT02760420	3 Days Amoxicillin Versus Placebo for Fast Breathing Childhood Pneumonia in Malawi	Recruiting	No Results Available
57	NCT02678195	3 Days Versus 5 Days Amoxicillin for Chest-indrawing Childhood Pneumonia in Malawi	Recruiting	No Results Available
58	NCT02605122	Safety and Efficacy of Solithromycin in Adolescents and Children With Community-acquired Bact	Recruiting	No Results Available
59	NCT02570490	Oral Sodium Fusidate (CEM-102) Versus Oral Linezolid for the Treatment of Acute Bacterial Skin	Recruiting	No Results Available
60	NCT02443285	Is Spontaneous Bacterial Peritonitis Still Responding to 3rd Generation Cephalosporins?	Recruiting	No Results Available
61	NCT02334124	Comparing the Intravenous Treatment of Skin Infections in Children, Home Versus Hospital	Recruiting	No Results Available
62	NCT02218372	A Study to Investigate the Safety and Efficacy of Fidaxomicin (Oral Suspension or Tablets) and Va	Recruiting	No Results Available

1
2
3
4
5
6
7
8
9
10
11
12
13
14
15
16
17
18
19
20
21
22
23
24
25
26
27
28
29
30
31
32
33
34
35
36
37
38
39
40
41
42
43
44
45
46
47

	A	B	C	D
63	NCT01032499	Open and Comparative Study to Measure Tolerability and Efficacy of Taro Elixir	Not yet recruiting	No Results Available
64	NCT02598362	Pharmacokinetics of Ciprofloxacin in Pediatric Patients	Recruiting	No Results Available
65	NCT02878031	Community Case Management of Chest Indrawing Pneumonia	Recruiting	No Results Available
66	NCT02790996	Neonatal Vancomycin Trial	Not yet recruiting	No Results Available
67	NCT02712307	Study of 5 and 10 Days Treatment With Penicillin Against Sore Throat Caused by Streptococci	Recruiting	No Results Available
68	NCT02424734	Safety, Tolerability and Efficacy of Ceftaroline in Paediatrics With Late-Onset Sepsis	Recruiting	No Results Available
69	NCT02134301	Open-Label, Dose-Finding, Pharmacokinetics, Safety and Tolerability Study of Oritavancin in Ped	Recruiting	No Results Available
70	NCT02013141	An Open-Label Study of the Pharmacokinetics of a Single Dose of Telavancin in Pediatric Subject	Recruiting	No Results Available
71	NCT01427842	Dose Enhancement of Vancomycin IN Everyday Patients	Recruiting	No Results Available
72	NCT01278017	The Role of Short-course Ceftriaxone Therapy in the Treatment of Severe Nontyphoidal Salmon	Recruiting	No Results Available
73	NCT00988026	Safety and Efficacy Comparison of Minocycline Microgranules Versus Lymecycline in the Treatm	Recruiting	No Results Available
74	NCT02288234	Telavancin Observational Use Registry (TOUR)	Recruiting	No Results Available
75	NCT01304459	Vancomycin Serum Concentrations in Pediatric Oncology Patients Under Intensive Care	Recruiting	No Results Available
76	NCT01173575	Assessment of the Efficacy of FOSFOMYCIN in Patients With Bacterial Infection	Recruiting	No Results Available
77	NCT01778634	Trial of Intravenous Azithromycin to Eradicate Ureaplasma Respiratory Tract Infection in Preterr	Recruiting	No Results Available

	E	F
1		
2		
3	1 Indication	Infection category
4	2 Proven or suspected infection (in patients on PICU)	9
5	3 Acute Otitis Media	3
6	4 Sepsis	8
7	5 Urinary Tract Infections (UTI)	7
8	6 Community-acquired Pneumonia (CAP)	4
9	7 Pneumonia	4
10	8 Proven or suspected infection in patients with malnutrition	9
11	9 Bacteremia	8
12	10 Plague	8
13	11 Helicobacter Pylori Infection	7
14	12 Meningitis	1
15	13 Proven or suspected bacterial infection (Pharmacokinetics)	9
16	14 Melioidosis	8
17	15 Acute Respiratory Infection Sinusitis	3
18	16 Various infections (including nosocomial Pneumonia, CAP, Acute Bac	Various
19	17 Bacterial Infections	9
20	18 Melioidosis	8
21	19 Proven or Suspected Gram-negative Bacterial Infection	9
22	20 Abscess	1
23	21 Bronchitis	4
24	22 Throatcarriers of MRSA	3
25	23 Acute Skin and Soft Tissue infections (aSSTIs)	2
26	24 Proven or suspected bacterial infection (in CRRT patients)	9
27	25 Cystitis / Pyelonephritis	7
28	26 Acute Upper Respiratory Tract Infections (ARTIs)	3
29	27 Typhoid Fever	8
30	28 Community Acquired Pneumonia (CAP)	4
31	29 Bacterial Infections	9
32	30 Pneumonia	4
33	31 Complicated Intra Abdominal Infections (cIAls)	6
34		
35		
36		
37		
38		
39		
40		
41		
42		
43		
44		
45		
46		
47		

	E	F
32	Pneumonia	4
33	Bacterial Infections	9
34	Cellulitis	2
35	Gram-Positive Bacterial Infections	9
36	Infection	9
37	Urinary Tract Infection or suspected Cholangitis	7
38	Methicillin-resistant Staphylococcal Infections	9
39	Bacterial Meningitis	1
40	Staphylococcal Infections	9
41	Peritonitis (in CAPD patients)	6
42	Acute Sinusitis (Respiratory Tract Infections)	3
43	SBP in patients with Liver Cirrhosis	6
44	Hematogenously Acquired Staphylococcus Aureus Osteomyelitis	5
45	Cellulitis or Wound Infection	8
46	Appendicitis	6
47	Complicated Intra-abdominal Infections (cIAls)	6
48	Pneumonia (fast-breathing)	4
49	Rhinosinusitis	3
50	Bacterial Infections	9
51	Sepsis	8
52	Complicated Urinary Tract Infections (cUTIs)	7
53	Methicillin-Resistant Staphylococcus Aureus Skin Infection	2
54	Uncomplicated Urogenital Gonorrhoea	7
55	Acute Otitis Externa	3
56	Pneumonia	4
57	Pneumonia	4
58	Community-acquired Bacterial Pneumonia	4
59	Acute Bacterial Skin and Skin Structure Infections	2
60	Primary Bacterial Peritonitis	6
61	Cellulitis	8
62	Clostridium Difficile-associated Diarrhea (CDAD)	6

	E	F
1		
2		
3	63 Acne Vulgaris II or III Degree	2
4	64 Urinary Tract Infection or Pyelonephritis	7
5	65 Pneumonia	4
6	66 Late Onset Neonatal Sepsis	8
7	67 Tonsillitis	3
8	68 Late-onset Sepsis	8
9	69 Gram Positive Bacterial Infections	9
10	70 Gram-Positive Bacterial Infections	9
11	71 Vancomycin Therapy	9
12	72 Diarrhea	6
13	73 Mild to Moderate Acne	2
14	74 Hospital Acquired Bacterial Pneumonia (HAP), Complicated Skin and	Various
15	75 Infection	9
16	76 Bacterial Infection	9
17	77 Eradicate ureaplasma respiratory tract infection from preterm infant	4
18		
19		
20		
21		
22		
23		
24		
25		
26		
27		
28		
29		
30		
31		
32		
33		
34		
35		
36		
37		
38		
39		
40		
41		
42		
43		
44		
45		
46		
47		

	G	H	I	J
1				
2				
3	1 Interventions	Antibiotic class (J01 code)	Gender	Age
4	2 Antiinfectives (beta-lactam, aminoglycoside, glycopeptide, fluoroquinolone,	Various	Both	Up to 18 Years
5	3 Amoxicillin, Amoxicillin-Potassium Clavulanate, Macrolide	Various	Both	6 Months to 7 Years
6	4 Antibiotic	J01	Both	Up to 18 years
7	5 Trimethoprim sulfamethoxazole, cefixime, or cephalexin	Various	Both	2 Months to 10 Years
8	6 Amoxicillin	J01C	Both	6 Months to 10 Years
9	7 Amoxicillin, Amoxicillin-clavulanate, Cefdinir	Various	Both	6 Months to 71 Months
10	8 Ceftriaxone, Metronidazole	J01D	Both	2 Months to 59 Months
11	9 7 days vs 14 days of adequate antibiotic treatment	J01	Both	Up to 18 years
12	10 Ciprofloxacin, doxyxcycline	Various	Both	8 Years and older
13	11 Tailored vs standard therapy (Amoxicillin, Clarithromycin, Metronidazole, Ra	Various	Both	4 Years to 18 Years
14	12 Daptomycin	J01X	Both	3 Months to 16 Years
15	13 Amoxicillin-clavulanate, Piperacilline-tazobactam, Vancomycin	Various	Both	Up to 16 Years
16	14 Meropenem, Ceftazidime	J01D	Both	15 Years and older
17	15 Amoxicillin clavulanate acid	J01C	Both	6 Years to 13 Years
18	16 Various drugs (Ceftazidime, Ciprofloxacin, Clindamycin, Doxycycline, Levoflo	Various	Both	Up to 18 years
19	17 Clindamycin, Trimethoprim-sulfamethoxazole	Various	Both	1 Month to 16 Years
20	18 Co-trimoxazole	J01E	Both	15 Years and older
21	19 Ceftolozane/Tazobactam	J01D	Both	Up to 17 Years
22	20 Trimethoprim-sulfamethoxazole	J01E	Both	3 Months to 17 Years
23	21 Guaifenesin, Sulfamethoxazole trimethoprim	J01E	Both	4 Years to 14 Years
24	22 Systemic Rifampin and Clindamycine/Trimehoprimsulfa, or Topical mupiroci	Various	Both	5 Years and older
25	23 Tedizolid Phosphate	J01X	Both	12 Years to 18 Years
26	24 Vancomycin	J01X	Both	Up to 18 years
27	25 Ciprofloxacin	J01F	Both	Up to 14 Years
28	26 Antibiotics (Amoxicillin-clavulanate, azithromycin, cefdinir, cefprozil, cefurox	Various	Both	6 Months to 18 Years
29	27 Ceftriaxone, Ceftriaxone/azithromycin, Azithromycin, Azithromycin/cefixime	Various	Both	2 Years to 80 Years
30	28 Cephalosporins and Macrolides	Various	Both	1 Year to 18 Years
31	29 Carbavance	J01D	Both	Up to 17 Years
32	30 Amoxicillin-clavulanic Acid	J01C	Both	3 Months to 5 Years
33	31 Ampicillin/metronidazole/gentamicin/clindamycin/Piperacillin-tazobactam c	Various	Both	Up to 120 Days

	G	H	I	J
32	Amoxicillin-Potassium Clavulanate	J01C	Both	3 Months to 59 Months
33	Dalbavancin	J01X	Both	Up to 28 Days
34	Cefazolin/Moxifloxacin	Various	Both	Up to 18 Years
35	Tedizolid Phosphate	J01X	Both	2 Years to 11 Years
36	Piperacillin-tazobactam	J01C	Both	2 Months to 6 Years
37	Temocillin	J01C	Both	6 Months to 3 Years
38	Vancomycin	J01X	Both	1 Month to 16 Years
39	Beta-lactam	J01C	Both	2 Months to 15 Years
40	Teicoplanin	J01X	Both	16 Years and older
41	Ceftazidime/ciprofloxacin, Ceftazidime, Cefazolin/gentamicin, Cefazolin	Various	Both	15 Years and older
42	Amoxicillin-clavulanate	J01C	Both	2 Years to 11 Years
43	Cefotaxime, Ceftriaxone, Ciprofloxacin	Various	Both	16 Years and older
44	Ceftaroline Fosamil	J01D	Both	1 Year to 17 Years
45	Flucloxacillin, Phenoxymethylpenicillin	J01C	Both	16 Years and older
46	Augmentin/Gentamicin, Appendectomy	J01C	Both	7 Years to 17 Years
47	Ceftazidime-avibactam, Meropenem, Metronidazole	Various	Both	3 Months to 18 Years
48	Amoxicillin	J01C	Both	2 Months to 59 Months
49	Cefditoren pivoxil	J01D	Both	1 Year to 15 Years
50	Ceftobiprole	J01D	Both	Up to 3 Months
51	Vancomycin	J01X	Both	Up to 90 Days
52	Ceftazidime-avibactam, Cefepime	J01D	Both	3 Months to 18 Years
53	Dalbavancin single dose	J01X	Both	3 Months to 17 Years
54	Solithromycin, Ceftriaxone, Azithromycin	Various	Both	15 Years and older
55	Ciprofloxacin	J01M	Both	6 Months and older
56	Amoxicillin	J01C	Both	2 Months to 59 Months
57	Amoxicillin	J01C	Both	2 Months to 59 Months
58	Solithromycin	J01F	Both	2 Months to 17 Years
59	Sodium fusidate, Linezolid	J01X	Both	12 Years and older
60	Cefotaxime, Ceftriaxone	J01D	Both	Up to 18 Years
61	Ceftriaxone, Flucloxacillin	Various	Both	6 Months to 18 Years
62	Fidaxomicin, Vancomycin	J01X	Both	Up to 17 Years

1
2
3
4
5
6
7
8
9
10
11
12
13
14
15
16
17
18
19
20
21
22
23
24
25
26
27
28
29
30
31
32
33
34
35
36
37
38
39
40
41
42
43
44
45
46
47

	G	H	I	J
63	Taro Elixir	J01A	Both	14 Years and older
64	Ciprofloxacin	J01M	Both	3 Months to 17 Years
65	Amoxicillin	J01C	Both	2 Months to 59 Months
66	Vancomycin	J01X	Both	Up to 90 Days
67	Phenoxymethylpenicillin	J01C	Both	6 Years and older
68	Ceftaroline Fosamil	J01D	Both	Up to 59 Days
69	Oritavancin	J01X	Both	Up to 18 Years
70	Telavancin	J01X	Both	1 Year to 17 Years
71	Vancomycin	J01X	Both	16 Years and older
72	Ceftriaxone	J01D	Both	3 Months to 18 Years
73	Minocycline, Lymecycline	J01A	Both	14 Years to 30 Years
74	Telavancin	J01X	Both	Up to 18 Years
75	Vancomycin	J01X	Both	Up to 18 Years
76	Fosfomycin	J01X	Both	Up to 18 Years
77	Azithromycin	J01F	Both	0 to 72 hours

	K	L	M	N	O
1	Age group	Estimated enrollment	Location	Income class	Geographic region
2	8	1850	France	High income	Europe
3	9	150	Finland	High income	Europe
4	8	320	Italy	High income	Europe
5	9	746	United States	High income	North America
6	9	270	Canada	High income	North America
7	9	400	United States	High income	North America
8	9	80	Kenya	Lower middle income	Africa
9	8	50	Canada	High income	North America
10	11	200	Uganda	Low income	Africa
11	11	200	China	Upper middle income	Asia
12	10	5	Switzerland	High income	Europe
13	8	200	Belgium	High income	Europe
14	5	750	Thailand	Upper middle income	Asia
15	11	120	Finland	High income	Europe
16	8	3000	Various (United States, Canada)	High income	International
17	10	54	United States	High income	North America
18	5	800	Thailand	Upper middle income	Asia
19	8	36	United States	High income	North America
20	10	200	United States	High income	North America
21	11	50	Peru	Upper middle income	Latin America
22	11	69	Sweden	High income	North America
23	5	162	Various (United States, Argentina)	Upper middle to High income	International
24	8	10	United States	High income	North America
25	8	45	Japan	High income	Asia
26	10	117000	United States	High income	North America
27	11	120	Nepal	Low income	Asia
28	10	750	China	Upper middle income	Asia
29	8	56	United States	High income	North America
30	9	314	Various (Australia, Malaysia)	High income	Oceania
31	6	284	Various (United States, Canada)	High income	North America

	K	L	M	N	O
32	9	300	Malaysia	Upper middle income	Asia
33	2	24	United States	High income	North America
34	8	390	Canada	High income	North America
35	4	32	United States	High income	North America
36	9	141	Canada	High income	North America
37	9	45	Belgium	High income	Europe
38	10	100	France	High income	Europe
39	10	400	Angola	Upper middle income	Africa
40	5	20	Taiwan, China	High income	Asia
41	5	300	Thailand	Upper middle income	Asia
42	4	688	United States	High income	North America
43	5	261	Republic of Korea	High income	Asia
44	10	18	United States	High income	North America
45	5	414	Ireland	High income	Europe
46	11	334	Netherlands	High income	Europe
47	10	102	Various (United States, Argent	Upper middle to High income	International
48	9	2500	Pakistan	Lower middle income	Asia
49	10	120	Thailand	Upper middle income	Asia
50	6	45	Various (Belgium, Germany, Li	High income	Europe
51	6	200	Australia	High income	Oceania
52	10	102	Various (United States, Czech	Upper middle to High income	International
53	10	300	United States	High income	North America
54	5	300	Various (United States, Austra	High income	International
55	10	500	Various (United States, Canad	High income	North America
56	9	2000	Malawi	Low income	Africa
57	9	2000	Malawi	Low income	Africa
58	10	400	Various (United States, Bulgar	High income	International
59	5	712	Various (United States, Puertc	High income	International
60	8	100	Egypt	Lower middle income	Africa
61	10	188	Australia	High income	Oceania
62	8	144	Various (United States, Belgiu	High income	International

	K	L	M	N	O
63	5	120	Brazil	Upper middle income	Latin America
64	10	20	Belgium	High income	Europe
65	9	308	Nigeria	Lower middle income	Africa
66	6	300	Various (United Kingdom, France)	High income	Europe
67	11	432	Sweden	High income	Europe
68	7	24	Various (United States, Hungary)	High income	International
69	8	60	United States	High income	North America
70	10	32	United States	High income	North America
71	5	100	Australia	High income	Oceania
72	10	200	Taiwan, China	High income	Asia
73	5	168	Mexico	High income	North America
74	8	1000	United States	High income	North America
75	8	50	Brazil	Upper middle income	Latin America
76	8	200	Various (Austria, Germany)	High income	Europe
77	1	180	United States	High income	North America

	P	Q	R	S	T	
1						
2						
3	1	Collaborators	Sponsor	Study Types	Phase	Endpoint classification
4	2	Assistance Publique - Hopitaux de Paris	Hospital	Observational	Not applicable	Pharmacokinetics
5	3	University of Oulu Oulu University Hospital	University	Interventional	Phase 4	Efficacy
6	4	Ospedale Santa Maria delle Croci	Hospital	Interventional	Phase 2	Safety/Efficacy
7	5	Children's Hospital of Philadelphia Children's Ho	Hospital	Interventional	Phase 2	Safety/Efficacy
8	6	Hamilton Health Sciences Corporation Children's	Hospital	Interventional	Phase 4	Safety/Efficacy
9	7	National Institute of Allergy and Infectious Disease	NIH	Interventional	Phase 4	Efficacy
10	8	University of Oxford KEMRI Wellcome Trust Rese	University	Interventional	Phase 2	Pharmacokinetics
11	9	Sunnybrook Health Sciences Centre	Hospital	Interventional	Not specified	Efficacy
12	10	Centers for Disease Control and Prevention MRC	CDC	Interventional	Phase 2	Safety/Efficacy
13	11	Beijing Children's Hospital	Hospital	Interventional	Phase 4	Safety/Efficacy
14	12	University Hospital Inselspital, Berne	Hospital	Interventional	Phase 1	Pharmacokinetics
15	13	University Hospital, Ghent University Hospital, A	Hospital	Observational	Not applicable	Pharmacokinetics
16	14	University of Oxford Mahidol University Wellcor	University	Interventional	Not specified	Efficacy
17	15	Oulu University Hospital	University	Interventional	Phase 4	Safety/Efficacy
18	16	Daniel Benjamin Eunice Kennedy Shriver Nationa	University	Observational	Not applicable	Pharmacokinetics
19	17	Michael Cohen-Wolkowicz Eunice Kennedy Shriv	University	Interventional	Phase 1	Pharmacokinetics
20	18	Khon Kaen University	University	Interventional	Not specified	Efficacy
21	19	Cubist Pharmaceuticals LLC	Industry	Interventional	Phase 1	Pharmacokinetics
22	20	Children's Mercy Hospital Kansas City Blue Cross	Hospital	Interventional	Not specified	Efficacy
23	21	Hoffmann-La Roche	Industry	Observational	Not applicable	Safety
24	22	Region Skane	Hospital	Interventional	Not specified	Efficacy
25	23	Cubist Pharmaceuticals LLC	Industry	Interventional	Phase 3	Safety
26	24	Drexel University The Center for Pediatric Pharm	University	Interventional	Phase 1	Safety
27	25	Bayer	Industry	Observational	Not applicable	Safety/Efficacy
28	26	Children's Hospital of Philadelphia	Hospital	Observational	Not applicable	Safety/Efficacy
29	27	Sheba Medical Center	Hospital	Interventional	Phase 4	Efficacy
30	28	Beijing Children's Hospital	Hospital	Observational	Not applicable	Pharmacokinetics
31	29	Rempex Pharmaceuticals (a wholly owned subsidi	Industry	Interventional	Phase 1	Safety
32	30	Menzies School of Health Research Griffith Univ	University	Interventional	Phase 4	Safety/Efficacy
33	31	Michael Cohen-Wolkowicz The EMMES Corpora	University	Interventional	Phase 2-3	Safety

	P	Q	R	S	T
32	University of Malaya Menzies School of Health Research	University	Interventional	Phase 4	Efficacy
33	Durata Therapeutics Inc., an affiliate of Allergan	Industry	Interventional	Phase 1	Pharmacokinetics
34	University of British Columbia	University	Interventional	Phase 3	Efficacy
35	Merck Sharp & Dohme Corp.	Industry	Interventional	Phase 1	Pharmacokinetics
36	St. Justine's Hospital	Hospital	Interventional	Phase 1	Pharmacokinetics
37	Université Catholique de Louvain	University	Interventional	Phase 4	Pharmacokinetics
38	Assistance Publique - Hôpitaux de Paris	Hospital	Interventional	Not specified	Pharmacokinetics
39	Helsinki University Foundation for Paediatric Research	University	Interventional	Phase 4	Safety/Efficacy
40	National Taiwan University Hospital	University	Interventional	Phase 4	Pharmacokinetics
41	Chulalongkorn University	University	Interventional	Not specified	Efficacy
42	University of Pittsburgh National Institute of Allergy and Infectious Diseases	University	Interventional	Phase 3	Safety/Efficacy
43	Korea University	University	Interventional	Phase 4	Efficacy
44	Baylor College of Medicine Forest Laboratories	University	Interventional	Phase 1-2	Safety/Efficacy
45	Royal College of Surgeons, Ireland Health Research Board	University	Interventional	Phase 4	Efficacy
46	Ramon Gorter ZonMw: The Netherlands Organisation for Scientific Research	University	Interventional	Phase 4	Efficacy
47	AstraZeneca PRA Health Sciences	Industry	Interventional	Phase 2	Safety/Efficacy
48	Aga Khan University	University	Interventional	Not specified	Efficacy
49	Thammasat University	University	Interventional	Phase 4	Safety/Efficacy
50	Basilea Pharmaceutica	Industry	Interventional	Phase 1	Pharmacokinetics
51	Murdoch Childrens Research Institute Royal Children's Hospital	University	Interventional	Not specified	Pharmacokinetics
52	AstraZeneca PRA Health Sciences	Industry	Interventional	Phase 2	Safety/Efficacy
53	Durata Therapeutics Inc., an affiliate of Allergan	Industry	Interventional	Phase 3	Safety/Efficacy
54	Cempra Inc National Institute of Allergy and Infectious Diseases	Industry	Interventional	Phase 3	Efficacy
55	Otonomy, Inc.	Industry	Interventional	Phase 3	Efficacy
56	Save the Children University of North Carolina UNC Children's Hospital	Health Organisation	Interventional	Phase 4	Efficacy
57	Save the Children University of North Carolina UNC Children's Hospital	Health Organisation	Interventional	Phase 4	Efficacy
58	Cempra Inc	Industry	Interventional	Phase 2-3	Safety/Efficacy
59	Cempra Inc	Industry	Interventional	Phase 3	Safety/Efficacy
60	Tanta University	University	Interventional	Phase 3	Efficacy
61	Murdoch Childrens Research Institute	University	Interventional	Not specified	Efficacy
62	Astellas Pharma Europe B.V. Merck Sharp & Dohme	Industry	Interventional	Phase 3	Safety/Efficacy

	P	Q	R	S	T
63	Laboratorios Goulart S.A.	Industry	Interventional	Phase 3	Safety/Efficacy
64	University Hospital, Ghent Universitair Ziekenhu	University	Interventional	Phase 4	Pharmacokinetics
65	Malaria Consortium World Health Organization	Health Organisa	Interventional	Phase 4	Safety
66	PENTA Foundation St George's, University of Lor	Health Organisa	Interventional	Phase 2	Safety/Efficacy
67	Sigvard Mì Istad Public Health Agency of Swede	University	Interventional	Phase 4	Safety/Efficacy
68	AstraZeneca PRA Health Sciences	Industry	Interventional	Phase 2-3	Safety/Efficacy
69	The Medicines Company	Industry	Interventional	Phase 1	Pharmacokinetics
70	Theravance Biopharma Antibiotics, Inc.	Industry	Interventional	Phase 4	Pharmacokinetics
71	The Canberra Hospital	Hospital	Interventional	Phase 2	Pharmacokinetics
72	Chang Gung Memorial Hospital	Hospital	Interventional	Phase 4	Efficacy
73	Darier	Industry	Interventional	Phase 4	Safety/Efficacy
74	Theravance Biopharma Antibiotics, Inc.	Industry	Observational	Not applicable	Safety/Efficacy
75	Grupo de Apoio ao Adolescente e a Crianca com	Hospital	Observational	Not applicable	Pharmacokinetics
76	Infectopharm Arzneimittel GmbH J&P Medical R	Industry	Observational	Not applicable	Efficacy
77	University of Maryland	University	Interventional	Phase 2	Safety/Efficacy

	U	V	W	X	Y	Z	AA	AB	
1	1	Primary outcome variable	PK data collected	First Receive	Start Date	Completion	Last Update	Last Verified	Results First Received
2	2	PK	PK study design	July 2, 2015	Sep-15	Dec-18	September 1	Sep-16	No Study Results Posted
3	3	Efficacy	No PK data	September 2	Oct-16	null	October 12, 2016	Oct-16	No Study Results Posted
4	4	Efficacy	No PK data	September 8	Sep-16	null	September 1	Sep-16	No Study Results Posted
5	5	Efficacy	No PK data	May 8, 2012	May-12	Apr-18	June 27, 2016	Jun-16	No Study Results Posted
6	6	Efficacy	No PK data	March 2, 2011	Mar-16	May-18	March 24, 2016	Mar-16	No Study Results Posted
7	7	Efficacy	No PK data	September 1	Oct-16	Mar-19	October 13, 2016	Oct-16	No Study Results Posted
8	8	PK	PK study design	April 4, 2016	Apr-16	Sep-16	April 25, 2016	Apr-16	No Study Results Posted
9	9	Efficacy	No PK data	September 2	Oct-16	Dec-17	September 2	Sep-16	No Study Results Posted
10	10	Efficacy	No PK data	November 17	Dec-10	null	September 1	Sep-12	No Study Results Posted
11	11	Efficacy	No PK data	November 25	Mar-14	Jul-16	December 16	Nov-15	No Study Results Posted
12	12	PK	Primary PK data	January 26, 2012	Apr-12	Apr-18	December 10	Dec-15	No Study Results Posted
13	13	PK	PK study design	May 18, 2015	May-12	null	November 17	Nov-15	No Study Results Posted
14	14	Efficacy	No PK data	December 18	Dec-07	Sep-10	June 3, 2008	Aug-07	No Study Results Posted
15	15	Efficacy	No PK data	October 17, 2007	Nov-07	Dec-09	October 18, 2007	Oct-07	No Study Results Posted
16	16	PK	PK study design	August 17, 2011	Nov-11	Feb-17	February 4, 2016	Feb-16	No Study Results Posted
17	17	PK	PK study design	June 12, 2015	Nov-15	Dec-17	August 1, 2016	Aug-16	No Study Results Posted
18	18	Efficacy	No PK data	August 18, 2011	Aug-11	Dec-20	August 30, 2016	Aug-16	No Study Results Posted
19	19	PK	PK study design	September 2	Sep-14	Nov-16	October 31, 2016	Oct-16	No Study Results Posted
20	20	Efficacy	No PK data	March 23, 2009	Mar-09	Oct-12	June 21, 2011	Jun-11	No Study Results Posted
21	21	Safety	No PK data	August 23, 2016	Aug-16	Dec-16	September 1	Sep-16	No Study Results Posted
22	22	Efficacy	No PK data	January 3, 2011	Mar-11	Jun-15	May 25, 2015	May-15	No Study Results Posted
23	23	Safety	Secondary PK data	October 9, 2015	Mar-15	Jan-18	October 31, 2016	Oct-16	No Study Results Posted
24	24	Safety	Primary PK data	January 12, 2017	Jan-17	Dec-18	September 8	Sep-16	No Study Results Posted
25	25	Safety	No PK data	September 1	Jul-16	Sep-18	October 19, 2016	Oct-16	No Study Results Posted
26	26	Efficacy	No PK data	November 17	Jan-14	Jul-17	May 6, 2016	May-16	No Study Results Posted
27	27	Efficacy	No PK data	August 21, 2013	Aug-13	Aug-15	August 26, 2013	Aug-14	No Study Results Posted
28	28	PK	PK study design	May 11, 2016	Aug-16	Oct-22	May 17, 2016	May-16	No Study Results Posted
29	29	Safety	Primary PK data	February 17, 2016	Jul-16	Sep-19	October 6, 2016	Oct-16	No Study Results Posted
30	30	Efficacy	No PK data	May 5, 2016	Jun-16	Dec-20	October 7, 2016	Oct-16	No Study Results Posted
31	31	Safety	No PK data	November 18	Dec-13	Sep-17	August 1, 2016	Aug-16	No Study Results Posted

	U	V	W	X	Y	Z	AA	AB
32	Efficacy	No PK data	September 2	Nov-14	Dec-18	December 20	Dec-15	No Study Results Posted
33	PK	PK study design	February 18,	Apr-16	May-17	October 19, 2	Oct-16	No Study Results Posted
34	Efficacy	No PK data	May 8, 2006	Jan-04	Dec-13	February 6, 2	Feb-12	No Study Results Posted
35	PK	PK study design	April 1, 2016	May-16	Feb-18	October 21, 2	Oct-16	No Study Results Posted
36	PK	PK study design	June 2, 2015	Jan-16	Dec-17	April 18, 201	Apr-16	No Study Results Posted
37	PK	PK study design	October 1, 20	Oct-16	Oct-17	October 24, 2	Oct-16	No Study Results Posted
38	PK	PK study design	February 24,	Feb-16	Feb-17	March 8, 201	Mar-16	No Study Results Posted
39	Efficacy	No PK data	February 23,	Feb-12	Jul-17	February 19,	Feb-16	No Study Results Posted
40	PK	PK study design	August 23, 20	Jun-06	Dec-07	August 23, 20	Aug-06	No Study Results Posted
41	Efficacy	No PK data	January 30, 2	Dec-12	Dec-13	February 6, 2	Feb-13	No Study Results Posted
42	Efficacy	No PK data	September 8	Feb-16	Sep-20	October 3, 20	Oct-16	No Study Results Posted
43	Efficacy	No PK data	December 22	Apr-07	Apr-16	April 8, 2014	Apr-14	No Study Results Posted
44	Safety	Secondary PK data	December 31	Jan-15	Jan-20	June 24, 201	Jun-16	No Study Results Posted
45	Efficacy	No PK data	August 9, 20	Dec-16	Dec-19	September 3	Jul-16	No Study Results Posted
46	Efficacy	No PK data	July 24, 2016	Dec-16	Dec-20	July 26, 2016	Jul-16	No Study Results Posted
47	Safety	Secondary PK data	May 25, 2015	Jul-15	Oct-17	October 21, 2	Oct-16	No Study Results Posted
48	Efficacy	No PK data	November 4,	Nov-14	Jul-17	June 3, 2016	Jun-16	No Study Results Posted
49	Efficacy	No PK data	February 17,	Jan-12	Sep-12	March 13, 20	Mar-12	No Study Results Posted
50	PK	PK study design	August 5, 20	Aug-14	Jun-17	October 20, 2	Oct-16	No Study Results Posted
51	PK	PK study design	August 5, 20	Sep-14	Sep-17	March 17, 20	Mar-16	No Study Results Posted
52	Safety	Secondary PK data	June 16, 201	Sep-15	Oct-17	October 21, 2	Oct-16	No Study Results Posted
53	Efficacy	No PK data	June 8, 2016	Jun-16	Jul-18	June 23, 201	Jun-16	No Study Results Posted
54	Efficacy	No PK data	August 1, 20	Aug-14	Apr-17	September 2	Sep-16	No Study Results Posted
55	Efficacy	No PK data	June 13, 201	Jun-16	Nov-16	June 13, 201	Jun-16	No Study Results Posted
56	Efficacy	No PK data	May 1, 2016	Jun-16	Sep-18	June 10, 201	Jun-16	No Study Results Posted
57	Efficacy	No PK data	February 3, 2	Mar-16	null	June 10, 201	Jun-16	No Study Results Posted
58	Safety	No PK data	November 10	Mar-16	Jan-18	September 1	Sep-16	No Study Results Posted
59	Efficacy	No PK data	October 5, 20	Nov-15	Feb-17	October 5, 20	Oct-16	No Study Results Posted
60	Efficacy	No PK data	May 11, 2015	Jan-15	Dec-16	May 9, 2016	May-16	No Study Results Posted
61	Efficacy	No PK data	January 4, 20	Jan-15	Jan-17	March 16, 20	Mar-16	No Study Results Posted
62	Efficacy	No PK data	August 11, 20	Oct-14	Feb-17	June 17, 201	Jun-16	No Study Results Posted

1
2
3
4
5
6
7
8
9
10
11
12
13
14
15
16
17
18
19
20
21
22
23
24
25
26
27
28
29
30
31
32
33
34
35
36
37
38
39
40
41
42
43
44
45
46
47

	U	V	W	X	Y	Z	AA	AB
63	Efficacy	No PK data	December 14,	May-10	Oct-10	March 18, 20	Dec-09	No Study Results Posted
64	PK	PK study design	November 4,	Apr-15	Apr-16	November 4,	Nov-15	No Study Results Posted
65	Safety	No PK data	August 17, 20	Oct-16	Jul-17	October 3, 20	Oct-16	No Study Results Posted
66	Efficacy	Secondary PK data	April 7, 2016	Jul-16	Mar-18	May 31, 2016	May-16	No Study Results Posted
67	Efficacy	No PK data	March 4, 201	Sep-15	Oct-16	October 4, 20	Oct-16	No Study Results Posted
68	Safety	Secondary PK data	February 23,	Aug-15	Oct-17	October 14, 2	Oct-16	No Study Results Posted
69	PK	PK study design	May 7, 2014	May-14	Dec-16	November 4,	Nov-15	No Study Results Posted
70	PK	PK study design	December 11	Dec-14	Aug-16	June 24, 201	Jun-16	No Study Results Posted
71	PK	PK study design	August 31, 20	Aug-11	Jul-12	September 1	Aug-11	No Study Results Posted
72	Efficacy	No PK data	November 25	Aug-10	Jul-12	January 14, 2	Nov-10	No Study Results Posted
73	Efficacy	No PK data	September 3	Jun-09	Apr-10	September 3	Sep-09	No Study Results Posted
74	Efficacy	No PK data	November 5,	Nov-14	Sep-18	June 29, 201	Jun-16	No Study Results Posted
75	PK	Primary PK data	February 24,	Jan-11	null	March 21, 20	Mar-12	No Study Results Posted
76	Efficacy	No PK data	July 29, 2010	Aug-10	null	February 5, 2	Feb-16	No Study Results Posted
77	Efficacy	Secondary PK data	January 22, 2	Jul-13	Dec-21	May 28, 2015	May-15	No Study Results Posted

	AC	AD	AE	AF	AG
1	1	Primary Com	URL		
2	2	Jul-18	https://ClinicalTrials.gov/show/NCT02539407		
3	3	Dec-18	https://ClinicalTrials.gov/show/NCT02935374		
4	4	Sep-18	https://ClinicalTrials.gov/show/NCT02899143		
5	5	Apr-18	https://ClinicalTrials.gov/show/NCT01595529		
6	6	Feb-18	https://ClinicalTrials.gov/show/NCT02380352		
7	7	Jan-19	https://ClinicalTrials.gov/show/NCT02891915		
8	8	Sep-16	https://ClinicalTrials.gov/show/NCT02746276		
9	9	Aug-17	https://ClinicalTrials.gov/show/NCT02917551		
10	10	Jun-13	https://ClinicalTrials.gov/show/NCT01243437		
11	11	Mar-16	https://ClinicalTrials.gov/show/NCT02635191		
12	12	Dec-16	https://ClinicalTrials.gov/show/NCT01522105		
13	13	Dec-17	https://ClinicalTrials.gov/show/NCT02456974		
14	14	Sep-10	https://ClinicalTrials.gov/show/NCT00579956		
15	15	null	https://ClinicalTrials.gov/show/NCT00545961		
16	16	Feb-17	https://ClinicalTrials.gov/show/NCT01431326		
17	17	Nov-17	https://ClinicalTrials.gov/show/NCT02475876		
18	18	Dec-20	https://ClinicalTrials.gov/show/NCT01420341		
19	19	Nov-16	https://ClinicalTrials.gov/show/NCT02266706		
20	20	Sep-12	https://ClinicalTrials.gov/show/NCT00867789		
21	21	Dec-16	https://ClinicalTrials.gov/show/NCT02879981		
22	22	Jun-15	https://ClinicalTrials.gov/show/NCT01269541		
23	23	Jan-18	https://ClinicalTrials.gov/show/NCT02276482		
24	24	Dec-18	https://ClinicalTrials.gov/show/NCT02663596		
25	25	Sep-17	https://ClinicalTrials.gov/show/NCT02555059		
26	26	Apr-17	https://ClinicalTrials.gov/show/NCT02297815		
27	27	Dec-14	https://ClinicalTrials.gov/show/NCT02224040		
28	28	Aug-22	https://ClinicalTrials.gov/show/NCT02775968		
29	29	Aug-19	https://ClinicalTrials.gov/show/NCT02687906		
30	30	Dec-19	https://ClinicalTrials.gov/show/NCT02783859		
31	31	Apr-17	https://ClinicalTrials.gov/show/NCT01994993		

	AC	AD	AE	AF	AG
1					
2					
3	32	Dec-17	https://ClinicalTrials.gov/show/NCT02258763		
4	33	May-17	https://ClinicalTrials.gov/show/NCT02688790		
5					
6	34	Dec-12	https://ClinicalTrials.gov/show/NCT00323219		
7	35	Feb-18	https://ClinicalTrials.gov/show/NCT02750761		
8					
9	36	Dec-17	https://ClinicalTrials.gov/show/NCT02466438		
10	37	Sep-17	https://ClinicalTrials.gov/show/NCT02260102		
11	38	Jun-16	https://ClinicalTrials.gov/show/NCT02694458		
12	39	Feb-17	https://ClinicalTrials.gov/show/NCT01540838		
13	40	null	https://ClinicalTrials.gov/show/NCT00368498		
14					
15	41	Dec-13	https://ClinicalTrials.gov/show/NCT01785641		
16	42	Sep-20	https://ClinicalTrials.gov/show/NCT02554383		
17	43	Mar-16	https://ClinicalTrials.gov/show/NCT01265173		
18	44	Jan-17	https://ClinicalTrials.gov/show/NCT02335905		
19					
20	45	Dec-19	https://ClinicalTrials.gov/show/NCT02922686		
21	46	Dec-20	https://ClinicalTrials.gov/show/NCT02848820		
22	47	Oct-17	https://ClinicalTrials.gov/show/NCT02475733		
23					
24	48	May-17	https://ClinicalTrials.gov/show/NCT02372461		
25	49	Aug-12	https://ClinicalTrials.gov/show/NCT01553006		
26	50	Mar-17	https://ClinicalTrials.gov/show/NCT02527681		
27					
28	51	Sep-17	https://ClinicalTrials.gov/show/NCT02210169		
29	52	Oct-17	https://ClinicalTrials.gov/show/NCT02497781		
30	53	Apr-18	https://ClinicalTrials.gov/show/NCT02814916		
31	54	Apr-17	https://ClinicalTrials.gov/show/NCT02210325		
32					
33	55	Nov-16	https://ClinicalTrials.gov/show/NCT02801370		
34	56	Aug-18	https://ClinicalTrials.gov/show/NCT02760420		
35	57	Aug-18	https://ClinicalTrials.gov/show/NCT02678195		
36	58	Dec-17	https://ClinicalTrials.gov/show/NCT02605122		
37					
38	59	Feb-17	https://ClinicalTrials.gov/show/NCT02570490		
39	60	Dec-16	https://ClinicalTrials.gov/show/NCT02443285		
40	61	Jan-17	https://ClinicalTrials.gov/show/NCT02334124		
41					
42	62	Feb-17	https://ClinicalTrials.gov/show/NCT02218372		

1
2
3
4
5
6
7
8
9
10
11
12
13
14
15
16
17
18
19
20
21
22
23
24
25
26
27
28
29
30
31
32
33
34
35
36
37
38
39
40
41
42
43
44
45
46
47

	AC	AD	AE	AF	AG
63	Jul-10	https://ClinicalTrials.gov/show/NCT01032499			
64	Feb-16	https://ClinicalTrials.gov/show/NCT02598362			
65	Mar-17	https://ClinicalTrials.gov/show/NCT02878031			
66	Dec-17	https://ClinicalTrials.gov/show/NCT02790996			
67	Oct-16	https://ClinicalTrials.gov/show/NCT02712307			
68	Oct-17	https://ClinicalTrials.gov/show/NCT02424734			
69	Dec-16	https://ClinicalTrials.gov/show/NCT02134301			
70	Aug-16	https://ClinicalTrials.gov/show/NCT02013141			
71	Jul-12	https://ClinicalTrials.gov/show/NCT01427842			
72	Jun-11	https://ClinicalTrials.gov/show/NCT01278017			
73	Feb-10	https://ClinicalTrials.gov/show/NCT00988026			
74	Jun-18	https://ClinicalTrials.gov/show/NCT02288234			
75	null	https://ClinicalTrials.gov/show/NCT01304459			
76	Dec-16	https://ClinicalTrials.gov/show/NCT01173575			
77	Dec-19	https://clinicaltrials.gov/ct2/show/NCT01778634			