

Bile acid TUDCA improves insulin clearance by increasing the expression of insulin-degrading enzyme in the liver of obese mice

Jean Franciesco Vettorazzi^a, Mirian Ayumi Kurauti^a, Gabriela Moreira Soares, Patricia Cristine Borck, Sandra Mara Ferreira, Renato Chaves Souto Branco, Luciana de Souza Lima Michelone, Antonio Carlos Boschero, Jose Maria Costa Junior* & Everardo Magalhães Carneiro*#

Department of Structural and Functional Biology, Institute of Biology, University of Campinas (UNICAMP), 13083-970
Campinas, SP, Brazil

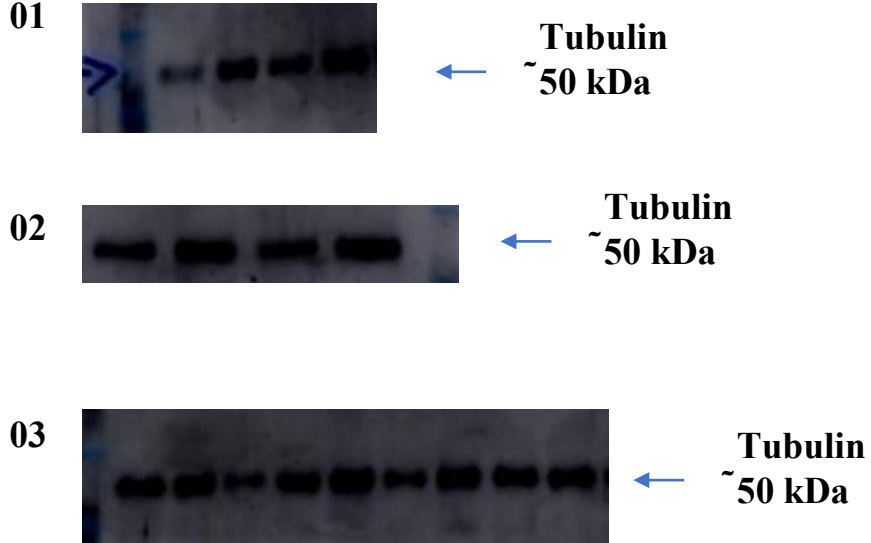

^a These authors contributed equally to this study

* These authors contributed equally to the conception and supervision of this study

Full unedited gel from Figure 03

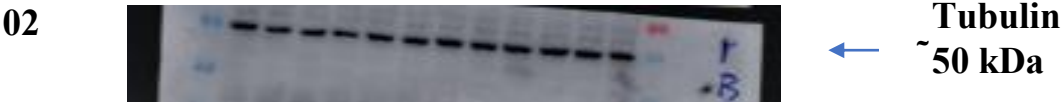


Groups: CON, CON + TUDCA, HFD, HFD + TUDCA (Membrane 01 and 02)

CON, HFD, HF + TUDCA (Membrane 03)





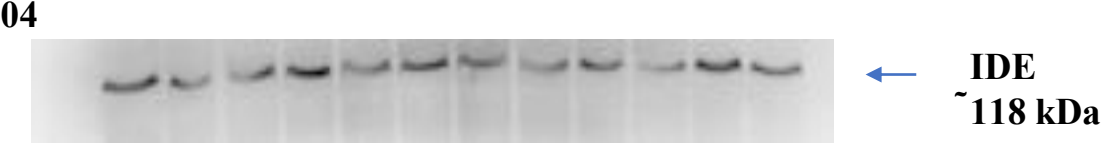
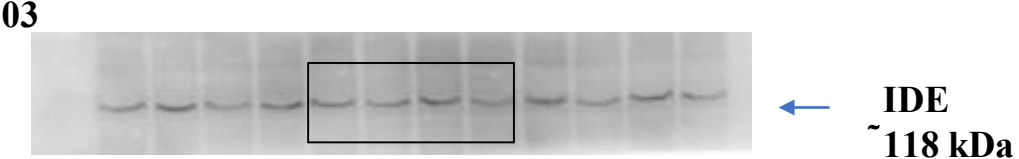

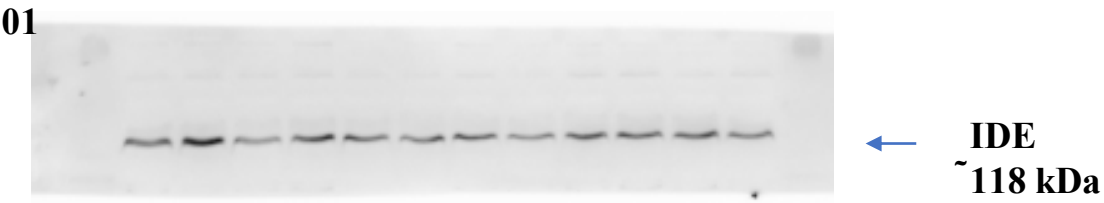
Full unedited gel from Figure 04A

Groups: CON, T50, T100, T200



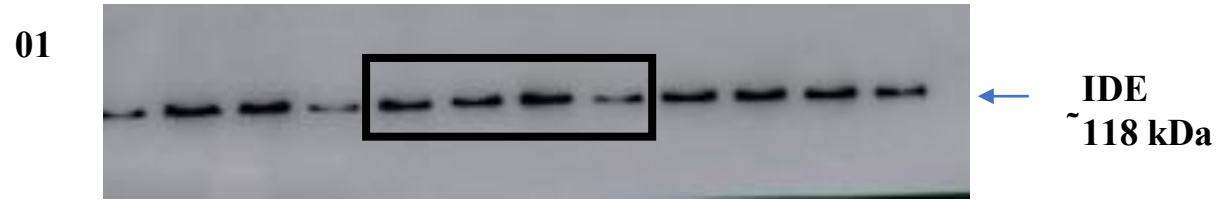
Full unedited gel from Figure 04B

Groups: CON, CON + JTE-013, TUDCA, TUDCA + JTE-013



Full unedited gel from Figure 04C

Groups: CON, CON + S961, TUDCA, TUDCA + S961



Full unedited gel from Figure 04D

Groups: CON, CON + MK2206, CON + Wortmannin, TUDCA, TUDCA + MK2206, TUDCA + Wortmannin

Full unedited gel from Figure 04D

