

date: Fri Jul 28 04:46:41 2017

build: hg19

display range: chr4:74258277–74458277 [74258277–74458277]

hilite range: 0 – 0 [0 – 0]

reference SNP: chr4:74358277

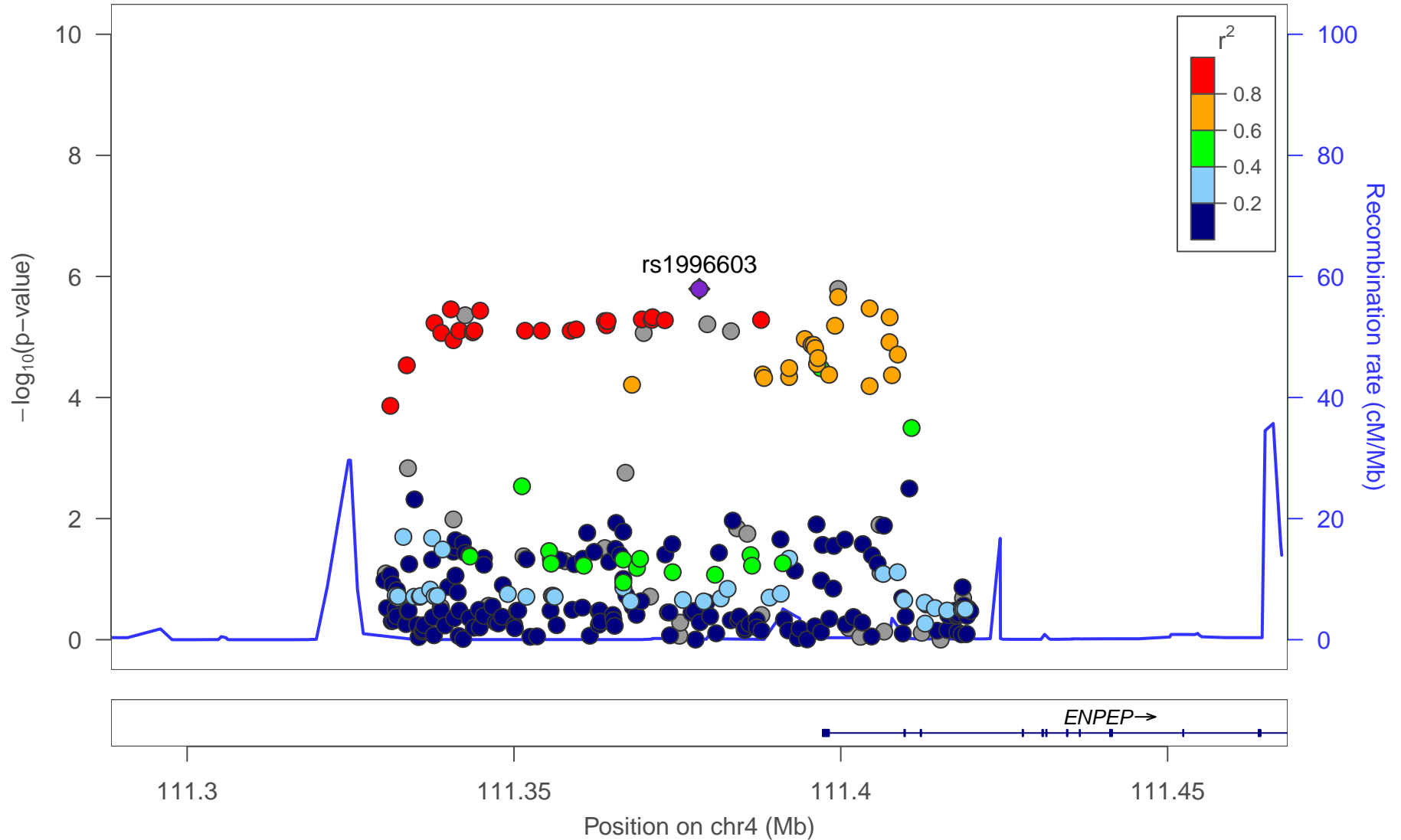
number of SNPs plotted: 217

min P.value: 3.68E–7 [chr4:74358277]

max P.value: 9.98E–1 [chr4:74345293]

rs1996603

Plotted SNPs



date: Fri Jul 28 02:27:45 2017

build: hg19

display range: chr4:111288362–111468362 [111288362–111468362]

hilite range: 0 – 0 [0 – 0]

reference SNP: chr4:111378362

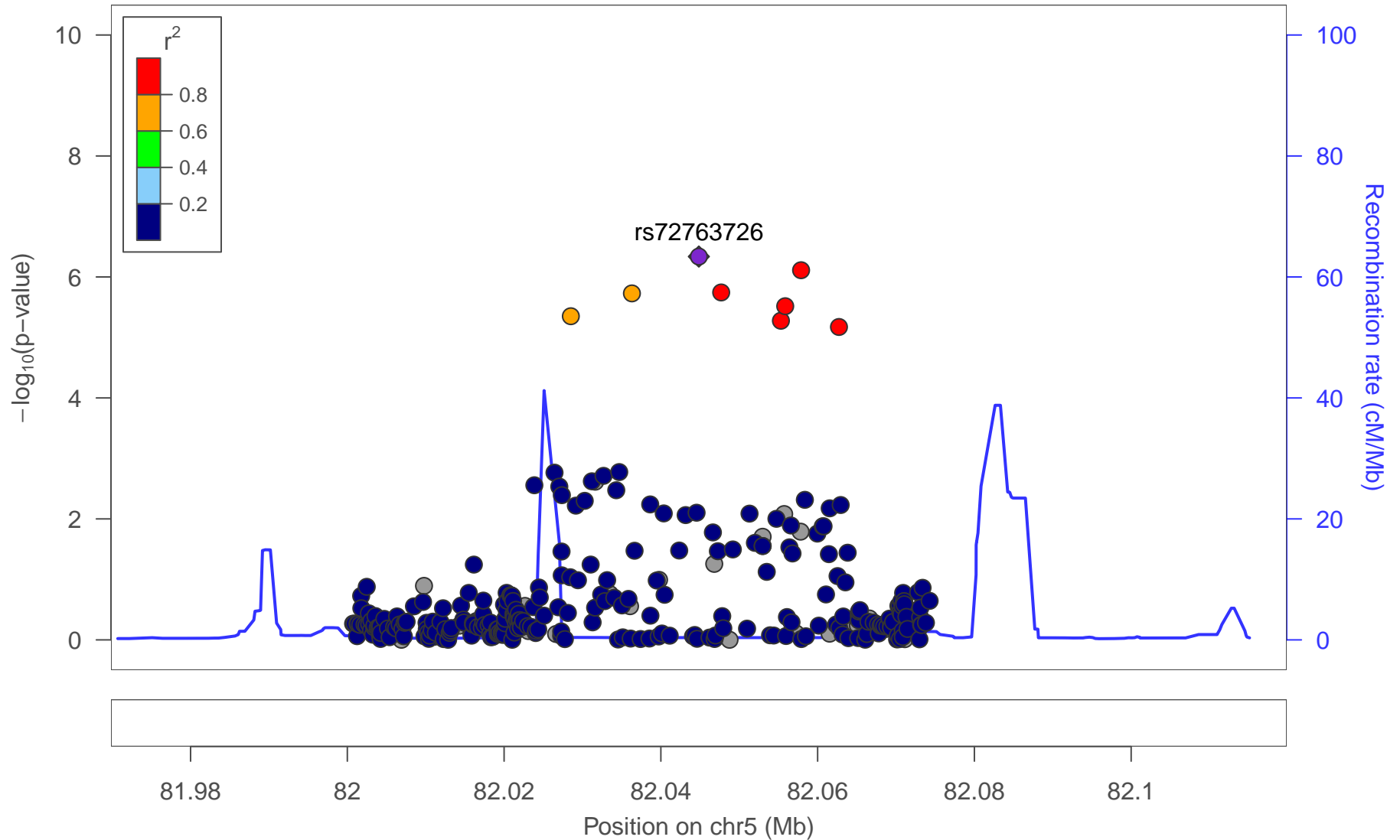
number of SNPs plotted: 281

min P.value: 1.61E–6 [chr4:111378362]

max P.value: 9.96E–1 [chr4:111415274]

rs72763726

Plotted SNPs



date: Fri Jul 28 04:51:17 2017

build: hg19

display range: chr5:81969846–82119846 [81969846–82119846]

hilite range: 0 – 0 [0 – 0]

reference SNP: chr5:82044846

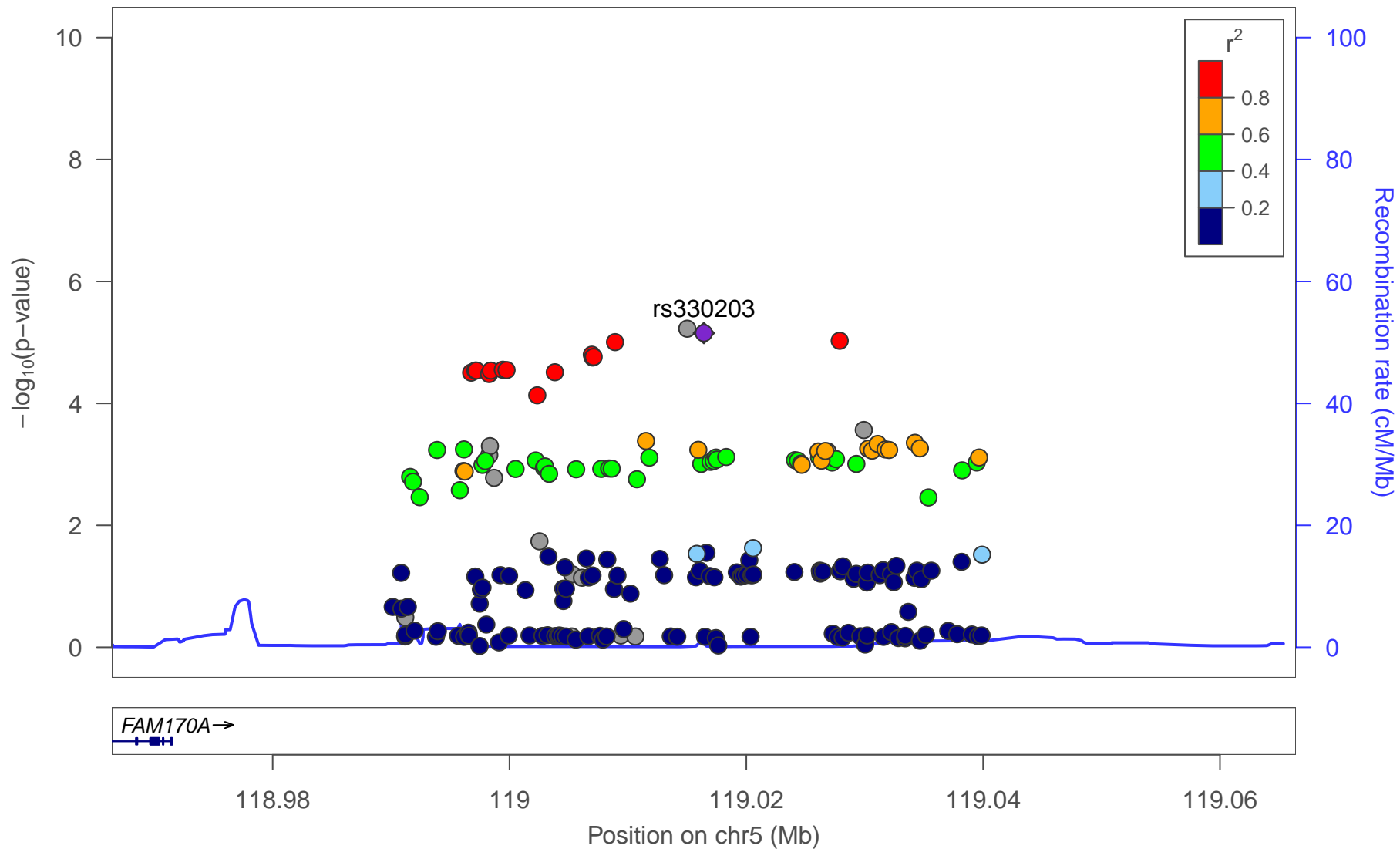
number of SNPs plotted: 296

min P.value: 4.6E–7 [chr5:82044846]

max P.value: 9.96E–1 [chr5:82012854]

rs330203

Plotted SNPs



date: Fri Jul 28 01:03:38 2017

build: hg19

display range: chr5:118966414–119066414 [118966414–119066414]

hilite range: 0 – 0 [0 – 0]

reference SNP: chr5:119016414

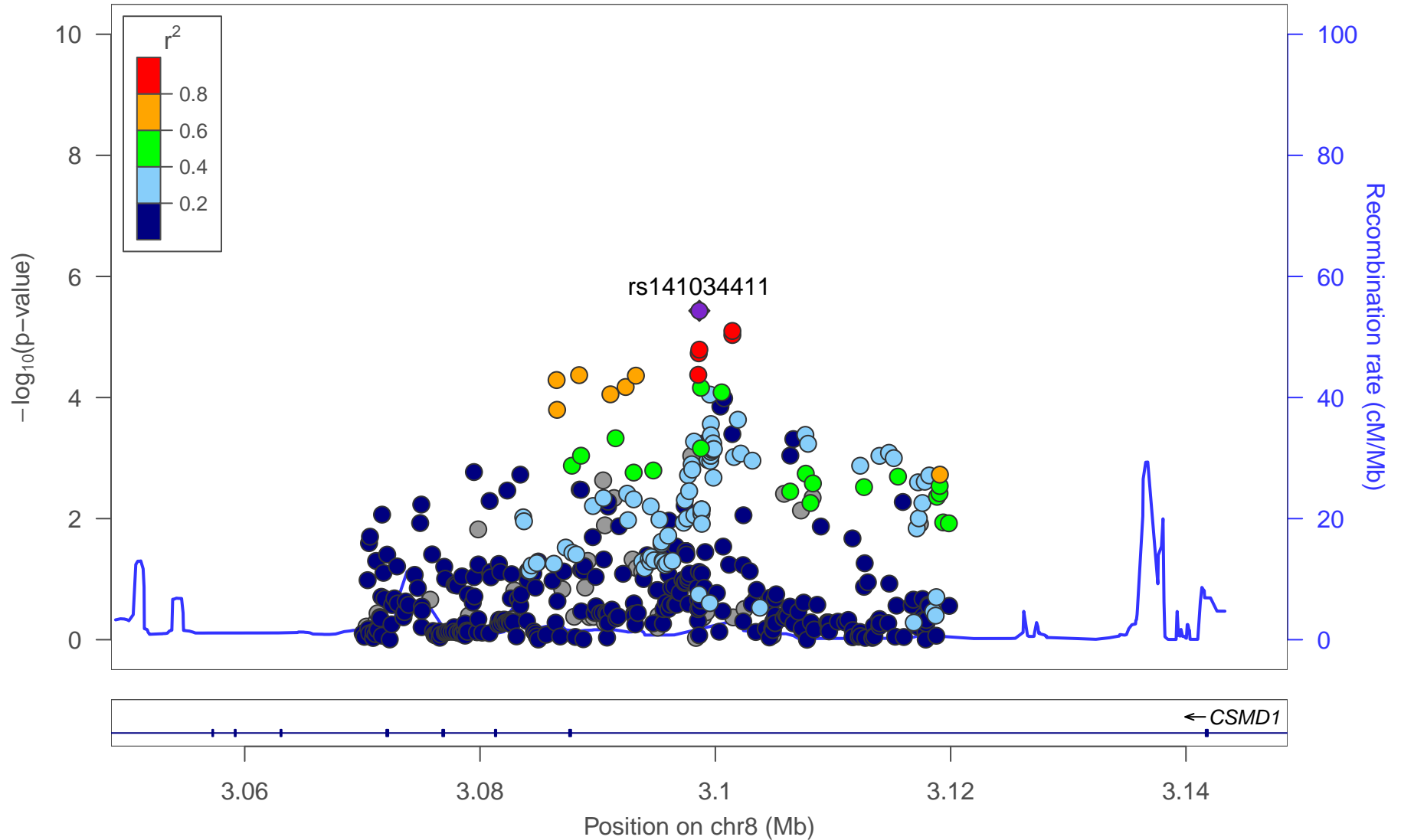
number of SNPs plotted: 198

min P.value: 5.94E–6 [chr5:119015012]

max P.value: 9.51E–1 [chr5:118997478]

rs141034411

Plotted SNPs



date: Fri Jul 28 04:58:58 2017

build: hg19

display range: chr8:3048640–3148640 [3048640–3148640]

hilite range: 0 – 0 [0 – 0]

reference SNP: chr8:3098640

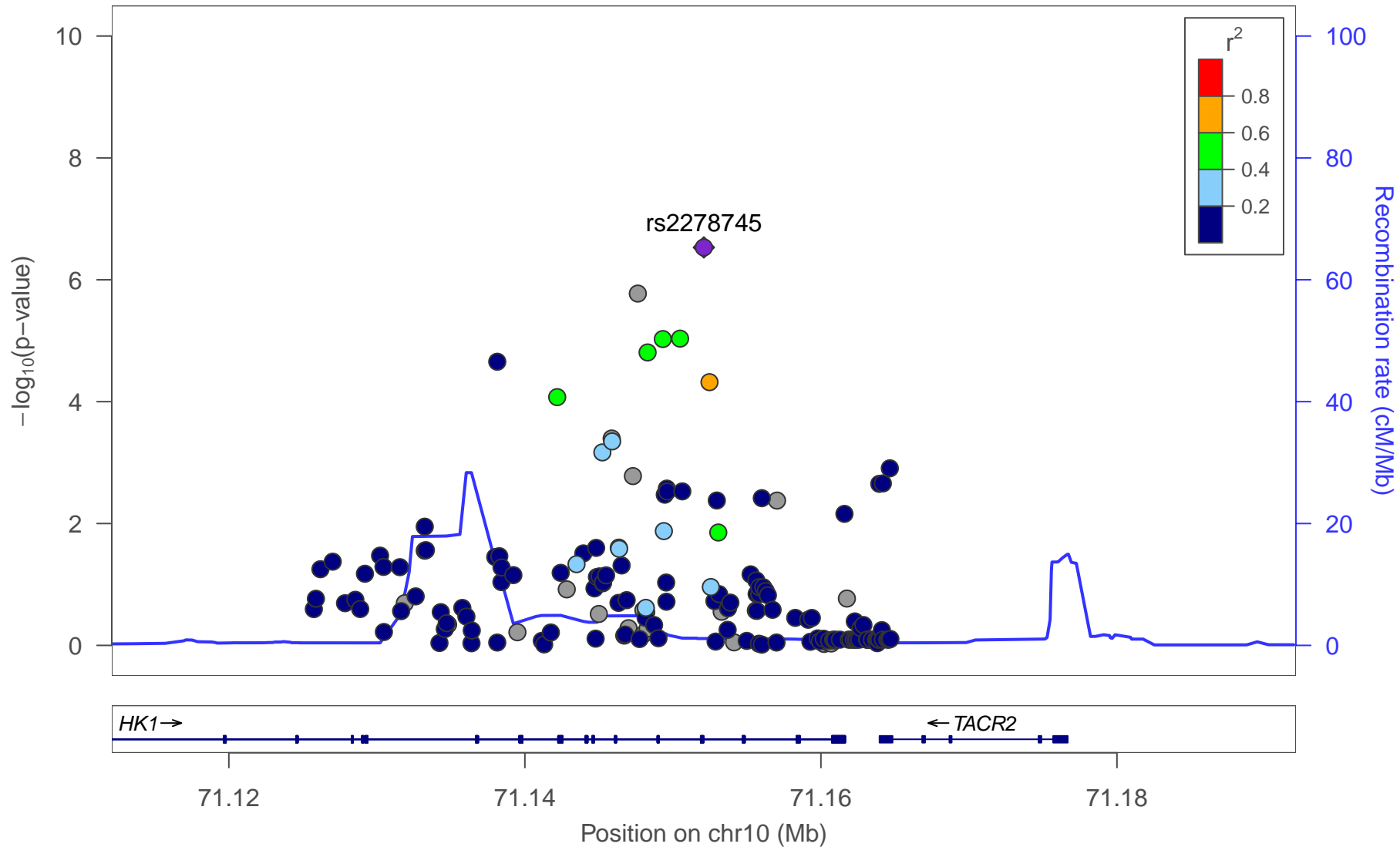
number of SNPs plotted: 459

min P.value: 3.69E–6 [chr8:3098640]

max P.value: 9.98E–1 [chr8:3107789]

rs2278745

Plotted SNPs



date: Fri Jul 28 04:43:08 2017

build: hg19

display range: chr10:71112091–71192091 [71112091–71192091]

hilite range: 0 – 0 [0 – 0]

reference SNP: chr10:71152091

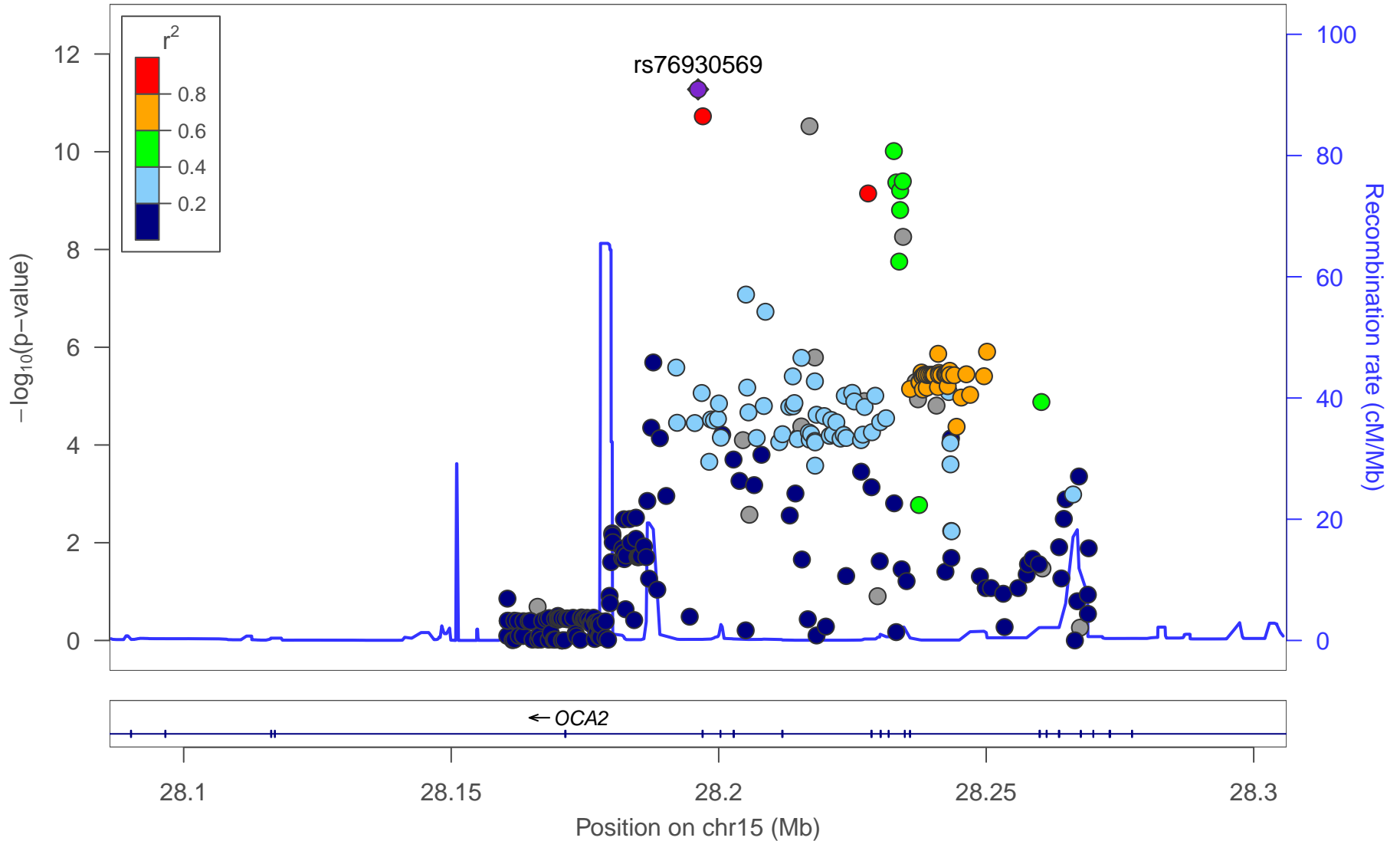
number of SNPs plotted: 162

min P.value: 2.95E–7 [chr10:71152091]

max P.value: 9.7E–1 [chr10:71156005]

rs76930569

Plotted SNPs



date: Fri Jul 28 04:55:42 2017

build: hg19

display range: chr15:28086145–28306145 [28086145–28306145]

hilite range: 0 – 0 [0 – 0]

reference SNP: chr15:28196145

number of SNPs plotted: 268

min P.value: 5.3E–12 [chr15:28196145]

max P.value: 10E–1 [chr15:28170694]