Supplemental Figure 4

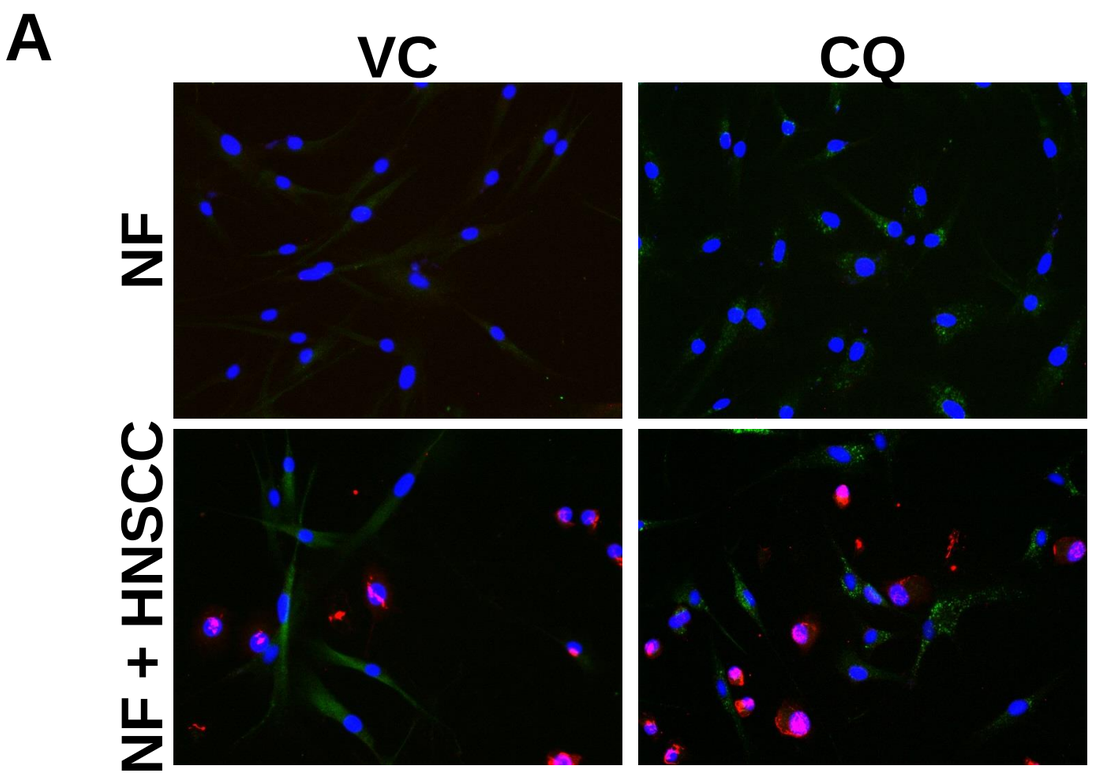

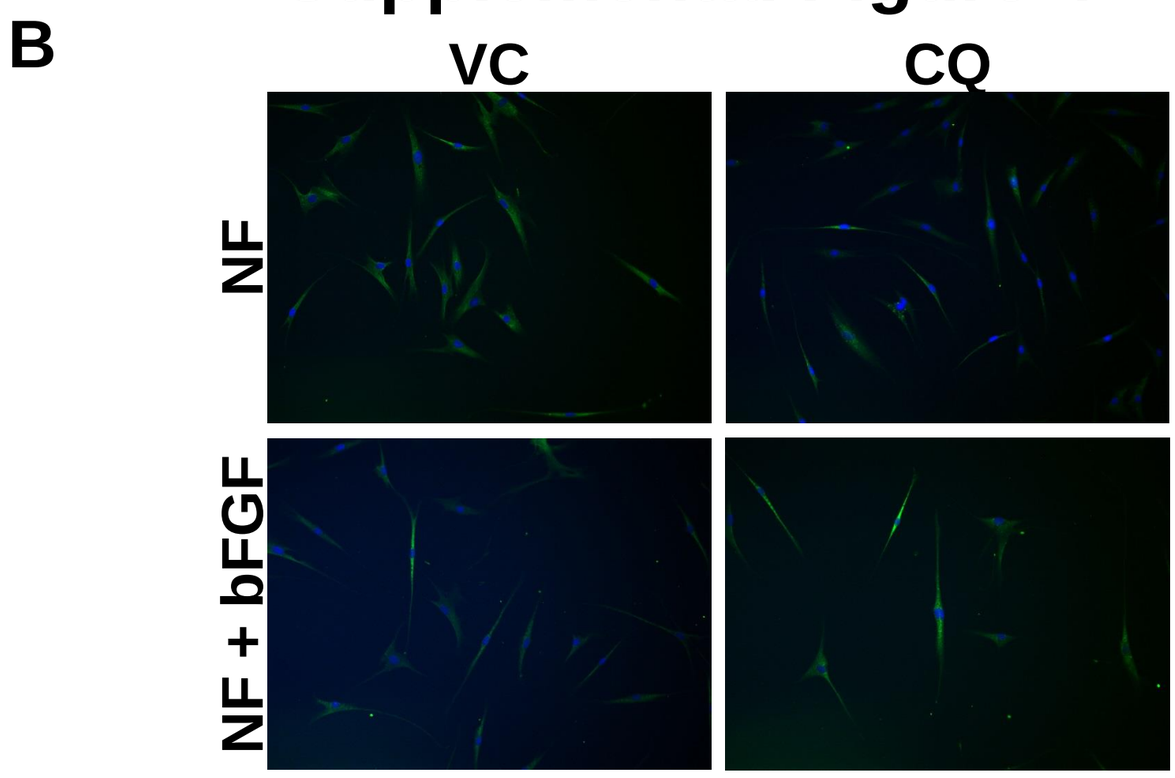

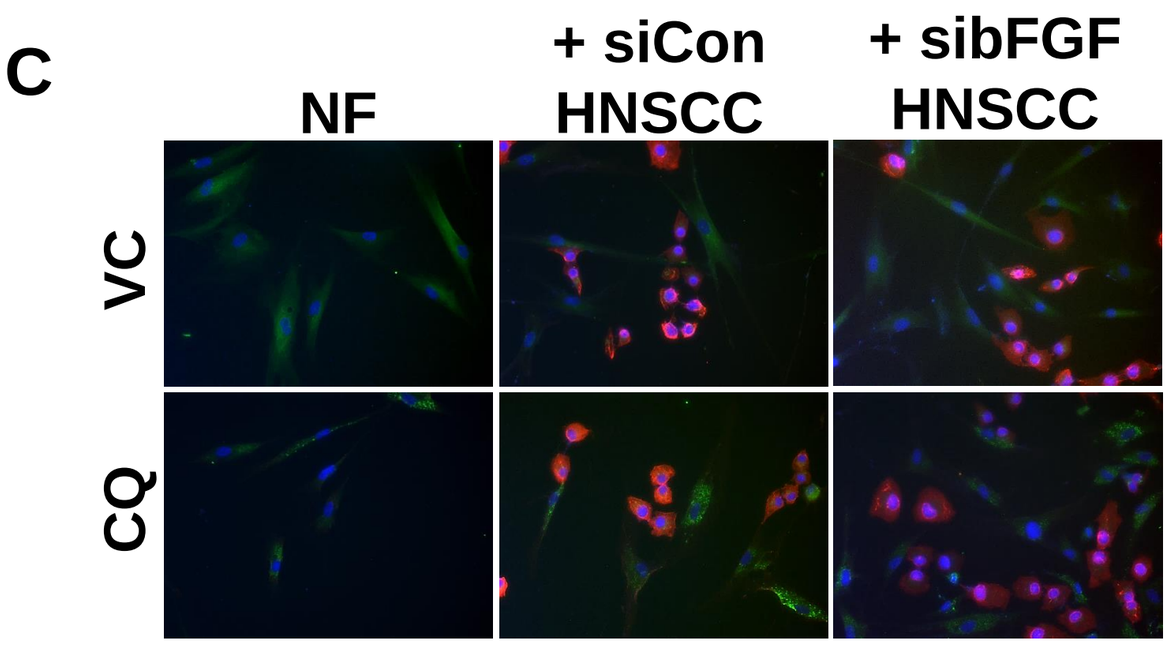

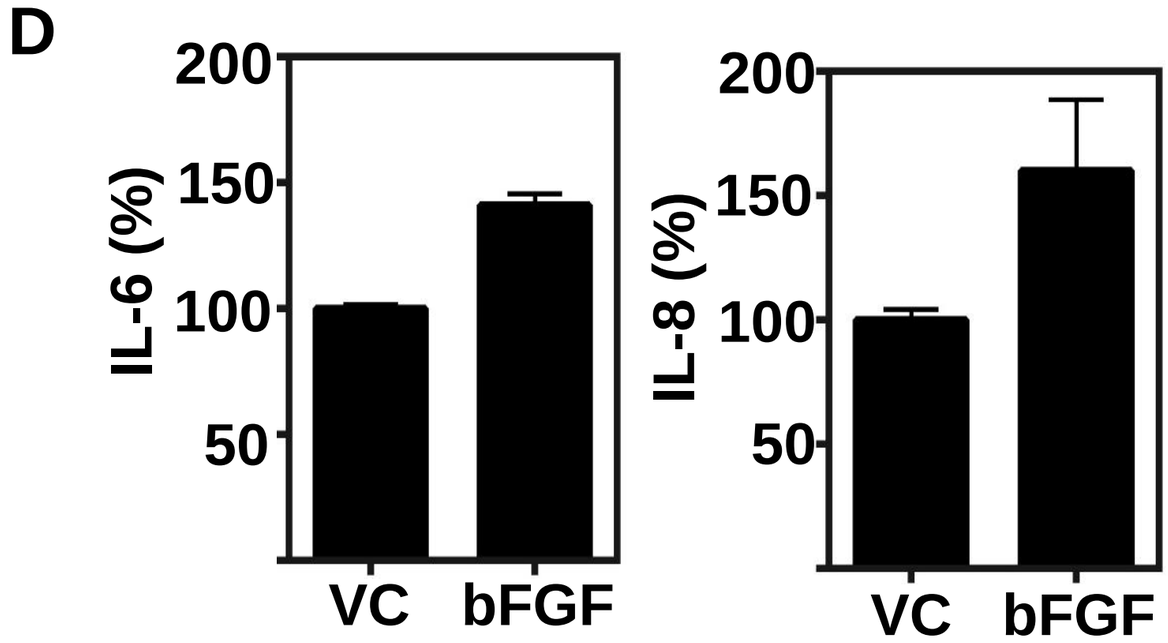

E

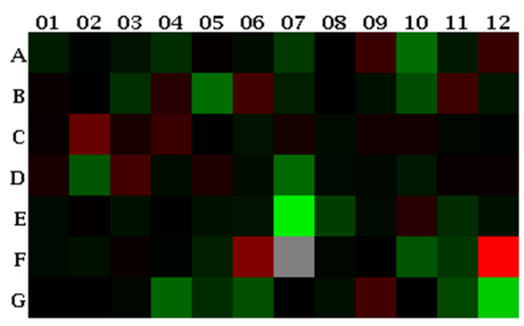
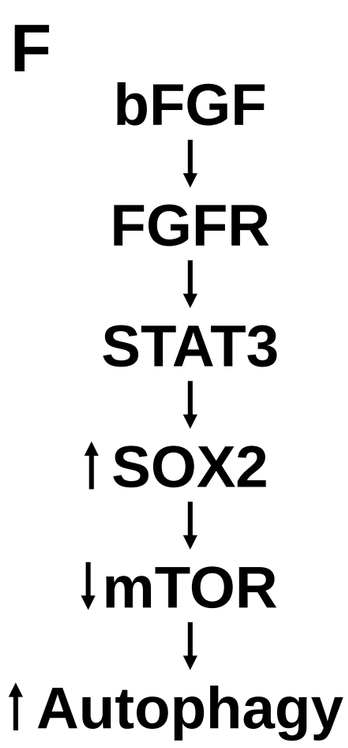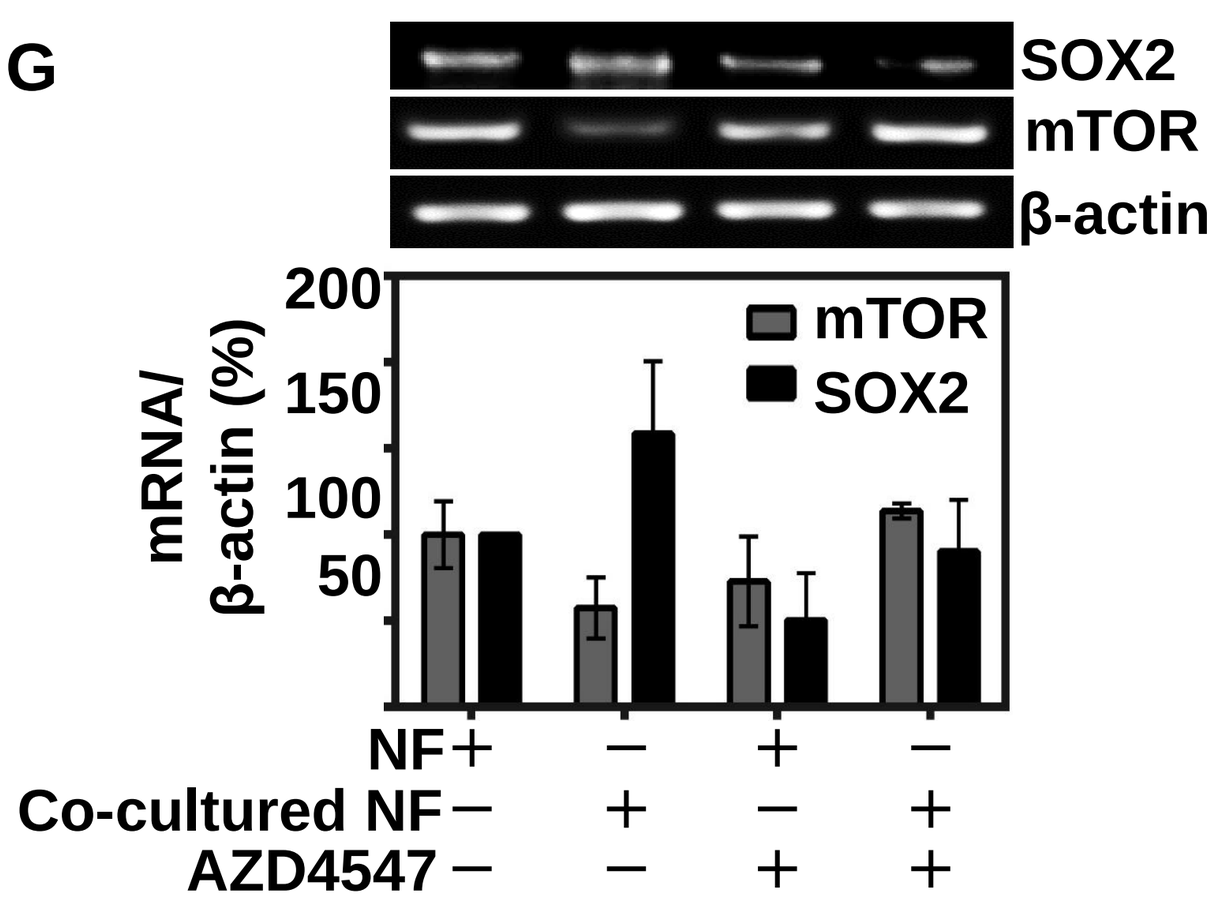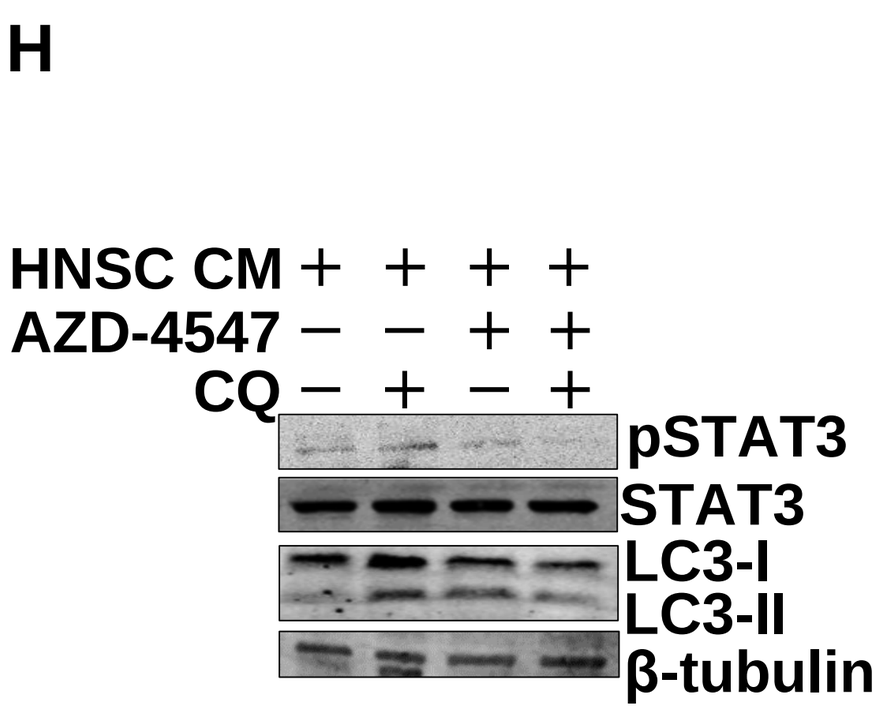
Layout	01	02	03	04	05	06	07	08	09	10	11	12
A	ABCB5 **-7.76**	ABCG2 **-1.29**	ALCAM **-3.88**	ALDH1A1 **-33.22**	ATM **1.44**	ATXN1 **-2.48**	AXL **-80.96**	BMI1 **1.09**	BMP7 **75.24**	CD24 **3.6×10^{3}**	CD34 **-6.07**	CD38 **62.59**
B	CD44 **2.04**	CHEK1 **1.06**	DACH1 **-36.35**	DDR1 **16.33**	DKK1 **3.7×10^{3}**	DLL1 **132.77**	DLL4 **-9.71**	DNMT1 **-1.06**	EGF **-3.31**	ENG **-344.44**	EPCAM **108.92**	ERBB2 **-5.12**
C	ETFA **1.69**	FGFR2 **2.0×10^{3}**	FLOT2 **6.06**	FOXA2 **78.89**	FOXP1 **-1.14**	FZD7 **-3.69**	GATA3 **5.13**	GSK3B **-2.40**	HDAC1 **3.86**	ID1 **3.90**	IKBKB **-1.46**	CXCL8 **-1.35**
D	ITGA2 **6.97**	ITGA4 **-595.45**	ITGA6 **161.94**	ITGB1 **-2.28**	JAG1 **11.83**	JAK2 **-2.5**	KIT **-2.7×10^{3}**	KITLG **-2.06**	KLF17 **-1.85**	KLF4 **-6.35**	LATS1 **1.76**	LIN28A **1.93**
E	LIN28B **-2.02**	MAML1 **1.44**	MERTK **-3.29**	MS4A1 **1.14**	MUC1 **-3.31**	MYC **-3.61**	MYCN **-6.5×10^{-7}**	NANOG **-104.24**	NFKB1 **-1.98**	NOS2 **16.97**	NOTCH1 **-26.36**	NOTCH2 **-3.38**
F	PECAM1 **-2.02**	PLAT **-3.18**	PLAUR **2.00**	POU5FI **-1.28**	PROM1 **-10.95**	PTCH1 **1.8×10^{4}**	PTPRC **1.36**	SAV1 **-1.90**	SIRT1 **-1.05**	SMO **-507.01**	SNAI1 **-56.66**	SOX2 **2.0×10^{8}**
G	STAT3 **1.11**	TAZ **1.19**	TGFBR1 **-1.46**	THY1 **-2.2×10^{-3}**	TWIST1 **-31.93**	TWIST2 **-387.64**	WEE1 **-1.11**	WNT1 **-3.09**	WWC1 **148.85**	YAP1 **-1.22**	ZEB1 **-208.76**	ZEB2 **-3.9×10^{-6}**