

SUPPLEMENTAL MATERIAL

Yu et al., <https://doi.org/10.1084/jem.20170180>

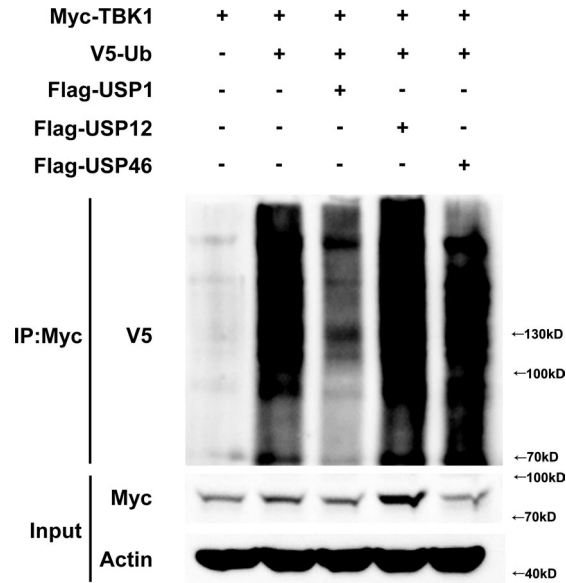


Figure S1. **USP12 and USP46 had no effects on TBK1 ubiquitination.** Western blot analysis of lysates from HEK293T cells transfected with V5-Ub, HA-TBK1 and USP1, USP12, or USP46, followed by immunoprecipitation with anti-HA and probed with anti-V5. This experiment was repeated twice with similar results.

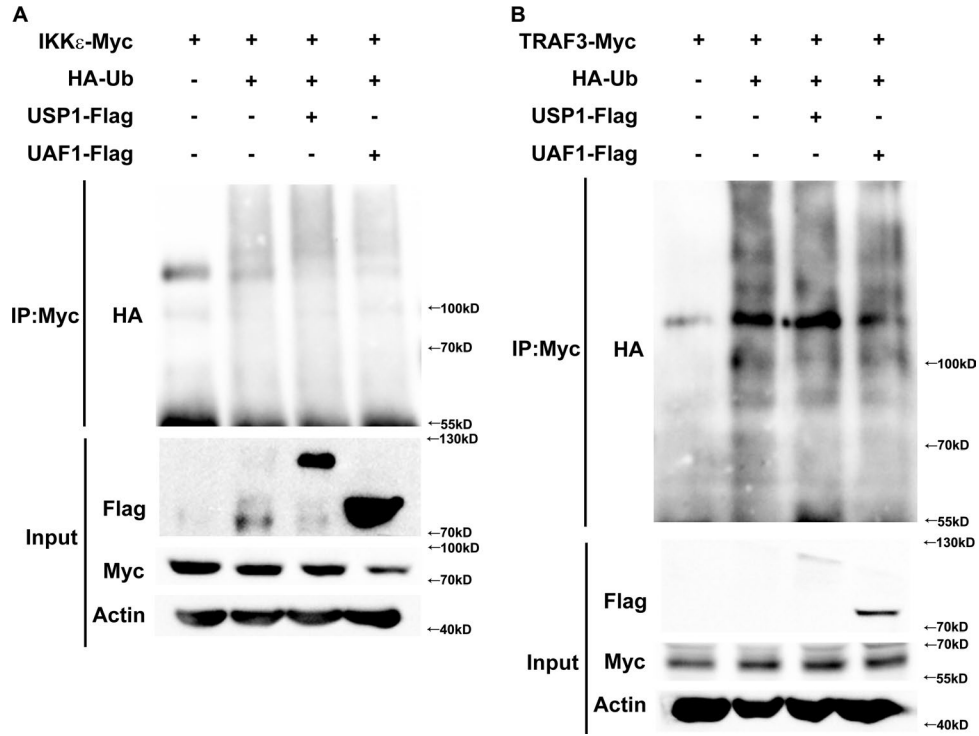


Figure S2. **USP1 and UAF1 had no effects on the ubiquitination of IKK- ϵ and TRAF3.** (A and B) Western blot analysis of lysates from HEK293T cells transfected with HA-Ub, Myc-IKK- ϵ (A) or TRAF3 (B), along with USP1 or UAF1, followed by immunoprecipitation with anti-Myc and probed with anti-HA. This experiment was repeated twice with similar results.

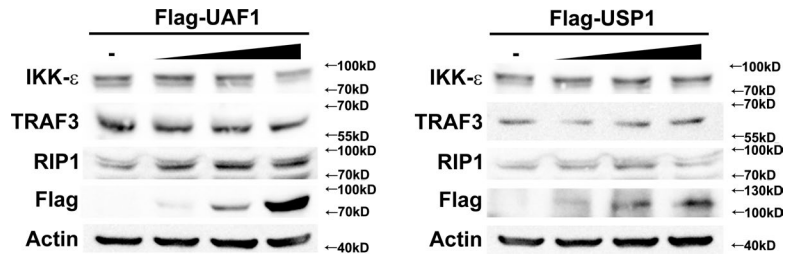


Figure S3. **USP1 and UAF1 had no effects on the expression of IKK- ϵ and TRAF3.** Western blot analysis of the expression of IKK- ϵ , TRAF3, and RIP1 in extracts from HEK293T cells transfected with increasing amounts of USP1 or UAF1 expression plasmid. This experiment was repeated twice with similar results.