


Figure S1: Thumbnail images of *CH-42* VIGS in different *Arabidopsis* accessions. Most of the accessions are paired with a Col-0 plant (right) inoculated at the same time. Table S1 provides additional information.




* both the accession and Col-0 were inoculated with a GFP vector to assess symptoms

** plant on the right is the same accession planted at the same time but not inoculated




* both the accession and Col-0 were inoculated with a GFP vector to assess symptoms
 ** plant on the right is the same accession planted at the same time but not inoculated



* both the accession and Col-0 were inoculated with a GFP vector to assess symptoms

** plant on the right is the same accession planted at the same time but not inoculated



* both the accession and Col-0 were inoculated with a GFP vector to assess symptoms

** plant on the right is the same accession planted at the same time but not inoculated