

**Online Supplements Appendix A:**  
**Contrast of those included versus those excluded from the current sample**

## ONLINE SUPPLEMENTS APPENDICES: AGE VARIABILITY IN AUD DESISTANCE

2

Online Supplements Table A1

Comparing NESARC participants included in current-study analyses versus those excluded from current-study analyses: Overall differences and differences tested separately for our three exclusion criteria

	All three exclusion criteria combined			The three exclusion criteria analyzed separately								
				Exclusion due to non-retention at Wave 2			Exclusion due to missing variables			Exclusion due to age >55		
	Means		<i>t</i> -test of mean differences	Means		<i>t</i> -test of mean differences	Means		<i>t</i> -test of mean differences	Means		<i>t</i> -test of mean differences
	Included (n=22794)	Excluded (n=20299)		Included (n=22794)	Excluded (n=8440)		Included (n=22794)	Excluded (n=207)		Included (n=22794)	Excluded (n=11652)	
Sex (0=male, 1=female)	0.570	0.570	<i>t</i> (43091) = 0.001 ( <i>p</i> =0.999)	0.570	0.531	<i>t</i> (31232) = 6.132 ( <i>p</i> =0.000)	0.570	0.458	<i>t</i> (22999) = 3.221 ( <i>p</i> =0.001)	0.570	0.600	<i>t</i> (34444) = -5.348 ( <i>p</i> =0.000)
W1 Age	35.700	58.383	<i>t</i> (43091) = -165.835 ( <i>p</i> =0.000)	35.700	48.099	<i>t</i> (31232) = -70.960 ( <i>p</i> =0.000)	35.700	47.797	<i>t</i> (22999) = -17.619 ( <i>p</i> =0.000)	35.700	66.021	<i>t</i> (34444) = -272.269 ( <i>p</i> =0.000)
W2 Age	38.759	68.848	<i>t</i> (34651) = -271.814 ( <i>p</i> =0.000)	38.759	--	--	38.759	50.937	<i>t</i> (22999) = -17.844 ( <i>p</i> =0.000)	38.759	69.167	<i>t</i> (34444) = -277.580 ( <i>p</i> =0.000)
W1 Drinking Frequency	3.463	2.758	<i>t</i> (42886) = 22.482 ( <i>p</i> =0.000)	3.463	2.850	<i>t</i> (31150) = 15.101 ( <i>p</i> =0.000)	3.463	5.5	<i>t</i> (22862) = -6.286 ( <i>p</i> =0.000)	3.463	2.670	<i>t</i> (34410) = 21.593 ( <i>p</i> =0.000)
W2 Drinking Frequency	3.624	2.694	<i>t</i> (34630) = 25.308 ( <i>p</i> =0.000)	3.624	--	--	3.624	4.75	<i>t</i> (22979) = -4.904 ( <i>p</i> =0.000)	3.624	2.661	<i>t</i> (34442) = 26.099 ( <i>p</i> =0.000)
W1 Typical Drinking Quantity	1.896	1.175	<i>t</i> (42853) = 33.743 ( <i>p</i> =0.000)	1.896	1.506	<i>t</i> (31107) = 12.577 ( <i>p</i> =0.000)	1.896	1.772	<i>t</i> (22849) = 0.531 ( <i>p</i> =0.595)	1.896	0.932	<i>t</i> (34375) = 39.191 ( <i>p</i> =0.000)
W2 Typical Drinking Quantity	1.900	0.903	<i>t</i> (34623) = 44.482 ( <i>p</i> =0.000)	1.900	--	--	1.900	2.030	<i>t</i> (22974) = -0.813 ( <i>p</i> =0.416)	1.900	0.884	<i>t</i> (34424) = 45.125 ( <i>p</i> =0.000)
W1 Binge Drinking Frequency	1.076	0.559	<i>t</i> (42927) = 25.689 ( <i>p</i> =0.000)	1.076	0.874	<i>t</i> (31160) = 6.947 ( <i>p</i> =0.000)	1.076	0.491	<i>t</i> (22899) = 2.811 ( <i>p</i> =0.005)	1.076	0.332	<i>t</i> (34422) = 31.980 ( <i>p</i> =0.000)
W2 Binge Drinking Frequency	1.151	0.353	<i>t</i> (34608) = 34.420 ( <i>p</i> =0.000)	1.151	--	--	1.151	1.068	<i>t</i> (22958) = 0.471 ( <i>p</i> =0.637)	1.151	0.343	<i>t</i> (34434) = 34.748 ( <i>p</i> =0.000)
W1 DSM-5 AUD Symptom Count	0.504	0.221	<i>t</i> (43091) = 26.153 ( <i>p</i> =0.000)	0.504	0.369	<i>t</i> (31232) = 8.328 ( <i>p</i> =0.000)	0.504	0.101	<i>t</i> (22999) = 4.449 ( <i>p</i> =0.000)	0.504	0.115	<i>t</i> (34444) = 30.844 ( <i>p</i> =0.000)
W2 DSM-5 AUD Symptom Count	0.560	0.149	<i>t</i> (34651) = 31.424 ( <i>p</i> =0.000)	0.560	--	--	0.560	0.439	<i>t</i> (22999) = 1.291 ( <i>p</i> =0.197)	0.560	0.144	<i>t</i> (34444) = 31.687 ( <i>p</i> =0.000)

Online Supplements Table A2

*Within-age-group comparisons on drinking-related variables between NESARC participants included in current-study analyses versus those excluded from current-study analyses.*

	All three exclusion criteria combined			
	Means		Mean difference	<i>t</i> -test of mean difference
	Included	Excluded		
<b>W1 Drinking Frequency</b>				
Ages 20-24	3.118	3.034	-0.084	<i>t</i> (3651) = 0.712 ( <i>p</i> =0.476)
Ages 25-29	3.605	3.498	-0.107	<i>t</i> (4201) = 0.960 ( <i>p</i> =0.337)
Ages 30-34	3.546	3.302	-0.244	<i>t</i> (5046) = 2.255 ( <i>p</i> =0.024)
Ages 35-39	3.493	3.497	0.004	<i>t</i> (7388) = -0.042 ( <i>p</i> =0.966)
Ages 40-47	3.467	3.214	-0.253	<i>t</i> (9231) = 3.310 ( <i>p</i> =0.001)
Ages 48-55	0.833	2.972	2.139	<i>t</i> (5634) = -1.521 ( <i>p</i> =0.128)
Ages 56-69	0.000	2.453	2.453	<i>t</i> (3837) = -1.250 ( <i>p</i> =0.212)
Ages 70+	0.000	1.811	1.811	<i>t</i> (3884) = -1.293 ( <i>p</i> =0.196)
<b>W1 Typical Drinking Quantity</b>				
Ages 20-24	2.464	2.208	-0.256	<i>t</i> (3639) = 2.038 ( <i>p</i> =0.042)
Ages 25-29	2.242	2.375	0.133	<i>t</i> (4196) = -1.351 ( <i>p</i> =0.177)
Ages 30-34	1.957	1.895	-0.061	<i>t</i> (5042) = 0.768 ( <i>p</i> =0.443)
Ages 35-39	1.780	1.925	0.144	<i>t</i> (7392) = -2.151 ( <i>p</i> =0.032)
Ages 40-47	1.559	1.426	-0.133	<i>t</i> (9220) = 2.597 ( <i>p</i> =0.009)
Ages 48-55	0.500	1.144	0.644	<i>t</i> (5626) = -0.902 ( <i>p</i> =0.367)
Ages 56-69	0.000	0.772	0.772	<i>t</i> (3834) = -1.148 ( <i>p</i> =0.251)
Ages 70+	0.000	0.494	0.494	<i>t</i> (3890) = -1.229 ( <i>p</i> =0.219)
<b>W1 Binge Drinking Frequency</b>				
Ages 20-24	1.582	1.481	-0.101	<i>t</i> (3652) = 0.977 ( <i>p</i> =0.329)
Ages 25-29	1.432	1.506	0.075	<i>t</i> (4202) = -0.788 ( <i>p</i> =0.430)
Ages 30-34	1.117	1.097	-0.020	<i>t</i> (5055) = 0.251 ( <i>p</i> =0.802)
Ages 35-39	0.937	1.165	0.228	<i>t</i> (7399) = -3.366 ( <i>p</i> =0.001)
Ages 40-47	0.791	0.759	-0.033	<i>t</i> (9245) = 0.684 ( <i>p</i> =0.494)
Ages 48-55	0.000	0.490	0.490	<i>t</i> (5629) = -0.699 ( <i>p</i> =0.485)
Ages 56-69	0.000	0.222	0.222	<i>t</i> (3840) = -0.321 ( <i>p</i> =0.749)
Ages 70+	0.000	0.078	0.078	<i>t</i> (3891) = -0.242 ( <i>p</i> =0.808)
<b>W1 DSM-5 AUD Symptom Count</b>				
Ages 20-24	0.924	0.883	-0.041	<i>t</i> (3663) = 0.594 ( <i>p</i> =0.552)
Ages 25-29	0.700	0.672	-0.028	<i>t</i> (4222) = 0.511 ( <i>p</i> =0.610)
Ages 30-34	0.477	0.408	-0.068	<i>t</i> (5067) = 1.615 ( <i>p</i> =0.106)
Ages 35-39	0.402	0.457	0.056	<i>t</i> (7433) = -1.581 ( <i>p</i> =0.114)
Ages 40-47	0.342	0.271	-0.071	<i>t</i> (9278) = 2.985 ( <i>p</i> =0.003)
Ages 48-55	0.000	0.159	0.159	<i>t</i> (5661) = -0.582 ( <i>p</i> =0.560)
Ages 56-69	0.000	0.079	0.079	<i>t</i> (3851) = -0.298 ( <i>p</i> =0.766)
Ages 70+	0.000	0.027	0.027	<i>t</i> (3902) = -0.260 ( <i>p</i> =0.795)

## ONLINE SUPPLEMENTS APPENDICES: AGE VARIABILITY IN AUD DESISTANCE

4

Online Supplements Table A3

Frequencies of drinking statuses at Waves 1 and 2: Frequencies (a) for each of the current study's six age groups, (b) for the current study's overall sample, (c) for groups of NESARC participants excluded from analyses, and (d) for the total NESARC sample combining those included and excluded from analyses

Wave 1 Drinking statuses								
	Abstainer/Low-Risk Drinker	Sub-Diagnostic Risky Drinker	Mild AUD (2-3 symptoms)	Moderate AUD (4-5 symptoms)	Severe AUD (6+ symptoms)	Total non-missing	Total missing	Total non-missing and missing
Age groups used in analyses								
Ages 20-24	1282 (59.0%)	438 (20.1%)	248 (11.4%)	111 (5.1%)	95 (4.4%)	2174 (100.0%)	0 (0%)	2174 (100.0%)
Ages 25-29	1489 (54.8%)	730 (26.9%)	292 (10.7%)	123 (4.5%)	83 (3.1%)	2717 (100.0%)	0 (0%)	2717 (100.0%)
Ages 30-34	1883 (60.7%)	816 (26.3%)	267 (8.6%)	88 (2.8%)	46 (1.5%)	3100 (100.0%)	0 (0%)	3100 (100.0%)
Ages 35-39	2227 (63.9%)	899 (25.8%)	251 (7.2%)	72 (2.1%)	38 (1.1%)	3487 (100.0%)	0 (0%)	3487 (100.0%)
Ages 40-47	4182 (68.8%)	1364 (22.4%)	368 (6.1%)	96 (1.6%)	66 (1.1%)	6076 (100.0%)	0 (0%)	6076 (100.0%)
Ages 48-55	3854 (73.5%)	1005 (19.2%)	255 (4.9%)	64 (1.2%)	62 (1.2%)	5240 (100.0%)	0 (0%)	5240 (100.0%)
<b>Combined current sample</b>	<b>14917 (65.4%)</b>	<b>5252 (23.0%)</b>	<b>1681 (7.4%)</b>	<b>554 (2.4%)</b>	<b>390 (1.7%)</b>	<b>22794 (100.0%)</b>	<b>0 (0%)</b>	<b>22794 (100.0%)</b>
Groups excluded from analyses								
Not retained at Wave 2	6252 (74.1%)	1420 (16.8%)	411 (4.9%)	167 (2.0%)	112 (1.3%)	8362 (99.1%)	78 (0.9%)	8440 (100.0%)
Missing current study data	29 (14.0%)	12 (5.8%)	2 (1.0%)	1 (0.5%)	1 (0.5%)	45 (21.7%)	162 (78.3%)	207 (100.0%)
Over age 55	9994 (85.8%)	1377 (11.8%)	206 (1.8%)	50 (0.4%)	25 (0.2%)	11652 (100.0%)	0 (0%)	11652 (100.0%)
Ages 56-69	5201 (81.3%)	952 (14.9%)	179 (2.8%)	47 (0.7%)	21 (0.3%)	6400 (100.0%)	0 (0%)	6400 (100.0%)
Ages 70+	4793 (91.3%)	425 (8.1%)	27 (0.5%)	3 (0.1%)	4 (0.1%)	5252 (100.0%)	0 (0%)	5252 (100.0%)
<b>Combined across all excluded</b>	<b>16275 (80.2%)</b>	<b>2809 (13.8%)</b>	<b>619 (3.0%)</b>	<b>218 (1.1%)</b>	<b>138 (0.7%)</b>	<b>20059 (98.8%)</b>	<b>240 (1.2%)</b>	<b>20299 (100.0%)</b>
<b>All NESARC participants</b>	<b>31192 (72.4%)</b>	<b>8061 (18.7%)</b>	<b>2300 (5.3%)</b>	<b>772 (1.8%)</b>	<b>528 (1.2%)</b>	<b>42853 (99.4%)</b>	<b>240 (0.6%)</b>	<b>43093 (100.0%)</b>
W2 Drinking statuses								
	Abstainer/Low-Risk Drinker	Sub-Diagnostic Risky Drinker	Mild AUD (2-3 symptoms)	Moderate AUD (4-5 symptoms)	Severe AUD (6+ symptoms)	Total non-missing	Total missing	Total non-missing and missing
Age groups used in analyses								
Ages 20-24	956 (44.0%)	646 (29.7%)	346 (15.9%)	137 (6.3%)	89 (4.1%)	2174 (100.0%)	0 (0%)	2174 (100.0%)
Ages 25-29	1432 (52.7%)	834 (30.7%)	301 (11.1%)	102 (3.8%)	48 (1.8%)	2717 (100.0%)	0 (0%)	2717 (100.0%)
Ages 30-34	1792 (57.8%)	893 (28.8%)	289 (9.3%)	81 (2.6%)	45 (1.5%)	3100 (100.0%)	0 (0%)	3100 (100.0%)
Ages 35-39	2141 (61.4%)	909 (26.1%)	289 (8.3%)	91 (2.6%)	57 (1.6%)	3487 (100.0%)	0 (0%)	3487 (100.0%)
Ages 40-47	3976 (65.4%)	1447 (23.8%)	429 (7.1%)	130 (2.1%)	94 (1.5%)	6076 (100.0%)	0 (0%)	6076 (100.0%)
Ages 48-55	3735 (71.3%)	1013 (19.3%)	322 (6.1%)	113 (2.2%)	57 (1.1%)	5240 (100.0%)	0 (0%)	5240 (100.0%)
<b>Combined current sample</b>	<b>14032 (61.6%)</b>	<b>5742 (25.2%)</b>	<b>1976 (8.7%)</b>	<b>654 (2.9%)</b>	<b>390 (1.7%)</b>	<b>22794 (100.0%)</b>	<b>0 (0%)</b>	<b>22794 (100.0%)</b>
Groups excluded from analyses								
Not retained at Wave 2	0 (0%)	0 (0%)	0 (0%)	0 (0%)	0 (0%)	0 (0%)	8440 (100.0%)	8440 (100.0%)
Missing current study data	104 (50.2%)	41 (19.8%)	8 (3.9%)	2 (1.0%)	5 (2.4%)	160 (77.3%)	47 (22.7%)	207 (100.0%)
Over age 55	9896 (84.9%)	1374 (11.8%)	277 (2.4%)	78 (0.7%)	27 (0.2%)	11652 (100.0%)	0 (0%)	11652 (100.0%)
Ages 56-69	5096 (79.6%)	985 (15.4%)	224 (3.5%)	70 (1.1%)	25 (0.4%)	6400 (100.0%)	0 (0%)	6400 (100.0%)
Ages 70+	4800 (91.4%)	389 (7.4%)	53 (1.0%)	8 (0.2%)	2 (0.0%)	5252 (100.0%)	0 (0%)	5252 (100.0%)
<b>Combined across all excluded</b>	<b>10000 (49.3%)</b>	<b>1415 (7.0%)</b>	<b>285 (1.4%)</b>	<b>80 (0.4%)</b>	<b>32 (0.2%)</b>	<b>11812 (58.2%)</b>	<b>8487 (41.8%)</b>	<b>20299 (100.0%)</b>
<b>All NESARC participants</b>	<b>24032 (55.8%)</b>	<b>7157 (16.6%)</b>	<b>2261 (5.2%)</b>	<b>734 (1.7%)</b>	<b>422 (1.0%)</b>	<b>34606 (80.3%)</b>	<b>8487 (19.7%)</b>	<b>43093 (100.0%)</b>

**Online Supplements Appendix B:**

**Results of an alternative six-age-group manifest Markov model using Wave-1 age instead of Wave-2 age as the grouping variable and thereby allowing inclusion of participants with missing Wave-2 data (yielding highly similar results to those in the main text presented in Table 2 and Figure 1)**

## ONLINE SUPPLEMENTS APPENDICES: AGE VARIABILITY IN AUD DESISTANCE

6

Online Supplements Table B1

Within-age group transition probabilities and one-standard-error ranges around transition probabilities (for comparison with Table 2 in the main text)

Ages 18-21 (n=3226)					
	W2 Abstainers/Low-Risk Drinker (n=1343)	W2 Sub-Diagnostic Risky Drinker (n=993)	W2 Mild AUD (2-3 symptoms) (n=532)	W2 Moderate AUD (4-5 symptoms) (n=214)	W2 severe AUD (6+ symptoms) (n=144)
W1 Abstainers/Low-Risk Drinker (n=1803)	<b>0.455</b> (0.426-0.484)	<b>0.308</b> (0.284-0.332)	<b>0.153</b> (0.137-0.169)	<b>0.061</b> (0.05-0.072)	<b>0.023</b> (0.016-0.03)
W1 Sub-Diagnostic Risky Drinker (n=702)	<b>0.13</b> (0.112-0.148)	<b>0.488</b> (0.455-0.521)	<b>0.265</b> (0.233-0.297)	<b>0.051</b> (0.038-0.064)	<b>0.066</b> (0.05-0.082)
W1 Mild AUD (2-3 symptoms) (n=368)	<b>0.086</b> (0.069-0.103)	<b>0.367</b> (0.324-0.41)	<b>0.325</b> (0.287-0.363)	<b>0.126</b> (0.097-0.155)	<b>0.096</b> (0.071-0.121)
W1 Moderate AUD (4-5 symptoms) (n=187)	<b>0.068</b> (0.045-0.091)	<b>0.277</b> (0.23-0.324)	<b>0.383</b> (0.325-0.441)	<b>0.149</b> (0.103-0.195)	<b>0.123</b> (0.085-0.161)
W1 severe AUD (6+ symptoms) (n=165)	<b>0.035</b> (0.019-0.051)	<b>0.262</b> (0.202-0.322)	<b>0.252</b> (0.196-0.308)	<b>0.176</b> (0.126-0.226)	<b>0.274</b> (0.206-0.342)
Ages 22-26 (n=3623)					
	W2 Abstainers/Low-Risk Drinker (n=1819)	W2 Sub-Diagnostic Risky Drinker (n=1150)	W2 Mild AUD (2-3 symptoms) (n=430)	W2 Moderate AUD (4-5 symptoms) (n=153)	W2 severe AUD (6+ symptoms) (n=71)
W1 Abstainers/Low-Risk Drinker (n=1886)	<b>0.648</b> (0.616-0.68)	<b>0.258</b> (0.23-0.286)	<b>0.058</b> (0.047-0.069)	<b>0.027</b> (0.018-0.036)	<b>0.008</b> (0.004-0.012)
W1 Sub-Diagnostic Risky Drinker (n=988)	<b>0.231</b> (0.208-0.254)	<b>0.54</b> (0.512-0.568)	<b>0.172</b> (0.149-0.195)	<b>0.038</b> (0.026-0.05)	<b>0.019</b> (0.01-0.028)
W1 Mild AUD (2-3 symptoms) (n=441)	<b>0.111</b> (0.091-0.131)	<b>0.445</b> (0.405-0.485)	<b>0.281</b> (0.244-0.318)	<b>0.113</b> (0.076-0.15)	<b>0.05</b> (0.03-0.07)
W1 Moderate AUD (4-5 symptoms) (n=185)	<b>0.103</b> (0.064-0.142)	<b>0.315</b> (0.262-0.368)	<b>0.342</b> (0.282-0.402)	<b>0.172</b> (0.123-0.221)	<b>0.068</b> (0.032-0.104)
W1 severe AUD (6+ symptoms) (n=123)	<b>0.08</b> (0.053-0.107)	<b>0.349</b> (0.284-0.414)	<b>0.197</b> (0.149-0.245)	<b>0.29</b> (0.222-0.358)	<b>0.084</b> (0.053-0.115)
Ages 27-31 (n=3828)					
	W2 Abstainers/Low-Risk Drinker (n=2170)	W2 Sub-Diagnostic Risky Drinker (n=1122)	W2 Mild AUD (2-3 symptoms) (n=370)	W2 Moderate AUD (4-5 symptoms) (n=103)	W2 severe AUD (6+ symptoms) (n=64)
W1 Abstainers/Low-Risk Drinker (n=2271)	<b>0.68</b> (0.655-0.705)	<b>0.24</b> (0.219-0.261)	<b>0.063</b> (0.051-0.075)	<b>0.013</b> (0.008-0.018)	<b>0.004</b> (0.003-0.005)
W1 Sub-Diagnostic Risky Drinker (n=1049)	<b>0.229</b> (0.208-0.25)	<b>0.565</b> (0.54-0.59)	<b>0.174</b> (0.154-0.194)	<b>0.022</b> (0.015-0.029)	<b>0.011</b> (0.006-0.016)
W1 Mild AUD (2-3 symptoms) (n=341)	<b>0.162</b> (0.132-0.192)	<b>0.454</b> (0.413-0.495)	<b>0.222</b> (0.191-0.253)	<b>0.125</b> (0.095-0.155)	<b>0.037</b> (0.018-0.056)
W1 Moderate AUD (4-5 symptoms) (n=103)	<b>0.083</b> (0.052-0.114)	<b>0.291</b> (0.233-0.349)	<b>0.304</b> (0.233-0.375)	<b>0.202</b> (0.144-0.26)	<b>0.12</b> (0.062-0.178)
W1 severe AUD (6+ symptoms) (n=64)	<b>0.116</b> (0.069-0.163)	<b>0.329</b> (0.238-0.42)	<b>0.329</b> (0.239-0.419)	<b>0.105</b> (0.051-0.159)	<b>0.121</b> (0.067-0.175)
Ages 32-36 (n=3980)					
	W2 Abstainers/Low-Risk Drinker (n=2405)	W2 Sub-Diagnostic Risky Drinker (n=1080)	W2 Mild AUD (2-3 symptoms) (n=337)	W2 Moderate AUD (4-5 symptoms) (n=96)	W2 severe AUD (6+ symptoms) (n=61)
W1 Abstainers/Low-Risk Drinker (n=2507)	<b>0.734</b> (0.715-0.753)	<b>0.2</b> (0.183-0.217)	<b>0.053</b> (0.044-0.062)	<b>0.009</b> (0.006-0.012)	<b>0.004</b> (0.002-0.006)
W1 Sub-Diagnostic Risky Drinker (n=1046)	<b>0.275</b> (0.255-0.295)	<b>0.52</b> (0.494-0.546)	<b>0.145</b> (0.126-0.164)	<b>0.041</b> (0.03-0.052)	<b>0.02</b> (0.014-0.026)
W1 Mild AUD (2-3 symptoms) (n=292)	<b>0.15</b> (0.126-0.174)	<b>0.429</b> (0.382-0.476)	<b>0.308</b> (0.267-0.349)	<b>0.062</b> (0.044-0.08)	<b>0.051</b> (0.032-0.07)
W1 Moderate AUD (4-5 symptoms) (n=86)	<b>0.078</b> (0.048-0.108)	<b>0.177</b> (0.123-0.231)	<b>0.411</b> (0.342-0.48)	<b>0.225</b> (0.167-0.283)	<b>0.109</b> (0.068-0.15)
W1 severe AUD (6+ symptoms) (n=49)	<b>0.065</b> (0.036-0.094)	<b>0.126</b> (0.07-0.182)	<b>0.216</b> (0.141-0.291)	<b>0.243</b> (0.157-0.329)	<b>0.35</b> (0.234-0.466)

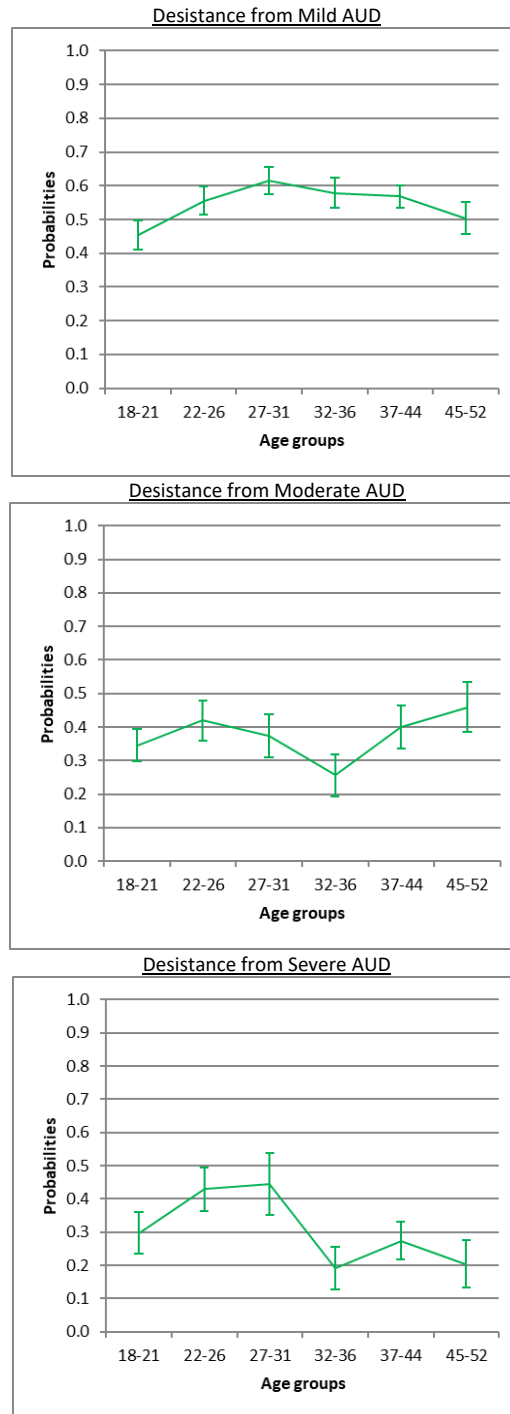
## ONLINE SUPPLEMENTS APPENDICES: AGE VARIABILITY IN AUD DESISTANCE

Online Supplements Table B1 *ctd.*

Ages 37-44 (n=7189)					
	W2 Abstainers/Low-Risk Drinker (n=4611)	W2 Sub-Diagnostic Risky Drinker (n=1798)	W2 Mild AUD (2-3 symptoms) (n=507)	W2 Moderate AUD (4-5 symptoms) (n=142)	W2 severe AUD (6+ symptoms) (n=132)
W1 Abstainers/Low-Risk Drinker (n=4858)	<b>0.787</b> (0.775-0.799)	<b>0.17</b> (0.159-0.181)	<b>0.032</b> (0.027-0.037)	<b>0.006</b> (0.004-0.008)	<b>0.006</b> (0.004-0.008)
W1 Sub-Diagnostic Risky Drinker (n=1678)	<b>0.254</b> (0.238-0.27)	<b>0.54</b> (0.519-0.561)	<b>0.164</b> (0.148-0.18)	<b>0.031</b> (0.024-0.038)	<b>0.011</b> (0.007-0.015)
W1 Mild AUD (2-3 symptoms) (n=430)	<b>0.11</b> (0.092-0.128)	<b>0.458</b> (0.423-0.493)	<b>0.296</b> (0.264-0.328)	<b>0.089</b> (0.07-0.108)	<b>0.047</b> (0.033-0.061)
W1 Moderate AUD (4-5 symptoms) (n=122)	<b>0.082</b> (0.053-0.111)	<b>0.318</b> (0.257-0.379)	<b>0.259</b> (0.205-0.313)	<b>0.179</b> (0.133-0.225)	<b>0.162</b> (0.106-0.218)
W1 severe AUD (6+ symptoms) (n=101)	<b>0.116</b> (0.075-0.157)	<b>0.157</b> (0.104-0.21)	<b>0.124</b> (0.072-0.176)	<b>0.126</b> (0.08-0.172)	<b>0.476</b> (0.404-0.548)
Ages 45-52 (n=6329)					
	W2 Abstainers/Low-Risk Drinker (n=4482)	W2 Sub-Diagnostic Risky Drinker (n=1275)	W2 Mild AUD (2-3 symptoms) (n=375)	W2 Moderate AUD (4-5 symptoms) (n=131)	W2 severe AUD (6+ symptoms) (n=65)
W1 Abstainers/Low-Risk Drinker (n=4637)	<b>0.816</b> (0.802-0.83)	<b>0.148</b> (0.135-0.161)	<b>0.025</b> (0.02-0.03)	<b>0.006</b> (0.004-0.008)	<b>0.005</b> (0.003-0.007)
W1 Sub-Diagnostic Risky Drinker (n=1262)	<b>0.268</b> (0.248-0.288)	<b>0.547</b> (0.524-0.57)	<b>0.127</b> (0.111-0.143)	<b>0.043</b> (0.034-0.052)	<b>0.015</b> (0.01-0.02)
W1 Mild AUD (2-3 symptoms) (n=279)	<b>0.12</b> (0.096-0.144)	<b>0.384</b> (0.34-0.428)	<b>0.286</b> (0.247-0.325)	<b>0.174</b> (0.127-0.221)	<b>0.036</b> (0.022-0.05)
W1 Moderate AUD (4-5 symptoms) (n=80)	<b>0.125</b> (0.081-0.169)	<b>0.334</b> (0.258-0.41)	<b>0.258</b> (0.194-0.322)	<b>0.151</b> (0.105-0.197)	<b>0.131</b> (0.076-0.186)
W1 severe AUD (6+ symptoms) (n=70)	<b>0.086</b> (0.046-0.126)	<b>0.118</b> (0.067-0.169)	<b>0.142</b> (0.09-0.194)	<b>0.325</b> (0.229-0.421)	<b>0.329</b> (0.241-0.417)

## ONLINE SUPPLEMENTS APPENDICES: AGE VARIABILITY IN AUD DESISTANCE

8



Online Supplements Figure B1. Plots of variability across age groups in rates of AUD desistance from (1) Mild AUD, (2) Moderate AUD, and (3) Severe AUD (for comparison with Figure 1 in the main text). Lines represent model-derived transition-probability estimates with bars showing one-standard-error ranges around the estimates.



**Online Supplements Appendix C:**

**Results of an alternative manifest Markov model not controlling for sex and ethnicity  
(yielding highly similar results to those in the main text presented in Table 2 and Figure 1)**

## ONLINE SUPPLEMENTS APPENDICES: AGE VARIABILITY IN AUD DESISTANCE

10

Online Supplements Table C1

Within-age group transition probabilities and one-standard-error ranges around transition probabilities (for comparison with Table 2 in the main text)

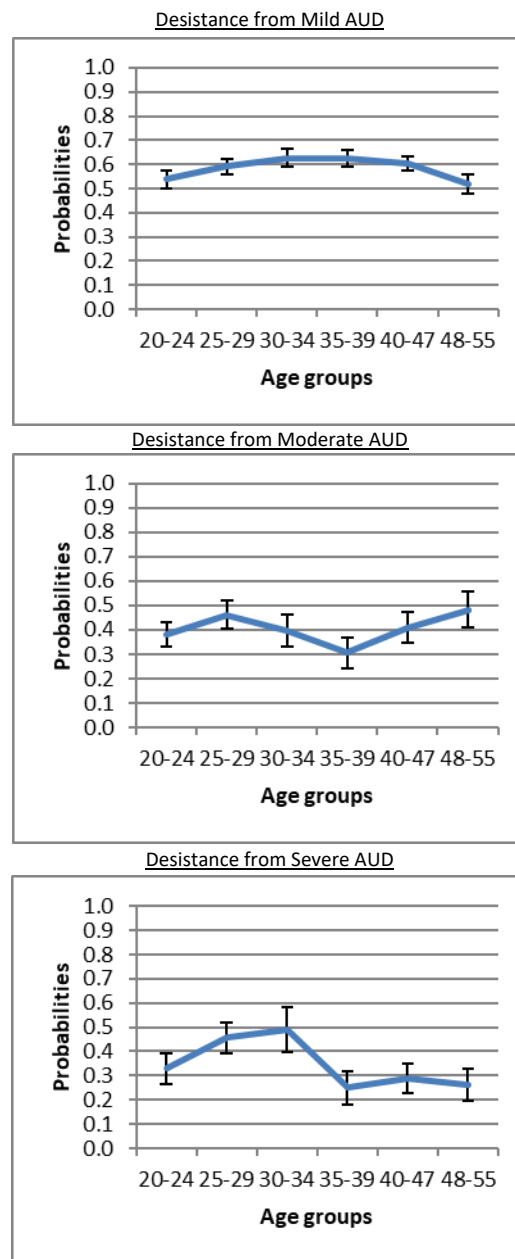
Ages 20-24 (n=2174)					
	W2 Abstainer/Low-Risk Drinker (n=956)	W2 Sub-Diagnostic Risky Drinker (n=646)	W2 Mild AUD (2-3 symptoms) (n=346)	W2 Moderate AUD (4-5 symptoms) (n=137)	W2 Severe AUD (6+ symptoms) (n=89)
W1 Abstainer/Low-Risk Drinker (n=1282)	<b>0.605</b> (0.586-0.624)	<b>0.238</b> (0.221-0.255)	<b>0.099</b> (0.089-0.109)	<b>0.045</b> (0.038-0.052)	<b>0.013</b> (0.009-0.017)
W1 Sub-Diagnostic Risky Drinker (n=438)	<b>0.205</b> (0.184-0.226)	<b>0.490</b> (0.461-0.519)	<b>0.215</b> (0.191-0.239)	<b>0.044</b> (0.034-0.054)	<b>0.046</b> (0.035-0.057)
W1 Mild AUD (2-3 symptoms) (n=248)	<b>0.142</b> (0.117-0.167)	<b>0.397</b> (0.357-0.437)	<b>0.287</b> (0.253-0.321)	<b>0.104</b> (0.080-0.128)	<b>0.070</b> (0.052-0.088)
W1 Moderate AUD (4-5 symptoms) (n=111)	<b>0.089</b> (0.057-0.121)	<b>0.291</b> (0.242-0.340)	<b>0.366</b> (0.311-0.421)	<b>0.150</b> (0.108-0.192)	<b>0.103</b> (0.071-0.135)
W1 Severe AUD (6+ symptoms) (n=95)	<b>0.055</b> (0.030-0.080)	<b>0.274</b> (0.213-0.335)	<b>0.254</b> (0.2-0.308)	<b>0.179</b> (0.133-0.225)	<b>0.238</b> (0.180-0.296)
Ages 25-29 (n=2717)					
	W2 Abstainer/Low-Risk Drinker (n=1432)	W2 Sub-Diagnostic Risky Drinker (n=834)	W2 Mild AUD (2-3 symptoms) (n=301)	W2 Moderate AUD (4-5 symptoms) (n=102)	W2 Severe AUD (6+ symptoms) (n=48)
W1 Abstainer/Low-Risk Drinker (n=1489)	<b>0.748</b> (0.732-0.764)	<b>0.190</b> (0.174-0.206)	<b>0.041</b> (0.034-0.048)	<b>0.015</b> (0.011-0.019)	<b>0.006</b> (0.004-0.008)
W1 Sub-Diagnostic Risky Drinker (n=730)	<b>0.299</b> (0.278-0.320)	<b>0.507</b> (0.485-0.529)	<b>0.151</b> (0.134-0.168)	<b>0.026</b> (0.019-0.033)	<b>0.017</b> (0.010-0.024)
W1 Mild AUD (2-3 symptoms) (n=292)	<b>0.165</b> (0.141-0.189)	<b>0.427</b> (0.395-0.459)	<b>0.250</b> (0.223-0.277)	<b>0.106</b> (0.079-0.133)	<b>0.053</b> (0.038-0.068)
W1 Moderate AUD (4-5 symptoms) (n=123)	<b>0.133</b> (0.099-0.167)	<b>0.329</b> (0.276-0.382)	<b>0.320</b> (0.263-0.377)	<b>0.152</b> (0.115-0.189)	<b>0.066</b> (0.035-0.097)
W1 Severe AUD (6+ symptoms) (n=83)	<b>0.095</b> (0.063-0.127)	<b>0.361</b> (0.298-0.424)	<b>0.201</b> (0.155-0.247)	<b>0.259</b> (0.202-0.316)	<b>0.084</b> (0.053-0.115)
Ages 30-34 (n=3100)					
	W2 Abstainer/Low-Risk Drinker (n=1792)	W2 Sub-Diagnostic Risky Drinker (n=893)	W2 Mild AUD (2-3 symptoms) (n=289)	W2 Moderate AUD (4-5 symptoms) (n=81)	W2 Severe AUD (6+ symptoms) (n=45)
W1 Abstainer/Low-Risk Drinker (n=1883)	<b>0.776</b> (0.763-0.789)	<b>0.172</b> (0.161-0.183)	<b>0.040</b> (0.033-0.047)	<b>0.008</b> (0.005-0.011)	<b>0.003</b> (0.001-0.005)
W1 Sub-Diagnostic Risky Drinker (n=816)	<b>0.299</b> (0.280-0.318)	<b>0.528</b> (0.507-0.549)	<b>0.141</b> (0.127-0.155)	<b>0.021</b> (0.015-0.027)	<b>0.012</b> (0.008-0.016)
W1 Mild AUD (2-3 symptoms) (n=267)	<b>0.189</b> (0.160-0.218)	<b>0.438</b> (0.401-0.475)	<b>0.217</b> (0.188-0.246)	<b>0.115</b> (0.090-0.140)	<b>0.041</b> (0.026-0.056)
W1 Moderate AUD (4-5 symptoms) (n=88)	<b>0.146</b> (0.092-0.2)	<b>0.250</b> (0.199-0.301)	<b>0.259</b> (0.198-0.320)	<b>0.202</b> (0.150-0.254)	<b>0.142</b> (0.086-0.198)
W1 Severe AUD (6+ symptoms) (n=46)	<b>0.173</b> (0.111-0.235)	<b>0.315</b> (0.229-0.401)	<b>0.283</b> (0.199-0.367)	<b>0.089</b> (0.044-0.134)	<b>0.140</b> (0.074-0.206)
Ages 35-39 (n=3487)					
	W2 Abstainer/Low-Risk Drinker (n=2141)	W2 Sub-Diagnostic Risky Drinker (n=909)	W2 Mild AUD (2-3 symptoms) (n=289)	W2 Moderate AUD (4-5 symptoms) (n=91)	W2 Severe AUD (6+ symptoms) (n=57)
W1 Abstainer/Low-Risk Drinker (n=2227)	<b>0.789</b> (0.777-0.801)	<b>0.165</b> (0.153-0.177)	<b>0.037</b> (0.032-0.042)	<b>0.005</b> (0.003-0.007)	<b>0.003</b> (0.002-0.004)
W1 Sub-Diagnostic Risky Drinker (n=899)	<b>0.334</b> (0.316-0.352)	<b>0.492</b> (0.472-0.512)	<b>0.121</b> (0.108-0.134)	<b>0.033</b> (0.026-0.040)	<b>0.020</b> (0.014-0.026)
W1 Mild AUD (2-3 symptoms) (n=251)	<b>0.206</b> (0.176-0.236)	<b>0.420</b> (0.380-0.460)	<b>0.279</b> (0.246-0.312)	<b>0.054</b> (0.039-0.069)	<b>0.041</b> (0.027-0.055)
W1 Moderate AUD (4-5 symptoms) (n=72)	<b>0.106</b> (0.069-0.143)	0.2 (0.145-0.255)	<b>0.410</b> (0.342-0.478)	<b>0.181</b> (0.131-0.231)	<b>0.102</b> (0.065-0.139)
W1 Severe AUD (6+ symptoms) (n=38)	<b>0.105</b> (0.060-0.150)	<b>0.145</b> (0.084-0.206)	<b>0.209</b> (0.137-0.281)	<b>0.203</b> (0.136-0.270)	<b>0.338</b> (0.243-0.433)

## ONLINE SUPPLEMENTS APPENDICES: AGE VARIABILITY IN AUD DESISTANCE

Online Supplements Table C1 *ctd.*

Ages 40-47 (n=6076)					
	W2 Abstainer/Low-Risk Drinker (n=3976)	W2 Sub-Diagnostic Risky Drinker (n=1447)	W2 Mild AUD (2-3 symptoms) (n=429)	W2 Moderate AUD (4-5 symptoms) (n=130)	W2 Severe AUD (6+ symptoms) (n=94)
W1 Abstainer/Low-Risk Drinker (n=4182)	<b>0.827</b> (0.819-0.835)	<b>0.138</b> (0.131-0.145)	<b>0.025</b> (0.022-0.028)	<b>0.005</b> (0.004-0.006)	<b>0.005</b> (0.004-0.006)
W1 Sub-Diagnostic Risky Drinker (n=1364)	<b>0.301</b> (0.286-0.316)	<b>0.515</b> (0.498-0.532)	<b>0.146</b> (0.135-0.157)	<b>0.029</b> (0.023-0.035)	<b>0.009</b> (0.006-0.012)
W1 Mild AUD (2-3 symptoms) (n=368)	<b>0.137</b> (0.116-0.158)	<b>0.466</b> (0.436-0.496)	<b>0.262</b> (0.234-0.290)	<b>0.089</b> (0.071-0.107)	<b>0.046</b> (0.034-0.058)
W1 Moderate AUD (4-5 symptoms) (n=96)	<b>0.089</b> (0.057-0.121)	<b>0.321</b> (0.264-0.378)	<b>0.246</b> (0.197-0.295)	<b>0.185</b> (0.142-0.228)	<b>0.159</b> (0.111-0.207)
W1 Severe AUD (6+ symptoms) (n=66)	<b>0.138</b> (0.092-0.184)	<b>0.151</b> (0.092-0.210)	<b>0.122</b> (0.072-0.172)	<b>0.143</b> (0.097-0.189)	<b>0.447</b> (0.380-0.514)
Ages 48-55 (n=5240)					
	W2 Abstainer/Low-Risk Drinker (n=3735)	W2 Sub-Diagnostic Risky Drinker (n=1013)	W2 Mild AUD (2-3 symptoms) (n=322)	W2 Moderate AUD (4-5 symptoms) (n=113)	W2 Severe AUD (6+ symptoms) (n=57)
W1 Abstainer/Low-Risk Drinker (n=3854)	<b>0.863</b> (0.855-0.871)	<b>0.111</b> (0.104-0.118)	<b>0.020</b> (0.017-0.023)	<b>0.004</b> (0.003-0.005)	<b>0.003</b> (0.002-0.004)
W1 Sub-Diagnostic Risky Drinker (n=1005)	<b>0.326</b> (0.308-0.344)	<b>0.504</b> (0.485-0.523)	<b>0.125</b> (0.112-0.138)	<b>0.033</b> (0.026-0.040)	<b>0.011</b> (0.008-0.014)
W1 Mild AUD (2-3 symptoms) (n=255)	<b>0.155</b> (0.128-0.182)	<b>0.362</b> (0.324-0.4)	<b>0.305</b> (0.270-0.340)	<b>0.148</b> (0.115-0.181)	<b>0.030</b> (0.020-0.040)
W1 Moderate AUD (4-5 symptoms) (n=64)	<b>0.176</b> (0.124-0.228)	<b>0.306</b> (0.231-0.381)	<b>0.274</b> (0.209-0.339)	<b>0.142</b> (0.1-0.184)	<b>0.101</b> (0.058-0.144)
W1 Severe AUD (6+ symptoms) (n=62)	<b>0.126</b> (0.080-0.172)	<b>0.134</b> (0.085-0.183)	<b>0.150</b> (0.095-0.205)	<b>0.288</b> (0.206-0.370)	<b>0.301</b> (0.231-0.371)

*Note.* Transition probability estimates are in bold and are followed in parentheses by one-standard-error ranges around the estimate. These one-standard-error ranges have a lower bound of the estimate minus one standard error of the estimate and an upper bound of the estimate plus one standard error of the estimate.



Online Supplements Figure C1. Plots of variability across age groups in rates of AUD desistance from (1) Mild AUD, (2) Moderate AUD, and (3) Severe AUD (for comparison with Figure 1 in the main text). Lines represent model-derived transition-probability estimates with bars showing one-standard-error ranges around the estimates.

**Online Supplements Appendix D:**

**Descriptive cross-tabulations within the current study's six age groups (*yielding highly similar results to those in the main text presented in Table 2 and Figure 1*) and within the two older age groups excluded from the current study's primary analyses (*supporting our exclusion of these participants*)**

## ONLINE SUPPLEMENTS APPENDICES: AGE VARIABILITY IN AUD DESISTANCE

14

Online Supplements Table D1

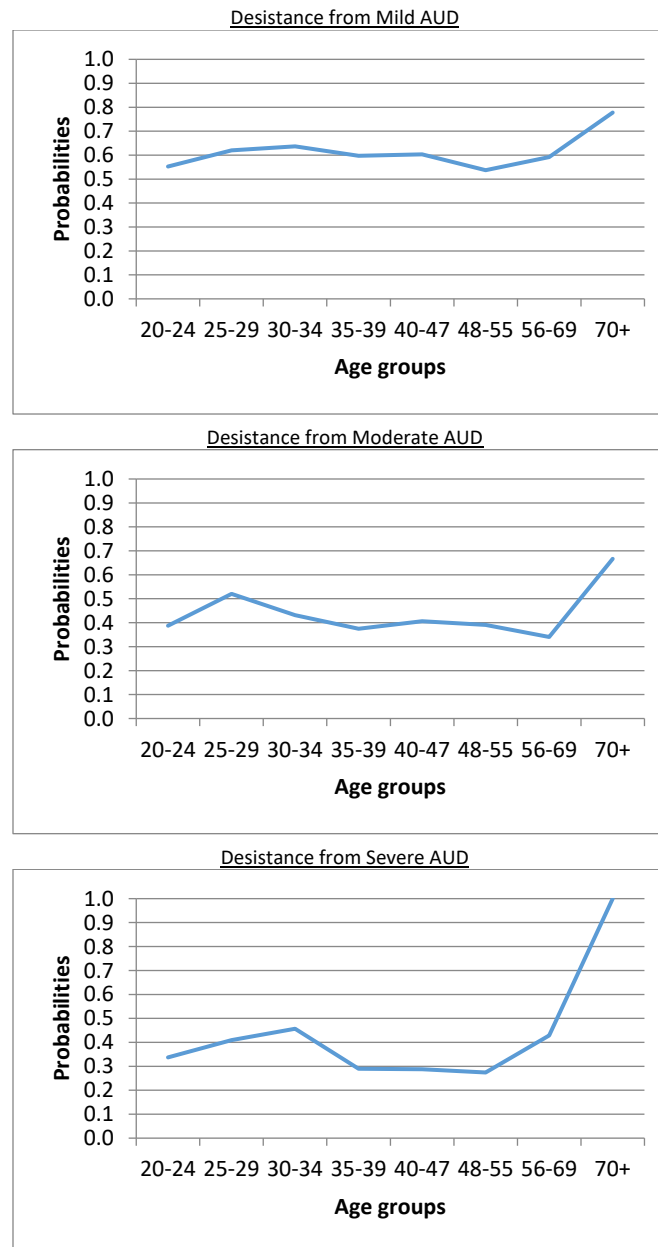
Descriptive cross-tabulations within the current study's six age groups (for comparison with Table 2) and within the two older age groups excluded from the current study's primary analyses

Ages 20-24 (n=2174)					
	W2 Abstainer/Low-Risk Drinker (n=956)	W2 Sub-Diagnostic Risky Drinker (n=646)	W2 Mild AUD (2-3 symptoms) (n=346)	W2 Moderate AUD (4-5 symptoms) (n=137)	W2 Severe AUD (6+ symptoms) (n=89)
W1 Abstainer/Low-Risk Drinker (n=1282)	<b>0.625</b> (n=801)	<b>0.225</b> (n=288)	<b>0.095</b> (n=122)	<b>0.040</b> (n=51)	<b>0.016</b> (n=20)
W1 Sub-Diagnostic Risky Drinker (n=438)	<b>0.219</b> (n=96)	<b>0.468</b> (n=205)	<b>0.210</b> (n=92)	<b>0.057</b> (n=25)	<b>0.046</b> (n=20)
W1 Mild AUD (2-3 symptoms) (n=248)	<b>0.173</b> (n=43)	<b>0.379</b> (n=94)	<b>0.282</b> (n=70)	<b>0.105</b> (n=26)	<b>0.060</b> (n=15)
W1 Moderate AUD (4-5 symptoms) (n=111)	<b>0.081</b> (n=9)	<b>0.306</b> (n=34)	<b>0.351</b> (n=39)	<b>0.144</b> (n=16)	<b>0.117</b> (n=13)
W1 Severe AUD (6+ symptoms) (n=95)	<b>0.074</b> (n=7)	<b>0.263</b> (n=25)	<b>0.242</b> (n=23)	<b>0.200</b> (n=19)	<b>0.221</b> (n=21)
Ages 25-29 (n=2717)					
	W2 Abstainer/Low-Risk Drinker (n=1432)	W2 Sub-Diagnostic Risky Drinker (n=834)	W2 Mild AUD (2-3 symptoms) (n=301)	W2 Moderate AUD (4-5 symptoms) (n=102)	W2 Severe AUD (6+ symptoms) (n=48)
W1 Abstainer/Low-Risk Drinker (n=1489)	<b>0.754</b> (n=1123)	<b>0.181</b> (n=270)	<b>0.044</b> (n=66)	<b>0.015</b> (n=23)	<b>0.005</b> (n=7)
W1 Sub-Diagnostic Risky Drinker (n=730)	<b>0.310</b> (n=226)	<b>0.504</b> (n=368)	<b>0.148</b> (n=108)	<b>0.025</b> (n=18)	<b>0.014</b> (n=10)
W1 Mild AUD (2-3 symptoms) (n=292)	<b>0.192</b> (n=56)	<b>0.428</b> (n=125)	<b>0.247</b> (n=72)	<b>0.092</b> (n=27)	<b>0.041</b> (n=12)
W1 Moderate AUD (4-5 symptoms) (n=123)	<b>0.138</b> (n=17)	<b>0.382</b> (n=47)	<b>0.285</b> (n=35)	<b>0.138</b> (n=17)	<b>0.057</b> (n=7)
W1 Severe AUD (6+ symptoms) (n=83)	<b>0.120</b> (n=10)	<b>0.289</b> (n=24)	<b>0.241</b> (n=20)	<b>0.205</b> (n=17)	<b>0.145</b> (n=12)
Ages 30-34 (n=3100)					
	W2 Abstainer/Low-Risk Drinker (n=1792)	W2 Sub-Diagnostic Risky Drinker (n=893)	W2 Mild AUD (2-3 symptoms) (n=289)	W2 Moderate AUD (4-5 symptoms) (n=81)	W2 Severe AUD (6+ symptoms) (n=45)
W1 Abstainer/Low-Risk Drinker (n=1883)	<b>0.775</b> (n=1460)	<b>0.178</b> (n=335)	<b>0.037</b> (n=69)	<b>0.007</b> (n=13)	<b>0.003</b> (n=6)
W1 Sub-Diagnostic Risky Drinker (n=816)	<b>0.316</b> (n=258)	<b>0.494</b> (n=403)	<b>0.148</b> (n=121)	<b>0.026</b> (n=21)	<b>0.016</b> (n=13)
W1 Mild AUD (2-3 symptoms) (n=267)	<b>0.195</b> (n=52)	<b>0.442</b> (n=118)	<b>0.232</b> (n=62)	<b>0.094</b> (n=25)	<b>0.037</b> (n=10)
W1 Moderate AUD (4-5 symptoms) (n=88)	<b>0.159</b> (n=14)	<b>0.273</b> (n=24)	<b>0.273</b> (n=24)	<b>0.193</b> (n=17)	<b>0.102</b> (n=9)
W1 Severe AUD (6+ symptoms) (n=46)	<b>0.174</b> (n=8)	<b>0.283</b> (n=13)	<b>0.283</b> (n=13)	<b>0.109</b> (n=5)	<b>0.152</b> (n=7)
Ages 35-39 (n=3487)					
	W2 Abstainer/Low-Risk Drinker (n=2141)	W2 Sub-Diagnostic Risky Drinker (n=909)	W2 Mild AUD (2-3 symptoms) (n=289)	W2 Moderate AUD (4-5 symptoms) (n=91)	W2 Severe AUD (6+ symptoms) (n=57)
W1 Abstainer/Low-Risk Drinker (n=2227)	<b>0.793</b> (n=1765)	<b>0.161</b> (n=359)	<b>0.035</b> (n=79)	<b>0.007</b> (n=16)	<b>0.004</b> (n=8)
W1 Sub-Diagnostic Risky Drinker (n=899)	<b>0.340</b> (n=306)	<b>0.481</b> (n=432)	<b>0.121</b> (n=109)	<b>0.036</b> (n=32)	<b>0.022</b> (n=20)
W1 Mild AUD (2-3 symptoms) (n=251)	<b>0.207</b> (n=52)	<b>0.390</b> (n=98)	<b>0.279</b> (n=70)	<b>0.080</b> (n=20)	<b>0.044</b> (n=11)
W1 Moderate AUD (4-5 symptoms) (n=72)	<b>0.167</b> (n=12)	<b>0.208</b> (n=15)	<b>0.333</b> (n=24)	<b>0.181</b> (n=13)	<b>0.111</b> (n=8)
W1 Severe AUD (6+ symptoms) (n=38)	<b>0.158</b> (n=6)	<b>0.132</b> (n=5)	<b>0.184</b> (n=7)	<b>0.263</b> (n=10)	<b>0.263</b> (n=10)

## ONLINE SUPPLEMENTS APPENDICES: AGE VARIABILITY IN AUD DESISTANCE

Online supplements Table D1 ctd.

Ages 40-47 (n=6076)						
	W2 Abstainer/Low-Risk Drinker (n=3976)	W2 Sub-Diagnostic Risky Drinker (n=1447)	W2 Mild AUD (2-3 symptoms) (n=429)	W2 Moderate AUD (4-5 symptoms) (n=130)	W2 Severe AUD (6+ symptoms) (n=94)	
W1 Abstainer/Low-Risk Drinker (n=4182)	<b>0.829</b> (n=3465)	<b>0.136</b> (n=569)	<b>0.025</b> (n=104)	<b>0.005</b> (n=21)	<b>0.005</b> (n=23)	
W1 Sub-Diagnostic Risky Drinker (n=1364)	<b>0.317</b> (n=432)	<b>0.496</b> (n=677)	<b>0.146</b> (n=199)	<b>0.030</b> (n=41)	<b>0.011</b> (n=15)	
W1 Mild AUD (2-3 symptoms) (n=368)	<b>0.163</b> (n=60)	<b>0.440</b> (n=162)	<b>0.250</b> (n=92)	<b>0.101</b> (n=37)	<b>0.046</b> (n=17)	
W1 Moderate AUD (4-5 symptoms) (n=96)	<b>0.083</b> (n=8)	<b>0.323</b> (n=31)	<b>0.260</b> (n=25)	<b>0.188</b> (n=18)	<b>0.146</b> (n=14)	
W1 Severe AUD (6+ symptoms) (n=66)	<b>0.167</b> (n=11)	<b>0.121</b> (n=8)	<b>0.136</b> (n=9)	<b>0.197</b> (n=13)	<b>0.379</b> (n=25)	
Ages 48-55 (n=5240)						
	W2 Abstainer/Low-Risk Drinker (n=3735)	W2 Sub-Diagnostic Risky Drinker (n=1013)	W2 Mild AUD (2-3 symptoms) (n=322)	W2 Moderate AUD (4-5 symptoms) (n=113)	W2 Severe AUD (6+ symptoms) (n=57)	
W1 Abstainer/Low-Risk Drinker (n=3854)	<b>0.864</b> (n=3329)	<b>0.109</b> (n=421)	<b>0.020</b> (n=76)	<b>0.004</b> (n=17)	<b>0.003</b> (n=11)	
W1 Sub-Diagnostic Risky Drinker (n=1005)	<b>0.342</b> (n=344)	<b>0.473</b> (n=475)	<b>0.139</b> (n=140)	<b>0.034</b> (n=34)	<b>0.012</b> (n=12)	
W1 Mild AUD (2-3 symptoms) (n=255)	<b>0.165</b> (n=42)	<b>0.373</b> (n=95)	<b>0.290</b> (n=74)	<b>0.133</b> (n=34)	<b>0.039</b> (n=10)	
W1 Moderate AUD (4-5 symptoms) (n=64)	<b>0.172</b> (n=11)	<b>0.219</b> (n=14)	<b>0.344</b> (n=22)	<b>0.188</b> (n=12)	<b>0.078</b> (n=5)	
W1 Severe AUD (6+ symptoms) (n=62)	<b>0.145</b> (n=9)	<b>0.129</b> (n=8)	<b>0.161</b> (n=10)	<b>0.258</b> (n=16)	<b>0.306</b> (n=19)	
Ages 56-69 (n=6400)						
	W2 Abstainer/Low-Risk Drinker (n=5096)	W2 Sub-Diagnostic Risky Drinker (n=985)	W2 Mild AUD (2-3 symptoms) (n=224)	W2 Moderate AUD (4-5 symptoms) (n=70)	W2 Severe AUD (6+ symptoms) (n=25)	
W1 Abstainer/Low-Risk Drinker (n=5201)	<b>0.907</b> (n=4718)	<b>0.080</b> (n=414)	<b>0.011</b> (n=58)	<b>0.001</b> (n=6)	<b>0.001</b> (n=5)	
W1 Sub-Diagnostic Risky Drinker (n=952)	<b>0.356</b> (n=339)	<b>0.503</b> (n=479)	<b>0.105</b> (n=100)	<b>0.024</b> (n=23)	<b>0.012</b> (n=11)	
W1 Mild AUD (2-3 symptoms) (n=179)	<b>0.173</b> (n=31)	<b>0.419</b> (n=75)	<b>0.268</b> (n=48)	<b>0.134</b> (n=24)	<b>0.006</b> (n=1)	
W1 Moderate AUD (4-5 symptoms) (n=47)	<b>0.064</b> (n=3)	<b>0.277</b> (n=13)	<b>0.340</b> (n=16)	<b>0.255</b> (n=12)	<b>0.064</b> (n=3)	
W1 Severe AUD (6+ symptoms) (n=21)	<b>0.238</b> (n=5)	<b>0.190</b> (n=4)	<b>0.095</b> (n=2)	<b>0.238</b> (n=5)	<b>0.238</b> (n=5)	
Ages 70+ (n=5252)						
	W2 Abstainer/Low-Risk Drinker (n=4800)	W2 Sub-Diagnostic Risky Drinker (n=389)	W2 Mild AUD (2-3 symptoms) (n=53)	W2 Moderate AUD (4-5 symptoms) (n=8)	W2 Severe AUD (6+ symptoms) (n=2)	
W1 Abstainer/Low-Risk Drinker (n=4793)	<b>0.959</b> (n=4596)	<b>0.036</b> (n=173)	<b>0.004</b> (n=21)	<b>0.000</b> (n=2)	<b>0.000</b> (n=1)	
W1 Sub-Diagnostic Risky Drinker (n=425)	<b>0.452</b> (n=192)	<b>0.473</b> (n=201)	<b>0.066</b> (n=28)	<b>0.009</b> (n=4)	<b>0.000</b> (n=0)	
W1 Mild AUD (2-3 symptoms) (n=27)	<b>0.296</b> (n=8)	<b>0.481</b> (n=13)	<b>0.111</b> (n=3)	<b>0.074</b> (n=2)	<b>0.037</b> (n=1)	
W1 Moderate AUD (4-5 symptoms) (n=3)	<b>0.333</b> (n=1)	<b>0.333</b> (n=1)	<b>0.333</b> (n=1)	<b>0.000</b> (n=0)	<b>0.000</b> (n=0)	
W1 Severe AUD (6+ symptoms) (n=4)	<b>0.750</b> (n=3)	<b>0.250</b> (n=1)	<b>0.000</b> (n=0)	<b>0.000</b> (n=0)	<b>0.000</b> (n=0)	



*Online Supplements Figure D1. Supplemental descriptive plots of age-variability in transition probabilities of interest when including the two older age groups that were excluded from the current study's primary analyses. Plotted transition probabilities are based on simple descriptive cross-tabulations of Wave-1 status membership by Wave-2 status membership within age groups.*



**Online Supplements Appendix E:**

**Depicting characteristics and transitions among nine smaller groups that comprise the current study's five drinking statuses**

## ONLINE SUPPLEMENTS APPENDICES: AGE VARIABILITY IN AUD DESISTANCE

18

Online Supplements Table E1

Frequencies for the nine smaller groups that comprise the current study's five drinking statuses: Frequencies (a) for each of the current study's six age groups, (b) for the current study's overall sample, (c) for groups of NESARC participants excluded from analyses, and (d) for the total NESARC sample combining those included and excluded from analyses

	Wave 1 drinking groups (nine) and statuses (five)											
	Status 1: Abstainer/Low-Risk Drinker		Status 2: Sub-Diagnostic Risky Drinker				Status 3: Mild AUD (2-3 symptoms)	Status 4: Moderate AUD (4-5 symptoms)	Status 5: Severe AUD (6+ symptoms)	Total non-missing	Total missing	Total non-missing and missing
	Abstainer	Low-Risk Drinker	Weekly Limit Exceeder Only	Infrequent Daily Limit Exceeder	Frequent Daily Limit Exceeder	Sub-AUD (1 symptom)						
Age groups used in analyses												
Ages 20-24	744 (34.2%)	538 (24.7%)	3 (0.1%)	164 (7.5%)	39 (1.8%)	232 (10.7%)	248 (11.4%)	111 (5.1%)	95 (4.4%)	2174 (100%)	0 (0%)	2174 (100%)
Ages 25-29	696 (25.6%)	793 (29.2%)	8 (0.3%)	318 (11.7%)	79 (2.9%)	325 (12.0%)	292 (10.7%)	123 (4.5%)	83 (3.1%)	2717 (100%)	0 (0%)	2717 (100%)
Ages 30-34	817 (26.4%)	1066 (34.4%)	21 (0.7%)	394 (12.7%)	79 (2.5%)	322 (10.4%)	267 (8.6%)	88 (2.8%)	46 (1.5%)	3100 (100%)	0 (0%)	3100 (100%)
Ages 35-39	914 (26.2%)	1313 (37.7%)	28 (0.8%)	408 (11.7%)	101 (2.9%)	362 (10.4%)	251 (7.2%)	72 (2.1%)	38 (1.1%)	3487 (100%)	0 (0%)	3487 (100%)
Ages 40-47	1811 (29.8%)	2371 (39.0%)	74 (1.2%)	568 (9.3%)	168 (2.8%)	554 (9.1%)	368 (6.1%)	96 (1.6%)	66 (1.1%)	6076 (100%)	0 (0%)	6076 (100%)
Ages 48-55	1734 (33.1%)	2120 (40.5%)	94 (1.8%)	375 (7.2%)	120 (2.3%)	416 (7.9%)	255 (4.9%)	64 (1.2%)	62 (1.2%)	5240 (100%)	0 (0%)	5240 (100%)
<b>Combined current sample</b>	<b>6716 (29.5%)</b>	<b>8201 (36.0%)</b>	<b>228 (1.0%)</b>	<b>2227 (9.8%)</b>	<b>586 (2.6%)</b>	<b>2211 (9.7%)</b>	<b>1681 (7.4%)</b>	<b>554 (2.4%)</b>	<b>390 (1.7%)</b>	<b>22794 (100%)</b>	<b>0 (0%)</b>	<b>22794 (100%)</b>
Excluded from analyses												
Not retained at Wave 2	3739 (44.3%)	2513 (29.8%)	99 (1.2%)	540 (6.4%)	210 (2.5%)	571 (6.8%)	411 (4.9%)	167 (2.0%)	112 (1.3%)	8362 (99.1%)	78 (0.9%)	8440 (100%)
Missing current study data	10 (4.8%)	19 (9.2%)	1 (0.5%)	5 (2.4%)	4 (1.9%)	2 (1.0%)	2 (1.0%)	1 (0.5%)	1 (0.5%)	45 (21.7%)	162 (78.3%)	207 (100%)
Over age 55	5682 (48.8%)	4312 (37.0%)	285 (2.4%)	423 (3.6%)	169 (1.5%)	500 (4.3%)	206 (1.8%)	50 (0.4%)	25 (0.2%)	11652 (100%)	0 (0%)	11652 (100%)
Ages 56-69	2693 (42.1%)	2508 (39.2%)	143 (2.2%)	334 (5.2%)	129 (2.0%)	346 (5.4%)	179 (2.8%)	47 (0.7%)	21 (0.3%)	6400 (100%)	0 (0%)	6400 (100%)
Ages 70+	2989 (56.9%)	1804 (34.3%)	142 (2.7%)	89 (1.7%)	40 (0.8%)	154 (2.9%)	27 (0.5%)	3 (0.1%)	4 (0.1%)	5252 (100%)	0 (0%)	5252 (100%)
<b>Combined across all excluded</b>	<b>9431 (46.5%)</b>	<b>6844 (33.7%)</b>	<b>385 (1.9%)</b>	<b>968 (4.8%)</b>	<b>383 (1.9%)</b>	<b>1073 (5.3%)</b>	<b>619 (3.0%)</b>	<b>218 (1.1%)</b>	<b>138 (0.7%)</b>	<b>20059 (98.8%)</b>	<b>240 (1.2%)</b>	<b>20299 (100%)</b>
<b>All NESARC participants</b>	<b>16147 (37.5%)</b>	<b>15045 (34.9%)</b>	<b>613 (1.4%)</b>	<b>3195 (7.4%)</b>	<b>969 (2.2%)</b>	<b>3284 (7.6%)</b>	<b>2300 (5.3%)</b>	<b>772 (1.8%)</b>	<b>528 (1.2%)</b>	<b>42853 (99.4%)</b>	<b>240 (0.6%)</b>	<b>43093 (100%)</b>
	Wave 2 drinking groups (nine) and statuses (five)											
	Status 1: Abstainer/Low-Risk Drinker		Status 2: Sub-Diagnostic Risky Drinker				Status 3: Mild AUD (2-3 symptoms)	Status 4: Moderate AUD (4-5 symptoms)	Status 5: Severe AUD (6+ symptoms)	Total non-missing	Total missing	Total non-missing and missing
	Abstainer	Low-Risk Drinker	Weekly Limit Exceeder Only	Infrequent Daily Limit Exceeder	Frequent Daily Limit Exceeder	Sub-AUD (1 symptom)						
Age groups used in analyses												
Ages 20-24	482 (22.2%)	474 (21.8%)	6 (0.3%)	288 (13.2%)	60 (2.8%)	292 (13.4%)	346 (15.9%)	137 (6.3%)	89 (4.1%)	2174 (100%)	0 (0%)	2174 (100%)
Ages 25-29	696 (25.6%)	736 (27.1%)	6 (0.2%)	418 (15.4%)	76 (2.8%)	334 (12.3%)	301 (11.1%)	102 (3.8%)	48 (1.8%)	2717 (100%)	0 (0%)	2717 (100%)
Ages 30-34	805 (26.0%)	987 (31.8%)	24 (0.8%)	415 (13.4%)	68 (2.2%)	386 (12.5%)	289 (9.3%)	81 (2.6%)	45 (1.5%)	3100 (100%)	0 (0%)	3100 (100%)
Ages 35-39	934 (26.8%)	1207 (34.6%)	13 (0.4%)	447 (12.8%)	70 (2.0%)	379 (10.9%)	289 (8.3%)	91 (2.6%)	57 (1.6%)	3487 (100%)	0 (0%)	3487 (100%)
Ages 40-47	1852 (30.5%)	2124 (35.0%)	52 (0.9%)	647 (10.6%)	131 (2.2%)	617 (10.2%)	429 (7.1%)	130 (2.1%)	94 (1.5%)	6076 (100%)	0 (0%)	6076 (100%)
Ages 48-55	1719 (32.8%)	2016 (38.5%)	61 (1.2%)	434 (8.3%)	102 (1.9%)	416 (7.9%)	322 (6.1%)	113 (2.2%)	57 (1.1%)	5240 (100%)	0 (0%)	5240 (100%)
<b>Combined current sample</b>	<b>6488 (28.5%)</b>	<b>7544 (33.1%)</b>	<b>162 (0.7%)</b>	<b>2649 (11.6%)</b>	<b>507 (2.2%)</b>	<b>2424 (10.6%)</b>	<b>1976 (8.7%)</b>	<b>654 (2.9%)</b>	<b>390 (1.7%)</b>	<b>22794 (100%)</b>	<b>0 (0%)</b>	<b>22794 (100%)</b>
Excluded from analyses												
Not retained at Wave 2	0 (0%)	0 (0%)	0 (0%)	0 (0%)	0 (0%)	0 (0%)	0 (0%)	0 (0%)	0 (0%)	0 (0%)	8440 (100%)	8440 (100%)
Missing current study data	38 (18.4%)	66 (31.9%)	2 (1.0%)	11 (5.3%)	6 (2.9%)	22 (10.6%)	8 (3.9%)	2 (1.0%)	5 (2.4%)	160 (77.3%)	47 (22.7%)	207 (100%)
Over age 55	5950 (51.1%)	3946 (33.9%)	288 (2.5%)	436 (3.7%)	136 (1.2%)	514 (4.4%)	277 (2.4%)	78 (0.7%)	27 (0.2%)	11652 (100%)	0 (0%)	11652 (100%)
Ages 56-69	2807 (43.9%)	2289 (35.8%)	149 (2.3%)	348 (5.4%)	107 (1.7%)	381 (6.0%)	224 (3.5%)	70 (1.1%)	25 (0.4%)	6400 (100%)	0 (0%)	6400 (100%)
Ages 70+	3143 (59.8%)	1657 (31.5%)	139 (2.6%)	88 (1.7%)	29 (0.6%)	133 (2.5%)	53 (1.0%)	8 (0.2%)	2 (0.0%)	5252 (100%)	0 (0%)	5252 (100%)
<b>Combined across all excluded</b>	<b>5988 (29.5%)</b>	<b>4012 (19.8%)</b>	<b>290 (1.4%)</b>	<b>447 (2.2%)</b>	<b>142 (0.7%)</b>	<b>536 (2.6%)</b>	<b>285 (1.4%)</b>	<b>80 (0.4%)</b>	<b>32 (0.2%)</b>	<b>11812 (58.2%)</b>	<b>8487 (41.8%)</b>	<b>20299 (100%)</b>
<b>All NESARC participants</b>	<b>12476 (29.0%)</b>	<b>11556 (26.8%)</b>	<b>452 (1.0%)</b>	<b>3096 (7.2%)</b>	<b>649 (1.5%)</b>	<b>2960 (6.9%)</b>	<b>2261 (5.2%)</b>	<b>734 (1.7%)</b>	<b>422 (1.0%)</b>	<b>34606 (80.3%)</b>	<b>8487 (19.7%)</b>	<b>43093 (100%)</b>

ONLINE SUPPLEMENTS APPENDICES: AGE VARIABILITY IN AUD DESISTANCE

Online Supplements Table E2  
 Descriptive cross-tabulations for the nine smaller drinking groups that comprise the current study's five drinking statuses

Ages 20-24 (n=2174)									
	Abstainer (n=482)	Low-Risk Drinker (n=474)	Weekly Limit Exceeder Only (n=6)	Infrequent Daily Limit Exceeder (n=288)	Frequent Daily Limit Exceeder (n=60)	Sub-AUD (1 symptom) (n=292)	Mild AUD (2-3 symptoms) (n=346)	Moderate AUD (4-5 symptoms) (n=137)	Severe AUD (6+ symptoms) (n=89)
Abstainer (n=744)	<b>0.448</b> (n=333)	<b>0.285</b> (n=212)	<b>0.003</b> (n=2)	<b>0.070</b> (n=52)	<b>0.015</b> (n=11)	<b>0.074</b> (n=55)	<b>0.067</b> (n=50)	<b>0.031</b> (n=23)	<b>0.008</b> (n=6)
Low-Risk Drinker (n=538)	<b>0.167</b> (n=90)	<b>0.309</b> (n=166)	<b>0.006</b> (n=3)	<b>0.149</b> (n=80)	<b>0.020</b> (n=11)	<b>0.138</b> (n=74)	<b>0.134</b> (n=72)	<b>0.052</b> (n=28)	<b>0.026</b> (n=14)
Weekly Limit Exceeder Only (n=3)	<b>0.333</b> (n=1)	<b>0.000</b> (n=0)	<b>0.000</b> (n=0)	<b>0.000</b> (n=0)	<b>0.000</b> (n=0)	<b>0.000</b> (n=0)	<b>0.667</b> (n=2)	<b>0.000</b> (n=0)	<b>0.000</b> (n=0)
Infrequent Daily Limit Exceeder (n=164)	<b>0.055</b> (n=9)	<b>0.152</b> (n=25)	<b>0.000</b> (n=0)	<b>0.268</b> (n=44)	<b>0.024</b> (n=4)	<b>0.244</b> (n=40)	<b>0.165</b> (n=27)	<b>0.049</b> (n=8)	<b>0.043</b> (n=7)
Frequent Daily Limit Exceeder (n=39)	<b>0.077</b> (n=3)	<b>0.051</b> (n=2)	<b>0.000</b> (n=0)	<b>0.231</b> (n=9)	<b>0.051</b> (n=2)	<b>0.282</b> (n=11)	<b>0.231</b> (n=9)	<b>0.026</b> (n=1)	<b>0.051</b> (n=2)
Sub-AUD (1 symptom) (n=232)	<b>0.091</b> (n=21)	<b>0.151</b> (n=35)	<b>0.004</b> (n=1)	<b>0.198</b> (n=46)	<b>0.034</b> (n=8)	<b>0.172</b> (n=40)	<b>0.233</b> (n=54)	<b>0.069</b> (n=16)	<b>0.047</b> (n=11)
Mild AUD (2-3 symptoms) (n=248)	<b>0.069</b> (n=17)	<b>0.105</b> (n=26)	<b>0.000</b> (n=0)	<b>0.141</b> (n=35)	<b>0.052</b> (n=13)	<b>0.185</b> (n=46)	<b>0.282</b> (n=70)	<b>0.105</b> (n=26)	<b>0.060</b> (n=15)
Moderate AUD (4-5 symptoms) (n=111)	<b>0.018</b> (n=2)	<b>0.063</b> (n=7)	<b>0.000</b> (n=0)	<b>0.081</b> (n=9)	<b>0.063</b> (n=7)	<b>0.162</b> (n=18)	<b>0.351</b> (n=39)	<b>0.144</b> (n=16)	<b>0.117</b> (n=13)
Severe AUD (6+ symptoms) (n=95)	<b>0.063</b> (n=6)	<b>0.011</b> (n=1)	<b>0.000</b> (n=0)	<b>0.137</b> (n=13)	<b>0.042</b> (n=4)	<b>0.084</b> (n=8)	<b>0.242</b> (n=23)	<b>0.200</b> (n=19)	<b>0.221</b> (n=21)
Ages 25-29 (n=2717)									
	Abstainer (n=696)	Low-Risk Drinker (n=736)	Weekly Limit Exceeder Only (n=6)	Infrequent Daily Limit Exceeder (n=418)	Frequent Daily Limit Exceeder (n=76)	Sub-AUD (1 symptom) (n=334)	Mild AUD (2-3 symptoms) (n=301)	Moderate AUD (4-5 symptoms) (n=102)	Severe AUD (6+ symptoms) (n=48)
Abstainer (n=696)	<b>0.644</b> (n=448)	<b>0.231</b> (n=161)	<b>0.001</b> (n=1)	<b>0.045</b> (n=31)	<b>0.006</b> (n=4)	<b>0.036</b> (n=25)	<b>0.020</b> (n=14)	<b>0.011</b> (n=8)	<b>0.006</b> (n=4)
Low-Risk Drinker (n=793)	<b>0.188</b> (n=149)	<b>0.460</b> (n=365)	<b>0.003</b> (n=2)	<b>0.150</b> (n=119)	<b>0.019</b> (n=15)	<b>0.092</b> (n=73)	<b>0.066</b> (n=52)	<b>0.019</b> (n=15)	<b>0.004</b> (n=3)
Weekly Limit Exceeder Only (n=8)	<b>0.000</b> (n=0)	<b>0.250</b> (n=2)	<b>0.125</b> (n=1)	<b>0.250</b> (n=2)	<b>0.000</b> (n=0)	<b>0.250</b> (n=2)	<b>0.000</b> (n=0)	<b>0.000</b> (n=0)	<b>0.125</b> (n=1)
Infrequent Daily Limit Exceeder (n=318)	<b>0.097</b> (n=31)	<b>0.255</b> (n=81)	<b>0.000</b> (n=0)	<b>0.296</b> (n=94)	<b>0.041</b> (n=13)	<b>0.176</b> (n=56)	<b>0.110</b> (n=35)	<b>0.016</b> (n=5)	<b>0.009</b> (n=3)
Frequent Daily Limit Exceeder (n=79)	<b>0.114</b> (n=9)	<b>0.063</b> (n=5)	<b>0.000</b> (n=0)	<b>0.215</b> (n=17)	<b>0.139</b> (n=11)	<b>0.190</b> (n=15)	<b>0.203</b> (n=16)	<b>0.038</b> (n=3)	<b>0.038</b> (n=3)
Sub-AUD (1 symptom) (n=325)	<b>0.092</b> (n=30)	<b>0.209</b> (n=68)	<b>0.006</b> (n=2)	<b>0.225</b> (n=73)	<b>0.028</b> (n=9)	<b>0.225</b> (n=73)	<b>0.175</b> (n=57)	<b>0.031</b> (n=10)	<b>0.009</b> (n=3)
Mild AUD (2-3 symptoms) (n=292)	<b>0.058</b> (n=17)	<b>0.134</b> (n=39)	<b>0.000</b> (n=0)	<b>0.182</b> (n=53)	<b>0.041</b> (n=12)	<b>0.205</b> (n=60)	<b>0.247</b> (n=72)	<b>0.092</b> (n=27)	<b>0.041</b> (n=12)
Moderate AUD (4-5 symptoms) (n=123)	<b>0.049</b> (n=6)	<b>0.089</b> (n=11)	<b>0.000</b> (n=0)	<b>0.163</b> (n=20)	<b>0.073</b> (n=9)	<b>0.146</b> (n=18)	<b>0.285</b> (n=35)	<b>0.138</b> (n=17)	<b>0.057</b> (n=7)
Severe AUD (6+ symptoms) (n=83)	<b>0.072</b> (n=6)	<b>0.048</b> (n=4)	<b>0.000</b> (n=0)	<b>0.108</b> (n=9)	<b>0.036</b> (n=3)	<b>0.145</b> (n=12)	<b>0.241</b> (n=20)	<b>0.205</b> (n=17)	<b>0.145</b> (n=12)

## ONLINE SUPPLEMENTS APPENDICES: AGE VARIABILITY IN AUD DESISTANCE

20

Online Supplements Table E2 ctd.

Ages 30-34 (n=3100)									
	Abstainer (n=805)	Low-Risk Drinker (n=987)	Weekly Limit Exceeder Only (n=24)	Infrequent Daily Limit Exceeder (n=415)	Frequent Daily Limit Exceeder (n=68)	Sub-AUD (1 symptom) (n=386)	Mild AUD (2-3 symptoms) (n=289)	Moderate AUD (4-5 symptoms) (n=81)	Severe AUD (6+ symptoms) (n=45)
Abstainer (n=817)	<b>0.660</b> (n=539)	<b>0.213</b> (n=174)	<b>0.004</b> (n=3)	<b>0.047</b> (n=38)	<b>0.010</b> (n=8)	<b>0.040</b> (n=33)	<b>0.021</b> (n=17)	<b>0.005</b> (n=4)	<b>0.001</b> (n=1)
Low-Risk Drinker (n=1066)	<b>0.174</b> (n=185)	<b>0.527</b> (n=562)	<b>0.011</b> (n=12)	<b>0.119</b> (n=127)	<b>0.007</b> (n=7)	<b>0.100</b> (n=107)	<b>0.049</b> (n=52)	<b>0.008</b> (n=9)	<b>0.005</b> (n=5)
Weekly Limit Exceeder Only (n=21)	<b>0.000</b> (n=0)	<b>0.286</b> (n=6)	<b>0.000</b> (n=0)	<b>0.095</b> (n=2)	<b>0.048</b> (n=1)	<b>0.333</b> (n=7)	<b>0.190</b> (n=4)	<b>0.000</b> (n=0)	<b>0.048</b> (n=1)
Infrequent Daily Limit Exceeder (n=394)	<b>0.058</b> (n=23)	<b>0.302</b> (n=119)	<b>0.003</b> (n=1)	<b>0.299</b> (n=118)	<b>0.030</b> (n=12)	<b>0.178</b> (n=70)	<b>0.109</b> (n=43)	<b>0.010</b> (n=4)	<b>0.010</b> (n=4)
Frequent Daily Limit Exceeder (n=79)	<b>0.013</b> (n=1)	<b>0.139</b> (n=11)	<b>0.000</b> (n=0)	<b>0.278</b> (n=22)	<b>0.152</b> (n=12)	<b>0.203</b> (n=16)	<b>0.165</b> (n=13)	<b>0.038</b> (n=3)	<b>0.013</b> (n=1)
Sub-AUD (1 symptom) (n=322)	<b>0.081</b> (n=26)	<b>0.224</b> (n=72)	<b>0.009</b> (n=3)	<b>0.189</b> (n=61)	<b>0.031</b> (n=10)	<b>0.211</b> (n=68)	<b>0.189</b> (n=61)	<b>0.043</b> (n=14)	<b>0.022</b> (n=7)
Mild AUD (2-3 symptoms) (n=267)	<b>0.082</b> (n=22)	<b>0.112</b> (n=30)	<b>0.019</b> (n=5)	<b>0.142</b> (n=38)	<b>0.041</b> (n=11)	<b>0.240</b> (n=64)	<b>0.232</b> (n=62)	<b>0.094</b> (n=25)	<b>0.037</b> (n=10)
Moderate AUD (4-5 symptoms) (n=88)	<b>0.068</b> (n=6)	<b>0.091</b> (n=8)	<b>0.000</b> (n=0)	<b>0.057</b> (n=5)	<b>0.045</b> (n=4)	<b>0.170</b> (n=15)	<b>0.273</b> (n=24)	<b>0.193</b> (n=17)	<b>0.102</b> (n=9)
Severe AUD (6+ symptoms) (n=46)	<b>0.065</b> (n=3)	<b>0.109</b> (n=5)	<b>0.000</b> (n=0)	<b>0.087</b> (n=4)	<b>0.065</b> (n=3)	<b>0.130</b> (n=6)	<b>0.283</b> (n=13)	<b>0.109</b> (n=5)	<b>0.152</b> (n=7)
Ages 35-39 (n=3487)									
	Abstainer (n=934)	Low-Risk Drinker (n=1207)	Weekly Limit Exceeder Only (n=13)	Infrequent Daily Limit Exceeder (n=447)	Frequent Daily Limit Exceeder (n=70)	Sub-AUD (1 symptom) (n=379)	Mild AUD (2-3 symptoms) (n=289)	Moderate AUD (4-5 symptoms) (n=91)	Severe AUD (6+ symptoms) (n=57)
Abstainer (n=914)	<b>0.676</b> (n=618)	<b>0.223</b> (n=204)	<b>0.003</b> (n=3)	<b>0.040</b> (n=37)	<b>0.007</b> (n=6)	<b>0.022</b> (n=20)	<b>0.016</b> (n=15)	<b>0.008</b> (n=7)	<b>0.004</b> (n=4)
Low-Risk Drinker (n=1313)	<b>0.167</b> (n=219)	<b>0.551</b> (n=724)	<b>0.003</b> (n=4)	<b>0.116</b> (n=152)	<b>0.006</b> (n=8)	<b>0.098</b> (n=129)	<b>0.049</b> (n=64)	<b>0.007</b> (n=9)	<b>0.003</b> (n=4)
Weekly Limit Exceeder Only (n=28)	<b>0.036</b> (n=1)	<b>0.286</b> (n=8)	<b>0.036</b> (n=1)	<b>0.179</b> (n=5)	<b>0.000</b> (n=0)	<b>0.321</b> (n=9)	<b>0.107</b> (n=3)	<b>0.000</b> (n=0)	<b>0.036</b> (n=1)
Infrequent Daily Limit Exceeder (n=408)	<b>0.088</b> (n=36)	<b>0.287</b> (n=117)	<b>0.002</b> (n=1)	<b>0.309</b> (n=126)	<b>0.017</b> (n=7)	<b>0.179</b> (n=73)	<b>0.088</b> (n=36)	<b>0.025</b> (n=10)	<b>0.005</b> (n=2)
Frequent Daily Limit Exceeder (n=101)	<b>0.059</b> (n=6)	<b>0.149</b> (n=15)	<b>0.000</b> (n=0)	<b>0.248</b> (n=25)	<b>0.119</b> (n=12)	<b>0.188</b> (n=19)	<b>0.149</b> (n=15)	<b>0.030</b> (n=3)	<b>0.059</b> (n=6)
Sub-AUD (1 symptom) (n=362)	<b>0.077</b> (n=28)	<b>0.262</b> (n=95)	<b>0.003</b> (n=1)	<b>0.188</b> (n=68)	<b>0.041</b> (n=15)	<b>0.193</b> (n=70)	<b>0.152</b> (n=55)	<b>0.052</b> (n=19)	<b>0.030</b> (n=11)
Mild AUD (2-3 symptoms) (n=251)	<b>0.052</b> (n=13)	<b>0.155</b> (n=39)	<b>0.012</b> (n=3)	<b>0.112</b> (n=28)	<b>0.084</b> (n=21)	<b>0.183</b> (n=46)	<b>0.279</b> (n=70)	<b>0.080</b> (n=20)	<b>0.044</b> (n=11)
Moderate AUD (4-5 symptoms) (n=72)	<b>0.111</b> (n=8)	<b>0.056</b> (n=4)	<b>0.000</b> (n=0)	<b>0.056</b> (n=4)	<b>0.014</b> (n=1)	<b>0.139</b> (n=10)	<b>0.333</b> (n=24)	<b>0.181</b> (n=13)	<b>0.111</b> (n=8)
Severe AUD (6+ symptoms) (n=38)	<b>0.132</b> (n=5)	<b>0.026</b> (n=1)	<b>0.000</b> (n=0)	<b>0.053</b> (n=2)	<b>0.000</b> (n=0)	<b>0.079</b> (n=3)	<b>0.184</b> (n=7)	<b>0.263</b> (n=10)	<b>0.263</b> (n=10)

## ONLINE SUPPLEMENTS APPENDICES: AGE VARIABILITY IN AUD DESISTANCE

Online Supplements Table E2 ctd.

Ages 40-47 (n=6076)									
	Abstainer (n=1852)	Low-Risk Drinker (n=2124)	Weekly Limit Exceeder Only (n=52)	Infrequent Daily Limit Exceeder (n=647)	Frequent Daily Limit Exceeder (n=131)	Sub-AUD (1 symptom) (n=617)	Mild AUD (2-3 symptoms) (n=429)	Moderate AUD (4-5 symptoms) (n=130)	Severe AUD (6+ symptoms) (n=94)
Abstainer (n=1811)	<b>0.727</b> (n=1317)	<b>0.195</b> (n=353)	<b>0.002</b> (n=4)	<b>0.024</b> (n=44)	<b>0.004</b> (n=7)	<b>0.022</b> (n=40)	<b>0.014</b> (n=25)	<b>0.006</b> (n=10)	<b>0.006</b> (n=11)
Low-Risk Drinker (n=2371)	<b>0.170</b> (n=403)	<b>0.587</b> (n=1392)	<b>0.008</b> (n=20)	<b>0.095</b> (n=226)	<b>0.010</b> (n=24)	<b>0.086</b> (n=204)	<b>0.033</b> (n=79)	<b>0.005</b> (n=11)	<b>0.005</b> (n=12)
Weekly Limit Exceeder Only (n=74)	<b>0.027</b> (n=2)	<b>0.284</b> (n=21)	<b>0.135</b> (n=10)	<b>0.176</b> (n=13)	<b>0.027</b> (n=2)	<b>0.203</b> (n=15)	<b>0.122</b> (n=9)	<b>0.014</b> (n=1)	<b>0.014</b> (n=1)
Infrequent Daily Limit Exceeder (n=568)	<b>0.069</b> (n=39)	<b>0.262</b> (n=149)	<b>0.002</b> (n=1)	<b>0.322</b> (n=183)	<b>0.040</b> (n=23)	<b>0.174</b> (n=99)	<b>0.114</b> (n=65)	<b>0.011</b> (n=6)	<b>0.005</b> (n=3)
Frequent Daily Limit Exceeder (n=168)	<b>0.107</b> (n=18)	<b>0.119</b> (n=20)	<b>0.012</b> (n=2)	<b>0.173</b> (n=29)	<b>0.173</b> (n=29)	<b>0.173</b> (n=29)	<b>0.173</b> (n=29)	<b>0.048</b> (n=8)	<b>0.024</b> (n=4)
Sub-AUD (1 symptom) (n=554)	<b>0.090</b> (n=50)	<b>0.240</b> (n=133)	<b>0.022</b> (n=12)	<b>0.161</b> (n=89)	<b>0.036</b> (n=20)	<b>0.218</b> (n=121)	<b>0.173</b> (n=96)	<b>0.047</b> (n=26)	<b>0.013</b> (n=7)
Mild AUD (2-3 symptoms) (n=368)	<b>0.035</b> (n=13)	<b>0.128</b> (n=47)	<b>0.008</b> (n=3)	<b>0.144</b> (n=53)	<b>0.046</b> (n=17)	<b>0.242</b> (n=89)	<b>0.250</b> (n=92)	<b>0.101</b> (n=37)	<b>0.046</b> (n=17)
Moderate AUD (4-5 symptoms) (n=96)	<b>0.021</b> (n=2)	<b>0.063</b> (n=6)	<b>0.000</b> (n=0)	<b>0.083</b> (n=8)	<b>0.073</b> (n=7)	<b>0.167</b> (n=16)	<b>0.260</b> (n=25)	<b>0.188</b> (n=18)	<b>0.146</b> (n=14)
Severe AUD (6+ symptoms) (n=66)	<b>0.121</b> (n=8)	<b>0.045</b> (n=3)	<b>0.000</b> (n=0)	<b>0.030</b> (n=2)	<b>0.030</b> (n=2)	<b>0.061</b> (n=4)	<b>0.136</b> (n=9)	<b>0.197</b> (n=13)	<b>0.379</b> (n=25)
Ages 48-55 (n=5240)									
	Abstainer (n=1719)	Low-Risk Drinker (n=2016)	Weekly Limit Exceeder Only (n=61)	Infrequent Daily Limit Exceeder (n=434)	Frequent Daily Limit Exceeder (n=102)	Sub-AUD (1 symptom) (n=416)	Mild AUD (2-3 symptoms) (n=322)	Moderate AUD (4-5 symptoms) (n=113)	Severe AUD (6+ symptoms) (n=57)
Abstainer (n=1734)	<b>0.745</b> (n=1291)	<b>0.193</b> (n=334)	<b>0.002</b> (n=4)	<b>0.018</b> (n=32)	<b>0.003</b> (n=5)	<b>0.018</b> (n=31)	<b>0.012</b> (n=21)	<b>0.005</b> (n=9)	<b>0.004</b> (n=7)
Low-Risk Drinker (n=2120)	<b>0.153</b> (n=324)	<b>0.651</b> (n=1380)	<b>0.014</b> (n=29)	<b>0.071</b> (n=150)	<b>0.010</b> (n=21)	<b>0.070</b> (n=149)	<b>0.026</b> (n=55)	<b>0.004</b> (n=8)	<b>0.002</b> (n=4)
Weekly Limit Exceeder Only (n=94)	<b>0.064</b> (n=6)	<b>0.351</b> (n=33)	<b>0.106</b> (n=10)	<b>0.117</b> (n=11)	<b>0.053</b> (n=3)	<b>0.149</b> (n=14)	<b>0.138</b> (n=13)	<b>0.011</b> (n=1)	<b>0.011</b> (n=1)
Infrequent Daily Limit Exceeder (n=375)	<b>0.093</b> (n=35)	<b>0.304</b> (n=114)	<b>0.011</b> (n=4)	<b>0.277</b> (n=104)	<b>0.040</b> (n=15)	<b>0.131</b> (n=49)	<b>0.112</b> (n=42)	<b>0.021</b> (n=8)	<b>0.011</b> (n=4)
Frequent Daily Limit Exceeder (n=120)	<b>0.067</b> (n=8)	<b>0.100</b> (n=12)	<b>0.042</b> (n=5)	<b>0.208</b> (n=25)	<b>0.150</b> (n=18)	<b>0.242</b> (n=29)	<b>0.142</b> (n=17)	<b>0.033</b> (n=4)	<b>0.017</b> (n=2)
Sub-AUD (1 symptom) (n=416)	<b>0.075</b> (n=31)	<b>0.252</b> (n=105)	<b>0.019</b> (n=8)	<b>0.185</b> (n=77)	<b>0.060</b> (n=25)	<b>0.183</b> (n=76)	<b>0.163</b> (n=68)	<b>0.050</b> (n=21)	<b>0.012</b> (n=5)
Mild AUD (2-3 symptoms) (n=255)	<b>0.051</b> (n=13)	<b>0.114</b> (n=29)	<b>0.004</b> (n=1)	<b>0.118</b> (n=30)	<b>0.039</b> (n=10)	<b>0.212</b> (n=54)	<b>0.290</b> (n=74)	<b>0.133</b> (n=34)	<b>0.039</b> (n=10)
Moderate AUD (4-5 symptoms) (n=64)	<b>0.078</b> (n=5)	<b>0.094</b> (n=6)	<b>0.000</b> (n=0)	<b>0.031</b> (n=2)	<b>0.016</b> (n=1)	<b>0.172</b> (n=11)	<b>0.344</b> (n=22)	<b>0.188</b> (n=12)	<b>0.078</b> (n=5)
Severe AUD (6+ symptoms) (n=62)	<b>0.097</b> (n=6)	<b>0.048</b> (n=3)	<b>0.000</b> (n=0)	<b>0.048</b> (n=3)	<b>0.032</b> (n=2)	<b>0.048</b> (n=3)	<b>0.161</b> (n=10)	<b>0.258</b> (n=16)	<b>0.306</b> (n=19)

## ONLINE SUPPLEMENTS APPENDICES: AGE VARIABILITY IN AUD DESISTANCE

22

Online Supplements Table E2 ctd.

Ages 56-69 (n=6400)									
	Abstainer (n=2807)	Low-Risk Drinker (n=2289)	Weekly Limit Exceeder Only (n=149)	Infrequent Daily Limit Exceeder (n=348)	Frequent Daily Limit Exceeder (n=107)	Sub-AUD (1 symptom) (n=381)	Mild AUD (2-3 symptoms) (n=224)	Moderate AUD (4-5 symptoms) (n=70)	Severe AUD (6+ symptoms) (n=25)
Abstainer (n=2693)	<b>0.839</b> (n=2260)	<b>0.129</b> (n=347)	<b>0.003</b> (n=8)	<b>0.009</b> (n=24)	<b>0.001</b> (n=3)	<b>0.013</b> (n=36)	<b>0.005</b> (n=13)	<b>0.000</b> (n=1)	<b>0.000</b> (n=1)
Low-Risk Drinker (n=2508)	<b>0.187</b> (n=468)	<b>0.655</b> (n=1643)	<b>0.024</b> (n=60)	<b>0.049</b> (n=122)	<b>0.008</b> (n=19)	<b>0.057</b> (n=142)	<b>0.018</b> (n=45)	<b>0.002</b> (n=5)	<b>0.002</b> (n=4)
Weekly Limit Exceeder Only (n=143)	<b>0.042</b> (n=6)	<b>0.245</b> (n=35)	<b>0.294</b> (n=42)	<b>0.119</b> (n=17)	<b>0.070</b> (n=10)	<b>0.154</b> (n=22)	<b>0.063</b> (n=9)	<b>0.007</b> (n=1)	<b>0.007</b> (n=1)
Infrequent Daily Limit Exceeder (n=334)	<b>0.081</b> (n=27)	<b>0.329</b> (n=110)	<b>0.039</b> (n=13)	<b>0.260</b> (n=87)	<b>0.054</b> (n=18)	<b>0.153</b> (n=51)	<b>0.063</b> (n=21)	<b>0.009</b> (n=3)	<b>0.012</b> (n=4)
Frequent Daily Limit Exceeder (n=129)	<b>0.101</b> (n=13)	<b>0.217</b> (n=28)	<b>0.047</b> (n=6)	<b>0.186</b> (n=24)	<b>0.124</b> (n=16)	<b>0.140</b> (n=18)	<b>0.116</b> (n=15)	<b>0.039</b> (n=5)	<b>0.031</b> (n=4)
Sub-AUD (1 symptom) (n=346)	<b>0.064</b> (n=22)	<b>0.283</b> (n=98)	<b>0.049</b> (n=17)	<b>0.142</b> (n=49)	<b>0.061</b> (n=21)	<b>0.197</b> (n=68)	<b>0.159</b> (n=55)	<b>0.040</b> (n=14)	<b>0.006</b> (n=2)
Mild AUD (2-3 symptoms) (n=179)	<b>0.045</b> (n=8)	<b>0.128</b> (n=23)	<b>0.017</b> (n=3)	<b>0.123</b> (n=22)	<b>0.089</b> (n=16)	<b>0.190</b> (n=34)	<b>0.268</b> (n=48)	<b>0.134</b> (n=24)	<b>0.006</b> (n=1)
Moderate AUD (4-5 symptoms) (n=47)	<b>0.043</b> (n=2)	<b>0.021</b> (n=1)	<b>0.000</b> (n=0)	<b>0.064</b> (n=3)	<b>0.043</b> (n=2)	<b>0.170</b> (n=8)	<b>0.340</b> (n=16)	<b>0.255</b> (n=12)	<b>0.064</b> (n=3)
Severe AUD (6+ symptoms) (n=21)	<b>0.048</b> (n=1)	<b>0.190</b> (n=4)	<b>0.000</b> (n=0)	<b>0.000</b> (n=0)	<b>0.095</b> (n=2)	<b>0.095</b> (n=2)	<b>0.095</b> (n=2)	<b>0.238</b> (n=5)	<b>0.238</b> (n=5)
Ages 70+ (n=5252)									
	Abstainer (n=3143)	Low-Risk Drinker (n=1657)	Weekly Limit Exceeder Only (n=139)	Infrequent Daily Limit Exceeder (n=88)	Frequent Daily Limit Exceeder (n=29)	Sub-AUD (1 symptom) (n=133)	Mild AUD (2-3 symptoms) (n=53)	Moderate AUD (4-5 symptoms) (n=8)	Severe AUD (6+ symptoms) (n=2)
Abstainer (n=2989)	<b>0.888</b> (n=2654)	<b>0.103</b> (n=307)	<b>0.002</b> (n=5)	<b>0.002</b> (n=5)	<b>0.001</b> (n=3)	<b>0.004</b> (n=11)	<b>0.001</b> (n=3)	<b>0.000</b> (n=0)	<b>0.000</b> (n=1)
Low-Risk Drinker (n=1804)	<b>0.252</b> (n=454)	<b>0.655</b> (n=1181)	<b>0.032</b> (n=57)	<b>0.018</b> (n=33)	<b>0.003</b> (n=5)	<b>0.030</b> (n=54)	<b>0.010</b> (n=18)	<b>0.001</b> (n=2)	<b>0.000</b> (n=0)
Weekly Limit Exceeder Only (n=142)	<b>0.021</b> (n=3)	<b>0.359</b> (n=51)	<b>0.352</b> (n=50)	<b>0.092</b> (n=13)	<b>0.028</b> (n=4)	<b>0.113</b> (n=16)	<b>0.035</b> (n=5)	<b>0.000</b> (n=0)	<b>0.000</b> (n=0)
Infrequent Daily Limit Exceeder (n=89)	<b>0.157</b> (n=14)	<b>0.337</b> (n=30)	<b>0.124</b> (n=11)	<b>0.157</b> (n=14)	<b>0.022</b> (n=2)	<b>0.157</b> (n=14)	<b>0.034</b> (n=3)	<b>0.011</b> (n=1)	<b>0.000</b> (n=0)
Frequent Daily Limit Exceeder (n=40)	<b>0.050</b> (n=2)	<b>0.225</b> (n=9)	<b>0.100</b> (n=4)	<b>0.100</b> (n=4)	<b>0.125</b> (n=5)	<b>0.225</b> (n=9)	<b>0.175</b> (n=7)	<b>0.000</b> (n=0)	<b>0.000</b> (n=0)
Sub-AUD (1 symptom) (n=154)	<b>0.091</b> (n=14)	<b>0.448</b> (n=69)	<b>0.078</b> (n=12)	<b>0.097</b> (n=15)	<b>0.045</b> (n=7)	<b>0.136</b> (n=21)	<b>0.084</b> (n=13)	<b>0.019</b> (n=3)	<b>0.000</b> (n=0)
Mild AUD (2-3 symptoms) (n=27)	<b>0.074</b> (n=2)	<b>0.222</b> (n=6)	<b>0.000</b> (n=0)	<b>0.111</b> (n=3)	<b>0.074</b> (n=2)	<b>0.296</b> (n=8)	<b>0.111</b> (n=3)	<b>0.074</b> (n=2)	<b>0.037</b> (n=1)
Moderate AUD (4-5 symptoms) (n=3)	<b>0.000</b> (n=0)	<b>0.333</b> (n=1)	<b>0.000</b> (n=0)	<b>0.000</b> (n=0)	<b>0.333</b> (n=1)	<b>0.000</b> (n=0)	<b>0.333</b> (n=1)	<b>0.000</b> (n=0)	<b>0.000</b> (n=0)
Severe AUD (6+ symptoms) (n=4)	<b>0.000</b> (n=0)	<b>0.750</b> (n=3)	<b>0.000</b> (n=0)	<b>0.250</b> (n=1)	<b>0.000</b> (n=0)	<b>0.000</b> (n=0)	<b>0.000</b> (n=0)	<b>0.000</b> (n=0)	<b>0.000</b> (n=0)

**Online Supplements Appendix F:**  
**Results of a manifest Markov among males only**  
**(for comparison with full-sample results in the main text in Table 2 and Figure 1)**

## ONLINE SUPPLEMENTS APPENDICES: AGE VARIABILITY IN AUD DESISTANCE

24

Online Supplements Table F1

*Males-only-model within-age group transition probabilities and one-standard-error ranges around transition probabilities (for comparison with full-sample results in Table 2 in the main text)*

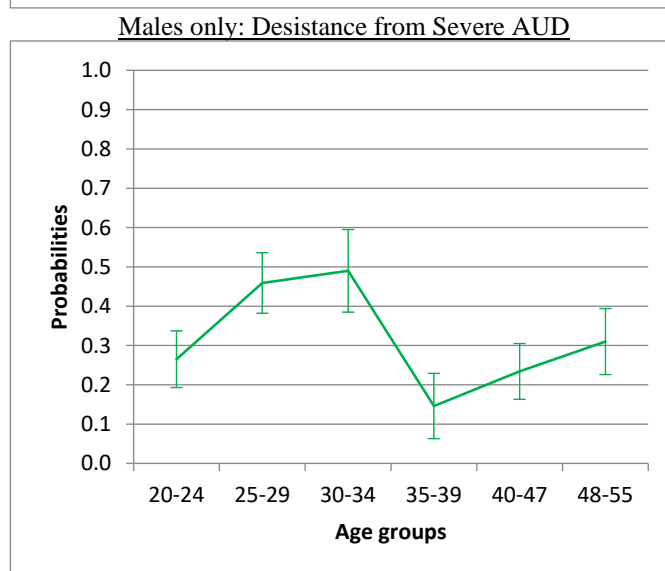
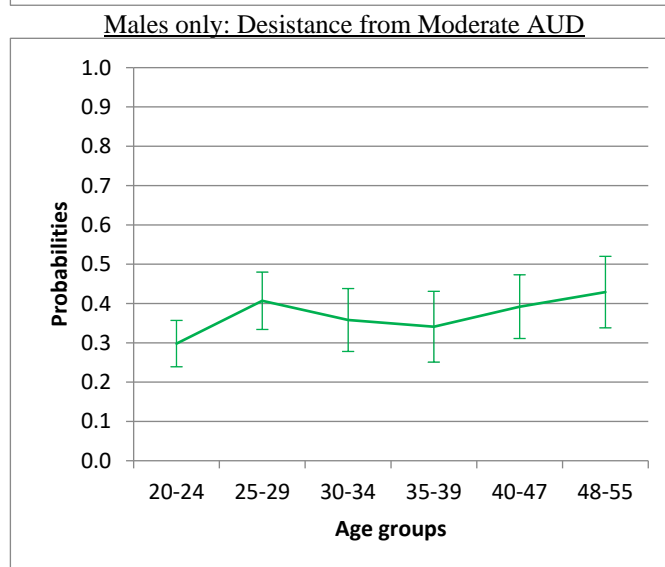
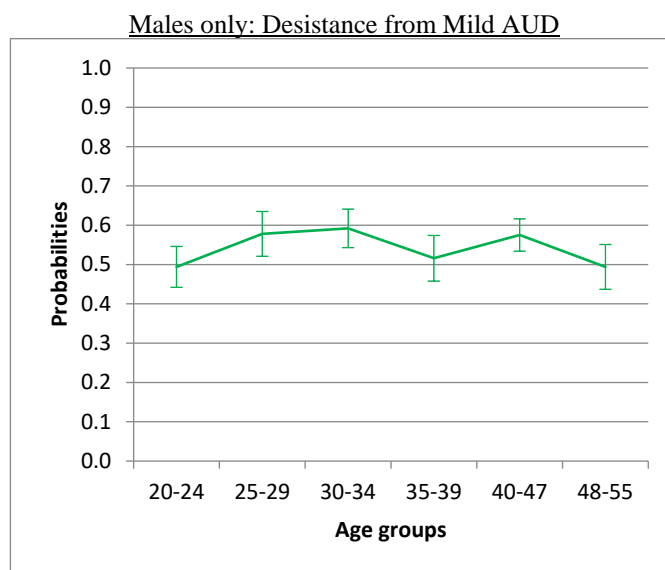
Ages 20-24					
	W2 Abstainers/Lo w-Risk Drinker	W2 Sub- Diagnostic Risky Drinker	W2 Mild AUD (2-3 symptoms)	W2 Moderate AUD (4-5 symptoms)	W2 Severe AUD (6+ symptoms)
W1 Abstainers/Low-Risk Drinker	<b>0.487</b> (0.452-0.522)	<b>0.299</b> (0.269-0.329)	<b>0.139</b> (0.120-0.158)	<b>0.056</b> (0.043-0.069)	<b>0.019</b> (0.012-0.026)
W1 Sub-Diagnostic Risky Drinker	<b>0.136</b> (0.108-0.164)	<b>0.490</b> (0.448-0.532)	<b>0.254</b> (0.214-0.294)	<b>0.066</b> (0.049-0.083)	<b>0.054</b> (0.036-0.072)
W1 Mild AUD (2-3 symptoms)	<b>0.091</b> (0.066-0.116)	<b>0.403</b> (0.350-0.456)	<b>0.302</b> (0.256-0.348)	<b>0.121</b> (0.085-0.157)	<b>0.082</b> (0.057-0.107)
W1 Moderate AUD (4-5 symptoms)	<b>0.068</b> (0.035-0.101)	<b>0.230</b> (0.175-0.285)	<b>0.396</b> (0.326-0.466)	<b>0.161</b> (0.105-0.217)	<b>0.144</b> (0.101-0.187)
W1 Severe AUD (6+ symptoms)	<b>0.040</b> (0.014-0.066)	<b>0.225</b> (0.156-0.294)	<b>0.282</b> (0.216-0.348)	<b>0.180</b> (0.124-0.236)	<b>0.273</b> (0.196-0.350)
Ages 25-29					
	W2 Abstainers/Lo w-Risk Drinker	W2 Sub- Diagnostic Risky Drinker	W2 Mild AUD (2-3 symptoms)	W2 Moderate AUD (4-5 symptoms)	W2 severe AUD (6+ symptoms)
W1 Abstainers/Low-Risk Drinker	<b>0.673</b> (0.643-0.703)	<b>0.254</b> (0.227-0.281)	<b>0.055</b> (0.042-0.068)	<b>0.015</b> (0.008-0.022)	<b>0.003</b> (0.002-0.004)
W1 Sub-Diagnostic Risky Drinker	<b>0.226</b> (0.200-0.252)	<b>0.572</b> (0.540-0.604)	<b>0.166</b> (0.140-0.192)	<b>0.016</b> (0.009-0.023)	<b>0.020</b> (0.013-0.027)
W1 Mild AUD (2-3 symptoms)	<b>0.145</b> (0.107-0.183)	<b>0.447</b> (0.397-0.497)	<b>0.223</b> (0.184-0.262)	<b>0.136</b> (0.100-0.172)	<b>0.050</b> (0.027-0.073)
W1 Moderate AUD (4-5 symptoms)	<b>0.126</b> (0.065-0.187)	<b>0.232</b> (0.165-0.299)	<b>0.321</b> (0.24-0.402)	<b>0.214</b> (0.149-0.279)	<b>0.107</b> (0.039-0.175)
W1 Severe AUD (6+ symptoms)	<b>0.092</b> (0.042-0.142)	<b>0.397</b> (0.290-0.504)	<b>0.300</b> (0.200-0.400)	<b>0.088</b> (0.033-0.143)	<b>0.123</b> (0.061-0.185)
Ages 30-34					
	W2 Abstainers/Lo w-Risk Drinker	W2 Sub- Diagnostic Risky Drinker	W2 Mild AUD (2-3 symptoms)	W2 Moderate AUD (4-5 symptoms)	W2 severe AUD (6+ symptoms)
W1 Abstainers/Low-Risk Drinker	<b>0.673</b> (0.643-0.703)	<b>0.254</b> (0.227-0.281)	<b>0.055</b> (0.042-0.068)	<b>0.015</b> (0.008-0.022)	<b>0.003</b> (0.002-0.004)
W1 Sub-Diagnostic Risky Drinker	<b>0.226</b> (0.200-0.252)	<b>0.572</b> (0.540-0.604)	<b>0.166</b> (0.140-0.192)	<b>0.016</b> (0.009-0.023)	<b>0.020</b> (0.013-0.027)
W1 Mild AUD (2-3 symptoms)	<b>0.145</b> (0.107-0.183)	<b>0.447</b> (0.397-0.497)	<b>0.223</b> (0.184-0.262)	<b>0.136</b> (0.100-0.172)	<b>0.050</b> (0.027-0.073)
W1 Moderate AUD (4-5 symptoms)	<b>0.126</b> (0.065-0.187)	<b>0.232</b> (0.165-0.299)	<b>0.321</b> (0.240-0.402)	<b>0.214</b> (0.149-0.279)	<b>0.107</b> (0.039-0.175)
W1 Severe AUD (6+ symptoms)	<b>0.092</b> (0.042-0.142)	<b>0.397</b> (0.290-0.504)	<b>0.300</b> (0.200-0.400)	<b>0.088</b> (0.033-0.143)	<b>0.123</b> (0.061-0.185)
Ages 35-39					
	W2 Abstainers/Lo w-Risk Drinker	W2 Sub- Diagnostic Risky Drinker	W2 Mild AUD (2-3 symptoms)	W2 Moderate AUD (4-5 symptoms)	W2 severe AUD (6+ symptoms)
W1 Abstainers/Low-Risk Drinker	<b>0.743</b> (0.721-0.765)	<b>0.181</b> (0.162-0.200)	<b>0.062</b> (0.050-0.074)	<b>0.011</b> (0.007-0.015)	<b>0.002</b> (0.000-0.004)
W1 Sub-Diagnostic Risky Drinker	<b>0.293</b> (0.266-0.32)	<b>0.512</b> (0.481-0.543)	<b>0.140</b> (0.118-0.162)	<b>0.035</b> (0.022-0.048)	<b>0.020</b> (0.013-0.027)
W1 Mild AUD (2-3 symptoms)	<b>0.116</b> (0.085-0.147)	<b>0.400</b> (0.341-0.459)	<b>0.385</b> (0.331-0.439)	<b>0.060</b> (0.037-0.083)	<b>0.038</b> (0.018-0.058)
W1 Moderate AUD (4-5 symptoms)	<b>0.128</b> (0.077-0.179)	<b>0.212</b> (0.136-0.288)	<b>0.455</b> (0.360-0.550)	<b>0.099</b> (0.054-0.144)	<b>0.105</b> (0.059-0.151)
W1 Severe AUD (6+ symptoms)	<b>0.077</b> (0.025-0.129)	<b>0.070</b> (0.014-0.126)	<b>0.090</b> (0.020-0.160)	<b>0.274</b> (0.152-0.396)	<b>0.489</b> (0.331-0.647)



## ONLINE SUPPLEMENTS APPENDICES: AGE VARIABILITY IN AUD DESISTANCE

Ages 40-47					
	W2 Abstainers/Lo w-Risk Drinker	W2 Sub- Diagnostic Risky Drinker	W2 Mild AUD (2-3 symptoms)	W2 Moderate AUD (4-5 symptoms)	W2 severe AUD (6+ symptoms)
W1 Abstainers/Low-Risk Drinker	<b>0.789</b> (0.774-0.804)	<b>0.163</b> (0.150-0.176)	<b>0.034</b> (0.029-0.039)	<b>0.008</b> (0.005-0.011)	<b>0.006</b> (0.004-0.008)
W1 Sub-Diagnostic Risky Drinker	<b>0.286</b> (0.266-0.306)	<b>0.501</b> (0.476-0.526)	<b>0.170</b> (0.151-0.189)	<b>0.036</b> (0.026-0.046)	<b>0.007</b> (0.004-0.01)
W1 Mild AUD (2-3 symptoms)	<b>0.112</b> (0.086-0.138)	<b>0.462</b> (0.421-0.503)	<b>0.288</b> (0.250-0.326)	<b>0.087</b> (0.064-0.110)	<b>0.050</b> (0.034-0.066)
W1 Moderate AUD (4-5 symptoms)	<b>0.068</b> (0.032-0.104)	<b>0.323</b> (0.246-0.400)	<b>0.253</b> (0.187-0.319)	<b>0.191</b> (0.123-0.259)	<b>0.164</b> (0.102-0.226)
W1 Severe AUD (6+ symptoms)	<b>0.160</b> (0.099-0.221)	<b>0.074</b> (0.033-0.115)	<b>0.073</b> (0.032-0.114)	<b>0.110</b> (0.058-0.162)	<b>0.583</b> (0.492-0.674)
Ages 48-55					
	W2 Abstainers/Lo w-Risk Drinker	W2 Sub- Diagnostic Risky Drinker	W2 Mild AUD (2-3 symptoms)	W2 Moderate AUD (4-5 symptoms)	W2 severe AUD (6+ symptoms)
W1 Abstainers/Low-Risk Drinker	<b>0.807</b> (0.792-0.822)	<b>0.156</b> (0.141-0.171)	<b>0.026</b> (0.021-0.031)	<b>0.006</b> (0.003-0.009)	<b>0.005</b> (0.003-0.007)
W1 Sub-Diagnostic Risky Drinker	<b>0.295</b> (0.272-0.318)	<b>0.523</b> (0.496-0.550)	<b>0.127</b> (0.109-0.145)	<b>0.041</b> (0.031-0.051)	<b>0.015</b> (0.010-0.020)
W1 Mild AUD (2-3 symptoms)	<b>0.148</b> (0.113-0.183)	<b>0.346</b> (0.295-0.397)	<b>0.261</b> (0.216-0.306)	<b>0.205</b> (0.148-0.262)	<b>0.040</b> (0.024-0.056)
W1 Moderate AUD (4-5 symptoms)	<b>0.157</b> (0.090-0.224)	<b>0.272</b> (0.191-0.353)	<b>0.301</b> (0.222-0.380)	<b>0.135</b> (0.086-0.184)	<b>0.134</b> (0.071-0.197)
W1 Severe AUD (6+ symptoms)	<b>0.124</b> (0.068-0.180)	<b>0.185</b> (0.119-0.251)	<b>0.076</b> (0.044-0.108)	<b>0.339</b> (0.236-0.442)	<b>0.276</b> (0.193-0.359)

*Note.* Transition probability estimates are in bold and are followed in parentheses by one-standard-error ranges around the estimate. These one-standard-error ranges have a lower bound of the estimate minus one standard error of the estimate and an upper bound of the estimate plus one standard error of the estimate.



Online Supplements Figure F1. Plots of male-only-model variability across age groups in rates of AUD desistance from (1) Mild AUD, (2) Moderate AUD, and (3) Severe AUD (for comparison with full-sample results in Figure 1 in the main text). Lines represent model-derived transition-probability estimates with bars showing one-standard-error ranges around the estimates.

**Online Supplements Appendix G:**  
**Results of a manifest Markov among females only**  
**(for comparison with full-sample results in the main text in Table 2 and Figure 1)**

## ONLINE SUPPLEMENTS APPENDICES: AGE VARIABILITY IN AUD DESISTANCE

28

Online Supplements Table G1

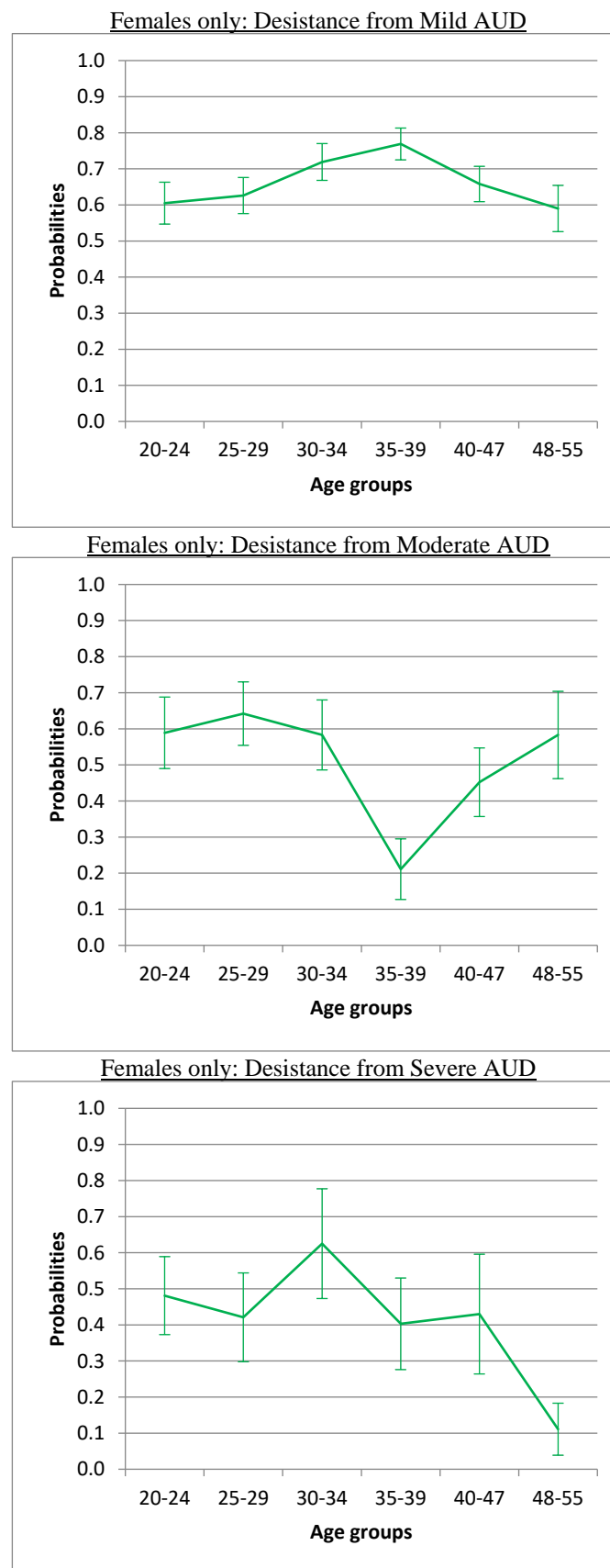
Females-only-model within-age group transition probabilities and one-standard-error ranges around transition probabilities (for comparison with full-sample results in Table 2 in the main text)

Ages 20-24					
	W2 Abstainers/Low- Risk Drinker	W2 Sub- Diagnostic Risky Drinker	W2 Mild AUD (2-3 symptoms)	W2 Moderate AUD (4-5 symptoms)	W2 Severe AUD (6+ symptoms)
W1 Abstainers/Low-Risk Drinker	<b>0.591</b> (0.559-0.623)	<b>0.271</b> (0.243-0.299)	<b>0.091</b> (0.075-0.107)	<b>0.035</b> (0.023-0.047)	<b>0.012</b> (0.006-0.018)
W1 Sub-Diagnostic Risky Drinker	<b>0.214</b> (0.184-0.244)	<b>0.527</b> (0.489-0.565)	<b>0.195</b> (0.165-0.225)	<b>0.020</b> (0.011-0.029)	<b>0.045</b> (0.029-0.061)
W1 Mild AUD (2-3 symptoms)	<b>0.155</b> (0.116-0.194)	<b>0.450</b> (0.388-0.512)	<b>0.267</b> (0.213-0.321)	<b>0.073</b> (0.042-0.104)	<b>0.055</b> (0.024-0.086)
W1 Moderate AUD (4-5 symptoms)	<b>0.094</b> (0.039-0.149)	<b>0.495</b> (0.396-0.594)	<b>0.312</b> (0.219-0.405)	<b>0.095</b> (0.041-0.149)	<b>0.004</b> (0.000-0.008)
W1 Severe AUD (6+ symptoms)	<b>0.074</b> (0.028-0.120)	<b>0.407</b> (0.303-0.511)	<b>0.187</b> (0.100-0.274)	<b>0.158</b> (0.081-0.235)	<b>0.174</b> (0.072-0.276)
Ages 25-29					
	W2 Abstainers/Low- Risk Drinker	W2 Sub- Diagnostic Risky Drinker	W2 Mild AUD (2-3 symptoms)	W2 Moderate AUD (4-5 symptoms)	W2 Severe AUD (6+ symptoms)
W1 Abstainers/Low-Risk Drinker	<b>0.789</b> (0.769-0.809)	<b>0.169</b> (0.152-0.186)	<b>0.034</b> (0.025-0.043)	<b>0.005</b> (0.003-0.007)	<b>0.002</b> (0.001-0.003)
W1 Sub-Diagnostic Risky Drinker	<b>0.329</b> (0.300-0.358)	<b>0.533</b> (0.504-0.562)	<b>0.109</b> (0.092-0.126)	<b>0.028</b> (0.016-0.040)	<b>0.001</b> (0.000-0.002)
W1 Mild AUD (2-3 symptoms)	<b>0.216</b> (0.177-0.255)	<b>0.503</b> (0.405-0.556)	<b>0.183</b> (0.140-0.226)	<b>0.089</b> (0.054-0.124)	<b>0.009</b> (-0.002-0.02)
W1 Moderate AUD (4-5 symptoms)	<b>0.166</b> (0.099-0.233)	<b>0.417</b> (0.324-0.510)	<b>0.096</b> (0.047-0.145)	<b>0.194</b> (0.106-0.282)	<b>0.127</b> (0.066-0.188)
W1 Severe AUD (6+ symptoms)	<b>0.447</b> (0.289-0.605)	<b>0.179</b> (0.079-0.279)	<b>0.218</b> (0.099-0.337)	<b>0.099</b> (0.001-0.197)	<b>0.057</b> (-0.031-0.145)
Ages 30-34					
	W2 Abstainers/Low- Risk Drinker	W2 Sub- Diagnostic Risky Drinker	W2 Mild AUD (2-3 symptoms)	W2 Moderate AUD (4-5 symptoms)	W2 Severe AUD (6+ symptoms)
W1 Abstainers/Low-Risk Drinker	<b>0.789</b> (0.769-0.809)	<b>0.169</b> (0.152-0.186)	<b>0.034</b> (0.025-0.043)	<b>0.005</b> (0.003-0.007)	<b>0.002</b> (0.001-0.003)
W1 Sub-Diagnostic Risky Drinker	<b>0.329</b> (0.300-0.358)	<b>0.533</b> (0.504-0.562)	<b>0.109</b> (0.092-0.126)	<b>0.028</b> (0.016-0.04)	<b>0.001</b> (0.000-0.002)
W1 Mild AUD (2-3 symptoms)	<b>0.216</b> (0.177-0.255)	<b>0.503</b> (0.450-0.556)	<b>0.183</b> (0.140-0.226)	<b>0.089</b> (0.054-0.124)	<b>0.009</b> (-0.002-0.020)
W1 Moderate AUD (4-5 symptoms)	<b>0.166</b> (0.099-0.233)	<b>0.417</b> (0.324-0.510)	<b>0.096</b> (0.047-0.145)	<b>0.194</b> (0.106-0.282)	<b>0.127</b> (0.066-0.188)
W1 Severe AUD (6+ symptoms)	<b>0.447</b> (0.289-0.605)	<b>0.179</b> (0.079-0.279)	<b>0.218</b> (0.099-0.337)	<b>0.099</b> (0.001-0.197)	<b>0.057</b> (-0.031-0.145)
Ages 35-39					
	W2 Abstainers/Low- Risk Drinker	W2 Sub- Diagnostic Risky Drinker	W2 Mild AUD (2-3 symptoms)	W2 Moderate AUD (4-5 symptoms)	W2 Severe AUD (6+ symptoms)
W1 Abstainers/Low-Risk Drinker	<b>0.785</b> (0.765-0.805)	<b>0.189</b> (0.170-0.208)	<b>0.022</b> (0.017-0.027)	<b>0.002</b> (0.001-0.003)	<b>0.002</b> (0.000-0.004)
W1 Sub-Diagnostic Risky Drinker	<b>0.374</b> (0.344-0.404)	<b>0.487</b> (0.455-0.519)	<b>0.095</b> (0.079-0.111)	<b>0.031</b> (0.021-0.041)	<b>0.013</b> (0.008-0.018)
W1 Mild AUD (2-3 symptoms)	<b>0.304</b> (0.254-0.354)	<b>0.465</b> (0.411-0.519)	<b>0.155</b> (0.119-0.191)	<b>0.042</b> (0.024-0.060)	<b>0.034</b> (0.016-0.052)
W1 Moderate AUD (4-5 symptoms)	<b>0.052</b> (0.023-0.081)	<b>0.159</b> (0.080-0.238)	<b>0.389</b> (0.277-0.501)	<b>0.329</b> (0.214-0.444)	<b>0.071</b> (0.012-0.130)
W1 Severe AUD (6+ symptoms)	<b>0.135</b> (0.043-0.227)	<b>0.268</b> (0.148-0.388)	<b>0.388</b> (0.272-0.504)	<b>0.134</b> (0.036-0.232)	<b>0.076</b> (0.010-0.142)

## ONLINE SUPPLEMENTS APPENDICES: AGE VARIABILITY IN AUD DESISTANCE

Ages 40-47					
	W2 Abstainers/Low- Risk Drinker	W2 Sub- Diagnostic Risky Drinker	W2 Mild AUD (2-3 symptoms)	W2 Moderate AUD (4-5 symptoms)	W2 Severe AUD (6+ symptoms)
W1 Abstainers/Low-Risk Drinker	<b>0.839</b> (0.825-0.853)	<b>0.137</b> (0.124-0.15)	<b>0.018</b> (0.015-0.021)	<b>0.003</b> (0.002-0.004)	<b>0.003</b> (0.002-0.004)
W1 Sub-Diagnostic Risky Drinker	<b>0.305</b> (0.283-0.327)	<b>0.553</b> (0.529-0.577)	<b>0.111</b> (0.094-0.128)	<b>0.022</b> (0.014-0.030)	<b>0.008</b> (0.004-0.012)
W1 Mild AUD (2-3 symptoms)	<b>0.167</b> (0.135-0.199)	<b>0.491</b> (0.440-0.542)	<b>0.212</b> (0.168-0.256)	<b>0.099</b> (0.068-0.130)	<b>0.031</b> (0.014-0.048)
W1 Moderate AUD (4-5 symptoms)	<b>0.121</b> (0.064-0.178)	<b>0.331</b> (0.239-0.423)	<b>0.218</b> (0.149-0.287)	<b>0.204</b> (0.138-0.270)	<b>0.126</b> (0.039-0.213)
W1 Severe AUD (6+ symptoms)	<b>0.085</b> (0.036-0.134)	<b>0.346</b> (0.172-0.520)	<b>0.225</b> (0.102-0.348)	<b>0.224</b> (0.126-0.322)	<b>0.120</b> (0.022-0.218)
Ages 48-55					
	W2 Abstainers/Low- Risk Drinker	W2 Sub- Diagnostic Risky Drinker	W2 Mild AUD (2-3 symptoms)	W2 Moderate AUD (4-5 symptoms)	W2 Severe AUD (6+ symptoms)
W1 Abstainers/Low-Risk Drinker	<b>0.892</b> (0.882-0.902)	<b>0.091</b> (0.083-0.099)	<b>0.013</b> (0.01-0.016)	<b>0.002</b> (0.001-0.003)	<b>0.002</b> (0.001-0.003)
W1 Sub-Diagnostic Risky Drinker	<b>0.357</b> (0.329-0.385)	<b>0.511</b> (0.481-0.541)	<b>0.102</b> (0.082-0.122)	<b>0.022</b> (0.012-0.032)	<b>0.008</b> (0.003-0.013)
W1 Mild AUD (2-3 symptoms)	<b>0.159</b> (0.114-0.204)	<b>0.431</b> (0.364-0.498)	<b>0.338</b> (0.275-0.401)	<b>0.063</b> (0.035-0.091)	<b>0.009</b> (0.003-0.015)
W1 Moderate AUD (4-5 symptoms)	<b>0.193</b> (0.109-0.277)	<b>0.390</b> (0.242-0.538)	<b>0.184</b> (0.085-0.283)	<b>0.159</b> (0.079-0.239)	<b>0.074</b> (0.004-0.144)
W1 Severe AUD (6+ symptoms)	<b>0.111</b> (0.039-0.183)	<b>0.000</b> (0.000-0.000)	<b>0.311</b> (0.121-0.501)	<b>0.114</b> (0.043-0.185)	<b>0.464</b> (0.266-0.662)

*Note.* Transition probability estimates are in bold and are followed in parentheses by one-standard-error ranges around the estimate. These one-standard-error ranges have a lower bound of the estimate minus one standard error of the estimate and an upper bound of the estimate plus one standard error of the estimate.



Online Supplements Figure G1. Plots of female-only-model variability across age groups in rates of AUD desistance from (1) Mild AUD, (2) Moderate AUD, and (3) Severe AUD (for comparison with full-sample results in Figure 1 in the main text). Lines represent model-derived transition-probability estimates with bars showing one-standard-error ranges around the estimates.

**Online Supplements Appendix H:**  
**Results of a manifest Markov among Caucasians only**  
**(for comparison with full-sample results in the main text in Table 2 and Figure 1)**

## ONLINE SUPPLEMENTS APPENDICES: AGE VARIABILITY IN AUD DESISTANCE

32

Online Supplements Table H1

*Caucasians-only-model within-age group transition probabilities and one-standard-error ranges around transition probabilities (for comparison with full-sample results in Table 2 in the main text)*

Ages 20-24					
	W2 Abstainers/Low- Risk Drinker	W2 Sub- Diagnostic Risky Drinker	W2 Mild AUD (2-3 symptoms)	W2 Moderate AUD (4-5 symptoms)	W2 Severe AUD (6+ symptoms)
W1 Abstainers/Low-Risk Drinker	<b>0.482</b> (0.448-0.516)	<b>0.289</b> (0.262-0.316)	<b>0.140</b> (0.122-0.158)	<b>0.068</b> (0.053-0.083)	<b>0.020</b> (0.012-0.028)
W1 Sub-Diagnostic Risky Drinker	<b>0.153</b> (0.129-0.177)	<b>0.489</b> (0.451-0.527)	<b>0.257</b> (0.220-0.294)	<b>0.038</b> (0.025-0.051)	<b>0.063</b> (0.045-0.081)
W1 Mild AUD (2-3 symptoms)	<b>0.079</b> (0.055-0.103)	<b>0.386</b> (0.336-0.436)	<b>0.349</b> (0.304-0.394)	<b>0.106</b> (0.073-0.139)	<b>0.079</b> (0.054-0.104)
W1 Moderate AUD (4-5 symptoms)	<b>0.069</b> (0.037-0.101)	<b>0.303</b> (0.246-0.360)	<b>0.340</b> (0.270-0.410)	<b>0.164</b> (0.107-0.221)	<b>0.124</b> (0.080-0.168)
W1 Severe AUD (6+ symptoms)	<b>0.036</b> (0.013-0.059)	<b>0.239</b> (0.175-0.303)	<b>0.237</b> (0.179-0.295)	<b>0.224</b> (0.162-0.286)	<b>0.264</b> (0.187-0.341)
Ages 25-29					
	W2 Abstainers/Low- Risk Drinker	W2 Sub- Diagnostic Risky Drinker	W2 Mild AUD (2-3 symptoms)	W2 Moderate AUD (4-5 symptoms)	W2 Severe AUD (6+ symptoms)
W1 Abstainers/Low-Risk Drinker	<b>0.686</b> (0.658-0.714)	<b>0.248</b> (0.223-0.273)	<b>0.057</b> (0.044-0.070)	<b>0.009</b> (0.003-0.015)	<b>0.000</b> (0.000-0.000)
W1 Sub-Diagnostic Risky Drinker	<b>0.213</b> (0.189-0.237)	<b>0.590</b> (0.560-0.620)	<b>0.161</b> (0.136-0.186)	<b>0.024</b> (0.016-0.032)	<b>0.013</b> (0.006-0.020)
W1 Mild AUD (2-3 symptoms)	<b>0.144</b> (0.110-0.178)	<b>0.429</b> (0.382-0.476)	<b>0.253</b> (0.211-0.295)	<b>0.114</b> (0.080-0.148)	<b>0.060</b> (0.035-0.085)
W1 Moderate AUD (4-5 symptoms)	<b>0.097</b> (0.040-0.154)	<b>0.236</b> (0.181-0.291)	<b>0.248</b> (0.178-0.318)	<b>0.261</b> (0.192-0.330)	<b>0.159</b> (0.082-0.236)
W1 Severe AUD (6+ symptoms)	<b>0.107</b> (0.050-0.164)	<b>0.359</b> (0.230-0.488)	<b>0.339</b> (0.198-0.480)	<b>0.111</b> (0.029-0.193)	<b>0.085</b> (0.024-0.146)
Ages 30-34					
	W2 Abstainers/Low- Risk Drinker	W2 Sub- Diagnostic Risky Drinker	W2 Mild AUD (2-3 symptoms)	W2 Moderate AUD (4-5 symptoms)	W2 Severe AUD (6+ symptoms)
W1 Abstainers/Low-Risk Drinker	<b>0.686</b> (0.658-0.714)	<b>0.248</b> (0.223-0.273)	<b>0.057</b> (0.044-0.070)	<b>0.009</b> (0.003-0.015)	<b>0.000</b> (0.000-0.000)
W1 Sub-Diagnostic Risky Drinker	<b>0.213</b> (0.189-0.237)	<b>0.590</b> (0.560-0.620)	<b>0.161</b> (0.136-0.186)	<b>0.024</b> (0.016-0.032)	<b>0.013</b> (0.006-0.020)
W1 Mild AUD (2-3 symptoms)	<b>0.144</b> (0.110-0.178)	<b>0.429</b> (0.382-0.476)	<b>0.253</b> (0.211-0.295)	<b>0.114</b> (0.080-0.148)	<b>0.060</b> (0.035-0.085)
W1 Moderate AUD (4-5 symptoms)	<b>0.097</b> (0.040-0.154)	<b>0.236</b> (0.181-0.291)	<b>0.248</b> (0.178-0.318)	<b>0.261</b> (0.192-0.330)	<b>0.159</b> (0.082-0.236)
W1 Severe AUD (6+ symptoms)	<b>0.107</b> (0.050-0.164)	<b>0.359</b> (0.230-0.488)	<b>0.339</b> (0.198-0.480)	<b>0.111</b> (0.029-0.193)	<b>0.085</b> (0.024-0.146)
Ages 35-39					
	W2 Abstainers/Low- Risk Drinker	W2 Sub- Diagnostic Risky Drinker	W2 Mild AUD (2-3 symptoms)	W2 Moderate AUD (4-5 symptoms)	W2 Severe AUD (6+ symptoms)
W1 Abstainers/Low-Risk Drinker	<b>0.739</b> (0.717-0.761)	<b>0.194</b> (0.176-0.212)	<b>0.058</b> (0.047-0.069)	<b>0.006</b> (0.003-0.009)	<b>0.004</b> (0.001-0.007)
W1 Sub-Diagnostic Risky Drinker	<b>0.286</b> (0.261-0.311)	<b>0.494</b> (0.463-0.525)	<b>0.164</b> (0.141-0.187)	<b>0.039</b> (0.027-0.051)	<b>0.017</b> (0.010-0.024)
W1 Mild AUD (2-3 symptoms)	<b>0.180</b> (0.147-0.213)	<b>0.391</b> (0.337-0.445)	<b>0.318</b> (0.269-0.367)	<b>0.057</b> (0.036-0.078)	<b>0.055</b> (0.031-0.079)
W1 Moderate AUD (4-5 symptoms)	<b>0.082</b> (0.045-0.119)	<b>0.185</b> (0.121-0.249)	<b>0.452</b> (0.369-0.535)	<b>0.176</b> (0.118-0.234)	<b>0.105</b> (0.055-0.155)
W1 Severe AUD (6+ symptoms)	<b>0.044</b> (0.011-0.077)	<b>0.154</b> (0.077-0.231)	<b>0.205</b> (0.105-0.305)	<b>0.226</b> (0.123-0.329)	<b>0.371</b> (0.219-0.523)



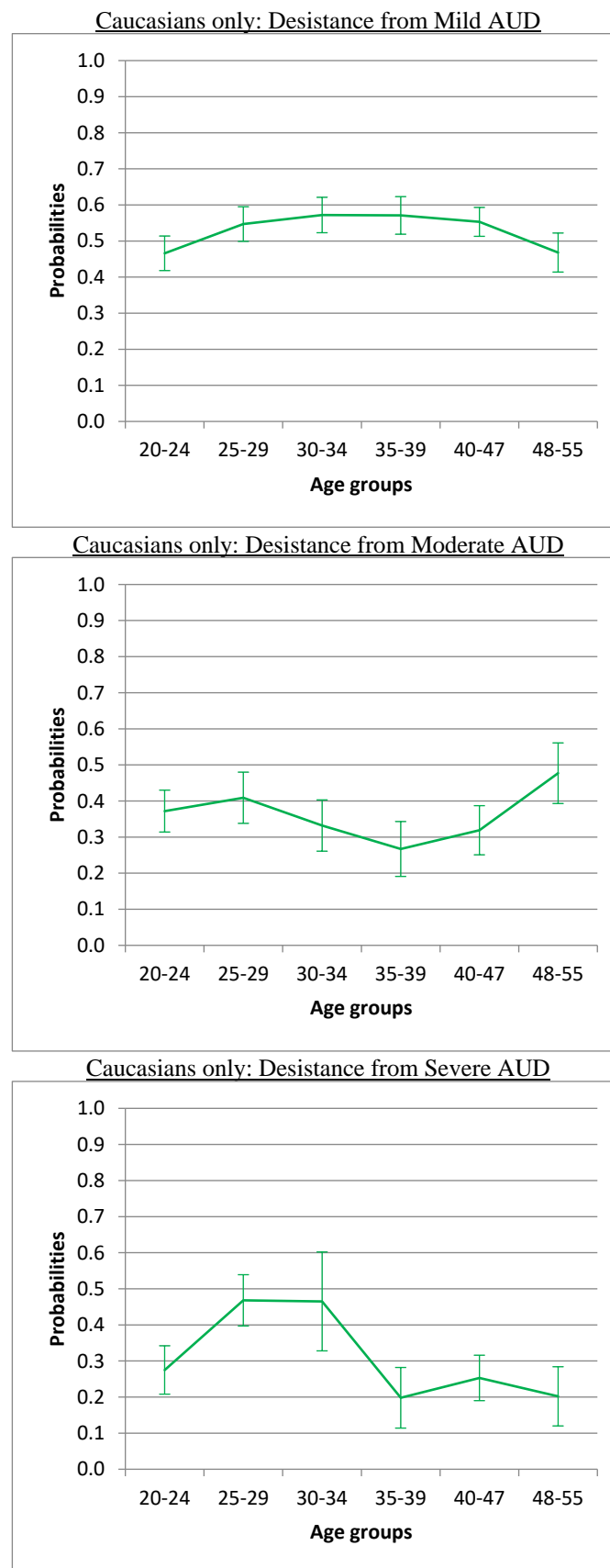
## ONLINE SUPPLEMENTS APPENDICES: AGE VARIABILITY IN AUD DESISTANCE

Ages 40-47					
	W2 Abstainers/Low- Risk Drinker	W2 Sub- Diagnostic Risky Drinker	W2 Mild AUD (2-3 symptoms)	W2 Moderate AUD (4-5 symptoms)	W2 Severe AUD (6+ symptoms)
W1 Abstainers/Low-Risk Drinker	<b>0.802</b> (0.789-0.815)	<b>0.156</b> (0.144-0.168)	<b>0.030</b> (0.025-0.035)	<b>0.007</b> (0.005-0.009)	<b>0.005</b> (0.003-0.007)
W1 Sub-Diagnostic Risky Drinker	<b>0.265</b> (0.247-0.283)	<b>0.520</b> (0.496-0.544)	<b>0.171</b> (0.154-0.188)	<b>0.034</b> (0.025-0.043)	<b>0.011</b> (0.007-0.015)
W1 Mild AUD (2-3 symptoms)	<b>0.106</b> (0.084-0.128)	<b>0.447</b> (0.407-0.487)	<b>0.305</b> (0.267-0.343)	<b>0.087</b> (0.064-0.110)	<b>0.055</b> (0.037-0.073)
W1 Moderate AUD (4-5 symptoms)	<b>0.070</b> (0.040-0.100)	<b>0.248</b> (0.185-0.311)	<b>0.258</b> (0.197-0.319)	<b>0.206</b> (0.148-0.264)	<b>0.217</b> (0.148-0.286)
W1 Severe AUD (6+ symptoms)	<b>0.115</b> (0.065-0.165)	<b>0.138</b> (0.082-0.194)	<b>0.098</b> (0.042-0.154)	<b>0.138</b> (0.084-0.192)	<b>0.512</b> (0.429-0.595)
Ages 48-55					
	W2 Abstainers/Low- Risk Drinker	W2 Sub- Diagnostic Risky Drinker	W2 Mild AUD (2-3 symptoms)	W2 Moderate AUD (4-5 symptoms)	W2 Severe AUD (6+ symptoms)
W1 Abstainers/Low-Risk Drinker	<b>0.822</b> (0.808-0.836)	<b>0.143</b> (0.130-0.156)	<b>0.026</b> (0.021-0.031)	<b>0.006</b> (0.003-0.009)	<b>0.004</b> (0.002-0.006)
W1 Sub-Diagnostic Risky Drinker	<b>0.265</b> (0.242-0.288)	<b>0.559</b> (0.533-0.585)	<b>0.121</b> (0.104-0.138)	<b>0.044</b> (0.034-0.054)	<b>0.011</b> (0.006-0.016)
W1 Mild AUD (2-3 symptoms)	<b>0.116</b> (0.087-0.145)	<b>0.352</b> (0.303-0.401)	<b>0.290</b> (0.245-0.335)	<b>0.204</b> (0.148-0.260)	<b>0.038</b> (0.022-0.054)
W1 Moderate AUD (4-5 symptoms)	<b>0.153</b> (0.097-0.209)	<b>0.323</b> (0.238-0.408)	<b>0.228</b> (0.153-0.303)	<b>0.176</b> (0.119-0.233)	<b>0.120</b> (0.062-0.178)
W1 Severe AUD (6+ symptoms)	<b>0.105</b> (0.051-0.159)	<b>0.098</b> (0.044-0.152)	<b>0.144</b> (0.078-0.210)	<b>0.287</b> (0.179-0.395)	<b>0.367</b> (0.268-0.466)

*Note.* Transition probability estimates are in bold and are followed in parentheses by one-standard-error ranges around the estimate. These one-standard-error ranges have a lower bound of the estimate minus one standard error of the estimate and an upper bound of the estimate plus one standard error of the estimate.

## ONLINE SUPPLEMENTS APPENDICES: AGE VARIABILITY IN AUD DESISTANCE

34



Online Supplements Figure H1. Plots of Caucasians-only-model variability across age groups in rates of AUD desistance from (1) Mild AUD, (2) Moderate AUD, and (3) Severe AUD (for comparison with full-sample results in Figure 1 in the main text). Lines represent model-derived transition-probability estimates with bars showing one-standard-error ranges around the estimates.

**Online Supplements Appendix I:**  
**Results of a manifest Markov among Hispanics only**  
**(for comparison with full-sample results in the main text in Table 2 and Figure 1)**

## ONLINE SUPPLEMENTS APPENDICES: AGE VARIABILITY IN AUD DESISTANCE

36

Online Supplements Table I1

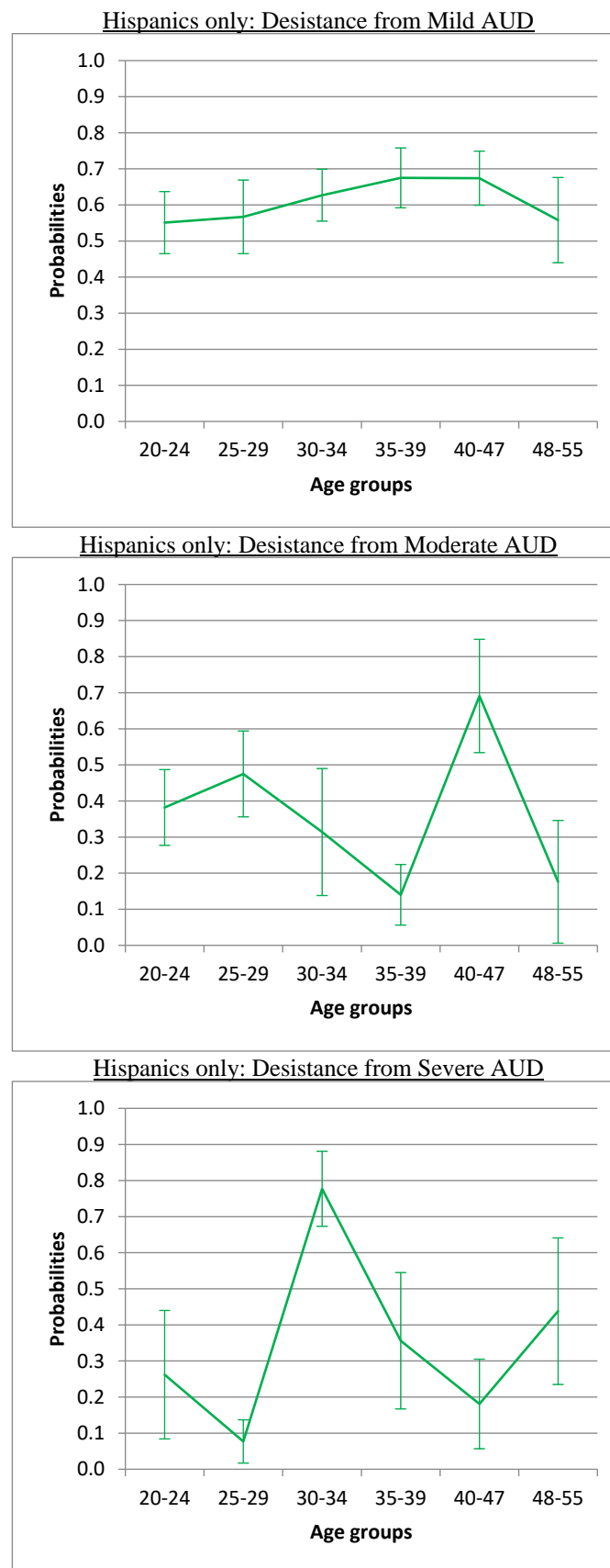
*Hispanics-only-model within-age group transition probabilities and one-standard-error ranges around transition probabilities (for comparison with full-sample results in Table 2 in the main text)*

Ages 20-24					
	W2 Abstainers/Low -Risk Drinker	W2 Sub- Diagnostic Risky Drinker	W2 Mild AUD (2-3 symptoms)	W2 Moderate AUD (4-5 symptoms)	W2 Severe AUD (6+ symptoms)
W1 Abstainers/Low-Risk Drinker	<b>0.564</b> (0.510-0.618)	<b>0.221</b> (0.185-0.257)	<b>0.152</b> (0.124-0.180)	<b>0.047</b> (0.030-0.064)	<b>0.015</b> (0.009-0.021)
W1 Sub-Diagnostic Risky Drinker	<b>0.192</b> (0.139-0.245)	<b>0.458</b> (0.351-0.565)	<b>0.206</b> (0.127-0.285)	<b>0.097</b> (0.051-0.143)	<b>0.047</b> (0.015-0.079)
W1 Mild AUD (2-3 symptoms)	<b>0.112</b> (0.072-0.152)	<b>0.439</b> (0.356-0.522)	<b>0.162</b> (0.107-0.217)	<b>0.219</b> (0.132-0.306)	<b>0.068</b> (0.010-0.126)
W1 Moderate AUD (4-5 symptoms)	<b>0.108</b> (0.048-0.168)	<b>0.274</b> (0.166-0.382)	<b>0.380</b> (0.276-0.484)	<b>0.177</b> (0.092-0.262)	<b>0.06</b> (-0.001-0.121)
W1 Severe AUD (6+ symptoms)	<b>0.011</b> (-0.001-0.023)	<b>0.251</b> (0.075-0.427)	<b>0.266</b> (0.116-0.416)	<b>0.152</b> (0.061-0.243)	<b>0.320</b> (0.182-0.458)
Ages 25-29					
	W2 Abstainers/Low -Risk Drinker	W2 Sub- Diagnostic Risky Drinker	W2 Mild AUD (2-3 symptoms)	W2 Moderate AUD (4-5 symptoms)	W2 Severe AUD (6+ symptoms)
W1 Abstainers/Low-Risk Drinker	<b>0.746</b> (0.703-0.789)	0.191 (0.153-0.229)	<b>0.040</b> (0.019-0.061)	<b>0.019</b> (0.005-0.033)	<b>0.004</b> (0.000-0.008)
W1 Sub-Diagnostic Risky Drinker	<b>0.365</b> (0.306-0.424)	<b>0.450</b> (0.383-0.517)	<b>0.129</b> (0.091-0.167)	<b>0.008</b> (0.003-0.013)	<b>0.049</b> (0.022-0.076)
W1 Mild AUD (2-3 symptoms)	<b>0.146</b> (0.090-0.202)	<b>0.481</b> (0.400-0.562)	<b>0.186</b> (0.125-0.247)	<b>0.170</b> (0.105-0.235)	<b>0.017</b> (0.000-0.034)
W1 Moderate AUD (4-5 symptoms)	<b>0.103</b> (0.039-0.167)	<b>0.211</b> (0.038-0.384)	<b>0.578</b> (0.390-0.766)	<b>0.019</b> (-0.002-0.04)	<b>0.088</b> (0.015-0.161)
W1 Severe AUD (6+ symptoms)	<b>0.317</b> (0.150-0.484)	<b>0.460</b> (0.282-0.638)	<b>0.196</b> (0.101-0.291)	<b>0.000</b> (0.000-0.000)	<b>0.027</b> (0.006-0.048)
Ages 30-34					
	W2 Abstainers/Low -Risk Drinker	W2 Sub- Diagnostic Risky Drinker	W2 Mild AUD (2-3 symptoms)	W2 Moderate AUD (4-5 symptoms)	W2 Severe AUD (6+ symptoms)
W1 Abstainers/Low-Risk Drinker	<b>0.746</b> (0.703-0.789)	0.191 (0.153-0.229)	<b>0.040</b> (0.019-0.061)	<b>0.019</b> (0.005-0.033)	<b>0.004</b> (0.000-0.008)
W1 Sub-Diagnostic Risky Drinker	<b>0.365</b> (0.306-0.424)	<b>0.450</b> (0.383-0.517)	<b>0.129</b> (0.091-0.167)	<b>0.008</b> (0.003-0.013)	<b>0.049</b> (0.022-0.076)
W1 Mild AUD (2-3 symptoms)	<b>0.146</b> (0.090-0.202)	<b>0.481</b> (0.400-0.562)	<b>0.186</b> (0.125-0.247)	<b>0.170</b> (0.105-0.235)	<b>0.017</b> (0.000-0.034)
W1 Moderate AUD (4-5 symptoms)	<b>0.103</b> (0.039-0.167)	<b>0.211</b> (0.038-0.384)	<b>0.578</b> (0.390-0.766)	<b>0.019</b> (-0.002-0.040)	<b>0.088</b> (0.015-0.161)
W1 Severe AUD (6+ symptoms)	<b>0.317</b> (0.150-0.484)	<b>0.460</b> (0.282-0.638)	<b>0.196</b> (0.101-0.291)	<b>0.000</b> (0.000-0.000)	<b>0.027</b> (0.006-0.048)
Ages 35-39					
	W2 Abstainers/Low -Risk Drinker	W2 Sub- Diagnostic Risky Drinker	W2 Mild AUD (2-3 symptoms)	W2 Moderate AUD (4-5 symptoms)	W2 Severe AUD (6+ symptoms)
W1 Abstainers/Low-Risk Drinker	<b>0.698</b> (0.659-0.737)	<b>0.245</b> (0.205-0.285)	<b>0.045</b> (0.032-0.058)	<b>0.011</b> (0.003-0.019)	<b>0.000</b> (0.000-0.000)
W1 Sub-Diagnostic Risky Drinker	<b>0.327</b> (0.282-0.372)	<b>0.571</b> (0.517-0.625)	<b>0.044</b> (0.025-0.063)	<b>0.029</b> (0.019-0.039)	<b>0.029</b> (0.011-0.047)
W1 Mild AUD (2-3 symptoms)	<b>0.108</b> (0.065-0.151)	<b>0.567</b> (0.476-0.658)	<b>0.199</b> (0.128-0.27)	<b>0.080</b> (0.043-0.117)	<b>0.046</b> (0.010-0.082)
W1 Moderate AUD (4-5 symptoms)	<b>0.107</b> (0.034-0.180)	<b>0.033</b> (-0.002-0.068)	<b>0.512</b> (0.308-0.716)	<b>0.152</b> (0.026-0.278)	<b>0.196</b> (0.069-0.323)
W1 Severe AUD (6+ symptoms)	<b>0.203</b> (0.072-0.334)	<b>0.153</b> (0.009-0.297)	<b>0.000</b> (0.000-0.000)	<b>0.327</b> (0.130-0.524)	<b>0.318</b> (0.081-0.555)

## ONLINE SUPPLEMENTS APPENDICES: AGE VARIABILITY IN AUD DESISTANCE

Ages 40-47					
	W2 Abstainers/Low -Risk Drinker	W2 Sub- Diagnostic Risky Drinker	W2 Mild AUD (2-3 symptoms)	W2 Moderate AUD (4-5 symptoms)	W2 Severe AUD (6+ symptoms)
W1 Abstainers/Low-Risk Drinker	<b>0.727</b> (0.693-0.761)	<b>0.235</b> (0.205-0.265)	<b>0.026</b> (0.017-0.035)	<b>0.000</b> (0.000-0.000)	<b>0.012</b> (0.002-0.022)
W1 Sub-Diagnostic Risky Drinker	<b>0.280</b> (0.237-0.323)	<b>0.568</b> (0.520-0.616)	<b>0.132</b> (0.101-0.163)	<b>0.014</b> (0.007-0.021)	<b>0.006</b> (0.002-0.01)
W1 Mild AUD (2-3 symptoms)	<b>0.097</b> (0.058-0.136)	<b>0.576</b> (0.499-0.653)	<b>0.129</b> (0.07-0.188)	<b>0.091</b> (0.053-0.129)	<b>0.107</b> (0.047-0.167)
W1 Moderate AUD (4-5 symptoms)	<b>0.093</b> (-0.009-0.195)	<b>0.599</b> (0.409-0.789)	<b>0.135</b> (0.056-0.214)	<b>0.145</b> (0.013-0.277)	<b>0.029</b> (-0.002-0.06)
W1 Severe AUD (6+ symptoms)	<b>0.132</b> (0.026-0.238)	<b>0.049</b> (-0.005-0.103)	<b>0.074</b> (-0.004-0.152)	<b>0.077</b> (0.004-0.15)	<b>0.669</b> (0.479-0.859)
Ages 48-55					
	W2 Abstainers/Low -Risk Drinker	W2 Sub- Diagnostic Risky Drinker	W2 Mild AUD (2-3 symptoms)	W2 Moderate AUD (4-5 symptoms)	W2 Severe AUD (6+ symptoms)
W1 Abstainers/Low-Risk Drinker	<b>0.811</b> (0.777-0.845)	<b>0.163</b> (0.130-0.196)	<b>0.019</b> (0.011-0.027)	<b>0.006</b> (-0.001-0.013)	<b>0.000</b> (0.000-0.000)
W1 Sub-Diagnostic Risky Drinker	<b>0.280</b> (0.215-0.345)	<b>0.469</b> (0.402-0.536)	<b>0.176</b> (0.113-0.239)	<b>0.033</b> (0.013-0.053)	<b>0.043</b> (0.016-0.070)
W1 Mild AUD (2-3 symptoms)	<b>0.208</b> (0.135-0.281)	<b>0.350</b> (0.247-0.453)	<b>0.384</b> (0.263-0.505)	<b>0.058</b> (0.020-0.096)	<b>0.000</b> (0.000-0.000)
W1 Moderate AUD (4-5 symptoms)	<b>0.000</b> (0.000-0.000)	<b>0.176</b> (0.006-0.346)	<b>0.245</b> (0.052-0.438)	<b>0.132</b> (-0.002-0.266)	<b>0.447</b> (0.167-0.727)
W1 Severe AUD (6+ symptoms)	<b>0.122</b> <b>(0.045-0.199)</b>	<b>0.317</b> (0.114-0.520)	<b>0.000</b> (0.000-0.000)	<b>0.485</b> (0.276-0.694)	<b>0.076</b> (0.011-0.141)

*Note.* Transition probability estimates are in bold and are followed in parentheses by one-standard-error ranges around the estimate. These one-standard-error ranges have a lower bound of the estimate minus one standard error of the estimate and an upper bound of the estimate plus one standard error of the estimate.



Online Supplements Figure I1. Plots of Hispanics-only-model variability across age groups in rates of AUD desistance from (1) Mild AUD, (2) Moderate AUD, and (3) Severe AUD (for comparison with full-sample results in Figure 1 in the main text). Lines represent model-derived transition-probability estimates with bars showing one-standard-error ranges around the estimates.

**Online Supplements Appendix J:**  
**Results of a manifest Markov among African- Americans only**  
**(for comparison with full-sample results in the main text in Table 2 and Figure 1)**

## ONLINE SUPPLEMENTS APPENDICES: AGE VARIABILITY IN AUD DESISTANCE

40

Online Supplements Table J1

*African-Americans-only-model within-age group transition probabilities and one-standard-error ranges around transition probabilities (for comparison with full-sample results in Table 2 in the main text)*

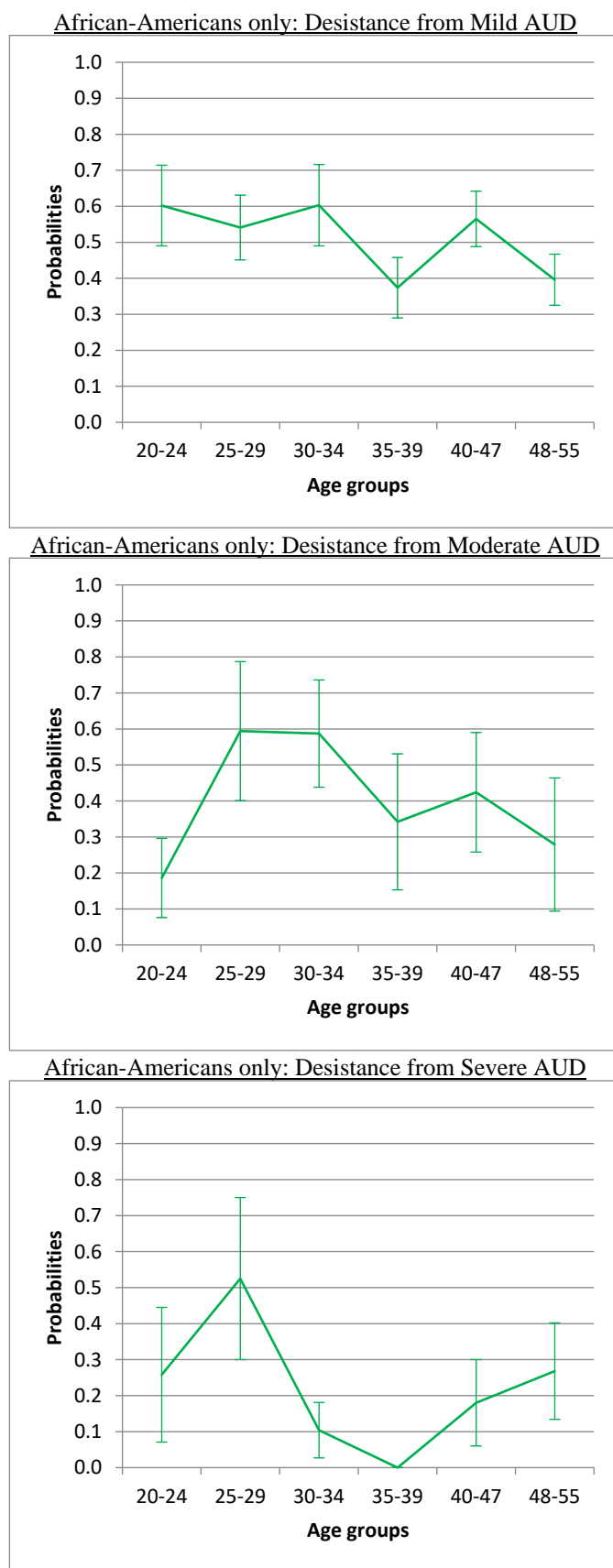
Ages 20-24					
	W2 Abstainers/Low- Risk Drinker	W2 Sub- Diagnostic Risky Drinker	W2 Mild AUD (2-3 symptoms)	W2 Moderate AUD (4-5 symptoms)	W2 Severe AUD (6+ symptoms)
W1 Abstainers/Low-Risk Drinker	<b>0.592</b> (0.540-0.644)	<b>0.227</b> (0.184-0.270)	<b>0.083</b> (0.052-0.114)	<b>0.071</b> (0.042-0.100)	<b>0.027</b> (0.014-0.040)
W1 Sub-Diagnostic Risky Drinker	<b>0.185</b> (0.088-0.282)	<b>0.400</b> (0.282-0.518)	<b>0.312</b> (0.227-0.397)	<b>0.104</b> (0.044-0.164)	<b>0.000</b> (0.000-0.000)
W1 Mild AUD (2-3 symptoms)	<b>0.243</b> (0.142-0.344)	<b>0.359</b> (0.252-0.466)	<b>0.251</b> (0.151-0.351)	<b>0.100</b> (0.041-0.159)	<b>0.047</b> (-0.003-0.097)
W1 Moderate AUD (4-5 symptoms)	<b>0.038</b> (-0.004-0.08)	<b>0.148</b> (0.040-0.256)	<b>0.307</b> (0.150-0.464)	<b>0.303</b> (0.108-0.498)	<b>0.204</b> (0.027-0.381)
W1 Severe AUD (6+ symptoms)	<b>0.258</b> (0.071-0.445)	<b>0.000</b> (0.000-0.000)	<b>0.254</b> (0.020-0.488)	<b>0.000</b> (0.000-0.000)	<b>0.488</b> (0.194-0.782)
Ages 25-29					
	W2 Abstainers/Low- Risk Drinker	W2 Sub- Diagnostic Risky Drinker	W2 Mild AUD (2-3 symptoms)	W2 Moderate AUD (4-5 symptoms)	W2 Severe AUD (6+ symptoms)
W1 Abstainers/Low-Risk Drinker	<b>0.773</b> (0.730-0.816)	<b>0.129</b> (0.100-0.158)	<b>0.086</b> (0.055-0.117)	<b>0.009</b> (0.004-0.014)	<b>0.003</b> (-0.002-0.008)
W1 Sub-Diagnostic Risky Drinker	<b>0.314</b> (0.249-0.379)	<b>0.398</b> (0.341-0.455)	<b>0.236</b> (0.180-0.292)	<b>0.047</b> (0.026-0.068)	<b>0.006</b> (0.000-0.012)
W1 Mild AUD (2-3 symptoms)	<b>0.181</b> (0.122-0.240)	<b>0.422</b> (0.333-0.511)	<b>0.251</b> (0.167-0.335)	<b>0.146</b> (0.020-0.272)	<b>0.000</b> (0.000-0.000)
W1 Moderate AUD (4-5 symptoms)	<b>0.212</b> (0.109-0.315)	<b>0.375</b> (0.228-0.522)	<b>0.284</b> (0.143-0.425)	<b>0.129</b> (0.038-0.220)	<b>0.000</b> (0.000-0.000)
W1 Severe AUD (6+ symptoms)	<b>0.049</b> (0.000-0.098)	<b>0.054</b> (-0.003-0.111)	<b>0.638</b> (0.466-0.810)	<b>0.214</b> (0.078-0.350)	<b>0.044</b> (0.005-0.083)
Ages 30-34					
	W2 Abstainers/Low- Risk Drinker	W2 Sub- Diagnostic Risky Drinker	W2 Mild AUD (2-3 symptoms)	W2 Moderate AUD (4-5 symptoms)	W2 Severe AUD (6+ symptoms)
W1 Abstainers/Low-Risk Drinker	<b>0.773</b> (0.730-0.816)	<b>0.129</b> (0.100-0.158)	<b>0.086</b> (0.055-0.117)	<b>0.009</b> (0.004-0.014)	<b>0.003</b> (-0.002-0.008)
W1 Sub-Diagnostic Risky Drinker	<b>0.314</b> (0.249-0.379)	<b>0.398</b> (0.341-0.455)	<b>0.236</b> (0.18-0.292)	<b>0.047</b> (0.026-0.068)	<b>0.006</b> (0.000-0.012)
W1 Mild AUD (2-3 symptoms)	<b>0.181</b> (0.122-0.24)	<b>0.422</b> (0.333-0.511)	<b>0.251</b> (0.167-0.335)	<b>0.146</b> (0.020-0.272)	<b>0.000</b> (0.000-0.000)
W1 Moderate AUD (4-5 symptoms)	<b>0.212</b> (0.109-0.315)	<b>0.375</b> (0.228-0.522)	<b>0.284</b> (0.143-0.425)	<b>0.129</b> (0.038-0.220)	<b>0.000</b> (0.000-0.000)
W1 Severe AUD (6+ symptoms)	<b>0.049</b> (0.000-0.098)	<b>0.054</b> (-0.003-0.111)	<b>0.638</b> (0.466-0.810)	<b>0.214</b> (0.078-0.350)	<b>0.044</b> (0.005-0.083)
Ages 35-39					
	W2 Abstainers/Low- Risk Drinker	W2 Sub- Diagnostic Risky Drinker	W2 Mild AUD (2-3 symptoms)	W2 Moderate AUD (4-5 symptoms)	W2 Severe AUD (6+ symptoms)
W1 Abstainers/Low-Risk Drinker	<b>0.747</b> (0.706-0.788)	<b>0.168</b> (0.133-0.203)	<b>0.057</b> (0.038-0.076)	<b>0.011</b> (0.006-0.016)	<b>0.017</b> (0.009-0.025)
W1 Sub-Diagnostic Risky Drinker	<b>0.347</b> (0.290-0.404)	<b>0.365</b> (0.315-0.415)	<b>0.185</b> (0.146-0.224)	<b>0.051</b> (0.025-0.077)	<b>0.052</b> (0.029-0.075)
W1 Mild AUD (2-3 symptoms)	<b>0.156</b> (0.103-0.209)	<b>0.218</b> (0.160-0.276)	<b>0.554</b> (0.464-0.644)	<b>0.042</b> (0.021-0.063)	<b>0.031</b> (-0.002-0.064)
W1 Moderate AUD (4-5 symptoms)	<b>0.068</b> (0.020-0.116)	<b>0.275</b> (0.087-0.463)	<b>0.348</b> (0.171-0.525)	<b>0.215</b> (0.101-0.329)	<b>0.094</b> (-0.001-0.189)
W1 Severe AUD (6+ symptoms)	<b>0.000</b> (0.000-0.000)	<b>0.000</b> (0.000-0.000)	<b>0.530</b> (0.207-0.853)	<b>0.000</b> (0.000-0.000)	<b>0.470</b> (0.147-0.793)



## ONLINE SUPPLEMENTS APPENDICES: AGE VARIABILITY IN AUD DESISTANCE

Ages 40-47					
	W2 Abstainers/Low- Risk Drinker	W2 Sub- Diagnostic Risky Drinker	W2 Mild AUD (2-3 symptoms)	W2 Moderate AUD (4-5 symptoms)	W2 Severe AUD (6+ symptoms)
W1 Abstainers/Low-Risk Drinker	<b>0.808</b> (0.781-0.835)	<b>0.124</b> (0.101-0.147)	<b>0.061</b> (0.046-0.076)	<b>0.003</b> (0.001-0.005)	<b>0.005</b> (0.002-0.008)
W1 Sub-Diagnostic Risky Drinker	<b>0.290</b> (0.248-0.332)	<b>0.455</b> (0.411-0.499)	<b>0.198</b> (0.156-0.240)	<b>0.028</b> (0.015-0.041)	<b>0.029</b> (0.011-0.047)
W1 Mild AUD (2-3 symptoms)	<b>0.212</b> (0.153-0.271)	<b>0.353</b> (0.273-0.433)	<b>0.334</b> (0.257-0.411)	<b>0.075</b> (0.036-0.114)	<b>0.026</b> (0.004-0.048)
W1 Moderate AUD (4-5 symptoms)	<b>0.000</b> (0.000-0.000)	<b>0.424</b> (0.258-0.590)	<b>0.418</b> (0.253-0.583)	<b>0.033</b> (-0.001-0.067)	<b>0.125</b> (0.022-0.228)
W1 Severe AUD (6+ symptoms)	<b>0.040</b> (0.000-0.080)	<b>0.140</b> (0.028-0.252)	<b>0.471</b> (0.274-0.668)	<b>0.137</b> (0.034-0.24)	<b>0.212</b> (0.023-0.401)
Ages 48-55					
	W2 Abstainers/Low- Risk Drinker	W2 Sub- Diagnostic Risky Drinker	W2 Mild AUD (2-3 symptoms)	W2 Moderate AUD (4-5 symptoms)	W2 Severe AUD (6+ symptoms)
W1 Abstainers/Low-Risk Drinker	<b>0.825</b> (0.794-0.856)	<b>0.121</b> (0.097-0.145)	<b>0.030</b> (0.017-0.043)	<b>0.013</b> (0.007-0.019)	<b>0.011</b> (0.002-0.020)
W1 Sub-Diagnostic Risky Drinker	<b>0.370</b> (0.304-0.436)	<b>0.402</b> (0.336-0.468)	<b>0.179</b> (0.144-0.214)	<b>0.025</b> (0.012-0.038)	<b>0.025</b> (0.008-0.042)
W1 Mild AUD (2-3 symptoms)	<b>0.126</b> (0.083-0.169)	<b>0.270</b> (0.207-0.333)	<b>0.385</b> (0.315-0.455)	<b>0.169</b> (0.116-0.222)	<b>0.049</b> (0.020-0.078)
W1 Moderate AUD (4-5 symptoms)	<b>0.252</b> (0.067-0.437)	<b>0.027</b> (0.000-0.054)	<b>0.688</b> (0.501-0.875)	<b>0.033</b> (-0.001-0.067)	<b>0.000</b> (0.000-0.000)
W1 Severe AUD (6+ symptoms)	<b>0.182</b> (0.068-0.296)	<b>0.087</b> (0.000-0.174)	<b>0.377</b> (0.205-0.549)	<b>0.102</b> (0.011-0.193)	<b>0.252</b> (0.094-0.41)

*Note.* Transition probability estimates are in bold and are followed in parentheses by one-standard-error ranges around the estimate. These one-standard-error ranges have a lower bound of the estimate minus one standard error of the estimate and an upper bound of the estimate plus one standard error of the estimate.



Online Supplements Figure J1. Plots of African-Americans-only-model variability across age groups in rates of AUD desistance from (1) Mild AUD, (2) Moderate AUD, and (3) Severe AUD (for comparison with full-sample results in Figure 1 in the main text). Lines represent model-derived transition-probability estimates with bars showing one-standard-error ranges around the estimates.