

BMJ Open

BMJ Open is committed to open peer review. As part of this commitment we make the peer review history of every article we publish publicly available.

When an article is published we post the peer reviewers' comments and the authors' responses online. We also post the versions of the paper that were used during peer review. These are the versions that the peer review comments apply to.

The versions of the paper that follow are the versions that were submitted during the peer review process. They are not the versions of record or the final published versions. They should not be cited or distributed as the published version of this manuscript.

BMJ Open is an open access journal and the full, final, typeset and author-corrected version of record of the manuscript is available on our site with no access controls, subscription charges or pay-per-view fees (<http://bmjopen.bmj.com>).

If you have any questions on BMJ Open's open peer review process please email editorial.bmjopen@bmj.com

BMJ Open

Electronic nicotine delivery system use, cigarette smoking, and dual use among American Indians

Journal:	<i>BMJ Open</i>
Manuscript ID	bmjopen-2017-018469
Article Type:	Research
Date Submitted by the Author:	05-Jul-2017
Complete List of Authors:	Carroll, Dana; University of Minnesota, psychiatry Wagener, Theodore; University of Oklahoma Health Sciences Center, Thompson, David; University of Oklahoma Health Sciences Center, Biostatistics and Epidemiology Stephens, Lancer; University of Oklahoma Health Sciences Center, Health Promotion Sciences Peck, Jennifer; University of Oklahoma Health Sciences Center, Biostatistics and Epidemiology Campbell, Janis; University of Oklahoma Health Sciences Center, Biostatistics and Epidemiology Beebe, Laura; University of Oklahoma Health Sciences Center, Biostatistics and Epidemiology
Primary Subject Heading:	Smoking and tobacco
Secondary Subject Heading:	Public health, Epidemiology
Keywords:	EPIDEMIOLOGY, Public health < INFECTIOUS DISEASES, PSYCHIATRY

SCHOLARONE™
Manuscripts

only

1
2
3 **Electronic nicotine delivery system use, cigarette smoking, and dual use among American**
4 **Indians**
5
6
7

8 Carroll, Dana Mowls, PhD; Wagener, Theodore L., PhD; Thompson, David M., PhD; Stephens,
9 Lancer D., PhD; Peck, Jennifer D., PhD; Campbell, Janis E., PhD; Beebe, Laura A., PhD
10

11 Dana Mowls Carroll, PhD [Corresponding author]
12 Tobacco Research Programs, University of Minnesota, 717 Delaware St SE Room 251-03
13 Minneapolis, MN 55414 dcarroll@umn.edu
14
15

16 Theodore L. Wagener, PhD
17 Oklahoma Tobacco Research Center. Department of Pediatrics, University of Oklahoma Health
18 Sciences Center; 655 Research Pkwy #400, Oklahoma City, OK 73104
19

20 David M. Thompson, PhD
21 Department of Biostatistics and Epidemiology, College of Public Health, University of
22 Oklahoma Health Sciences Center; 801 N.E. 13th Street, Oklahoma City, OK 73104
23
24

25 Lancer D. Stephens, PhD
26 Department of Health Promotion Sciences, College of Public Health, University of Oklahoma
27 Health Sciences Center; 801 N.E. 13th Street, Oklahoma City, OK 73104
28
29

30 Jennifer D. Peck, PhD
31 Department of Biostatistics and Epidemiology, College of Public Health, University of
32 Oklahoma Health Sciences Center; 801 N.E. 13th Street, Oklahoma City, OK 73104
33
34

35 Janis E. Campbell, PhD
36 Department of Biostatistics and Epidemiology, College of Public Health, University of
37 Oklahoma Health Sciences Center; 801 N.E. 13th Street, Oklahoma City, OK 73104
38
39

40 Laura A. Beebe, PhD
41 Department of Biostatistics and Epidemiology, College of Public Health,
42 University of Oklahoma Health Sciences Center
43 801 N.E. 13th Street, Oklahoma City, OK 73104
44
45

46
47 **Keywords:** American Indians, Electronic Cigarettes, Cigarette Smoking Epidemiologic Studies,
48 Minority Groups, Tobacco Use, Dependence
49
50
51
52
53
54
55
56
57
58
59
60

ABSTRACT

Objective: Little information exists on electronic nicotine delivery system (ENDS) use among American Indians (AI). The objective of this study was to examine use behaviors and dependence among a convenience sample of AI ENDS users, smokers, and dual users.

Setting: Southern plains region of the United States

Participants: Adults of AI descent who reported being current daily ENDS users (n=27), cigarette smokers (n=27), and dual users (n=28) were recruited in 2016.

Measures: Participants completed a detailed questionnaire on tobacco use behaviors. The Hooked on Nicotine Checklist (HONC) was used to assess loss of autonomy over cigarettes and was reworded for ENDS. Dual users completed the HONC twice. Sum of endorsed items indicated severity of diminished autonomy. Comparisons were made with nonparametric methods and statistical significance was defined as $p < 0.05$.

Results: Among smokers and dual users, median duration smoking was 26.0 and 21.5 years and median cigarettes per day was 10 and 15. Median severity of diminished autonomy over cigarettes did not differ between smokers and dual users (8.0 vs 9.0; $p = 0.0806$). Among ENDS and dual users, median duration of ENDS use was 2.0 and 1.0 years. Most ENDS and dual users reported < 20 vape sessions per day (72.0% vs. 72.0%) with ≤ 10 puffs per session (70.4% vs. 69.2%). Median severity of diminished autonomy over ENDS was similar among ENDS and dual users (4.0 vs 3.0; $p = 0.6865$). Among dual users, severity of diminished autonomy was higher for cigarettes than ENDS (9.0 vs. 3.0; $p < .0001$).

Conclusions: The dependence potential of ENDS is lower than cigarettes in this sample of AI.

This study is informative for public health officials and regulators who are trying to understand

1
2
3
4
5
6
7
8
9
10
11
12
13
14
15
16
17
18
19
20
21
22
23
24
25
26
27
28
29
30
31
32
33
34
35
36
37
38
39
40
41
42
43
44
45
46
47
48
49
50
51
52
53
54
55
56
57
58
59
60

the impact of ENDS and dual use, and for tailoring smoking prevention and cessation interventions for AI.

For peer review only

Strengths and limitations of this study

- This study provides timely information on use behaviors and dependence in electronic nicotine delivery systems (ENDS) users, cigarette smokers, and dual users of a population with high rates of tobacco-related disease and often underrepresented in epidemiologic and clinical research.
- This study describes a novel method for assessing dependence to ENDS and demonstrate that the dependence potential of ENDS is lower than cigarettes in this sample of American Indians (AI).
- Due to the convenience based sampling approach and eligibility criteria, generalizations to all AI in the Southern Plains should be made with caution.

INTRODUCTION

With a prevalence of smoking higher than any other major United States (US) race group, American Indians/Alaskan Natives (AI/AN) are at high-risk for tobacco-related disease and death. According to the National Survey on Drug Use and Health, 38.5% of non-Hispanic AI/AN adults smoked cigarettes in 2012 compared to 23.9% of non-Hispanic Whites, 22.6% of non-Hispanic Blacks, 8.3% of non-Hispanic Asians, and 15.2% of Hispanics.¹ Cigarette smoking within the population of AI/AN varies considerably by region and is highest in Alaska (44.3%) and the Northern Plains (43.6%) followed by the East (37.9%) and Southern Plains (35.4%), and lowest in the Southwest (19.6%).²

Electronic nicotine delivery systems (ENDS), also referred to as e-cigarettes, are a line of relatively new devices that heat a solution often containing flavorants and nicotine to generate a vapor. In 2016, ENDS were deemed under the regulation of the U.S. Food and Drug Administration Center for Tobacco Products (FDA CTP).^{3,4} To inform their regulatory action, the FDA CTP is interested in research that seeks to understand use behaviors and dependence in ENDS users.⁵

Little information exists on ENDS use among AI populations. Few studies have shown that the prevalence of ENDS use is likely higher among AI than other race groups. For example, the 2013 Montana Adult Tobacco Survey (n=5,135) found that 18.8% of AI had ever used ENDS, a prevalence significantly higher than that among Whites (10.5%).⁶ Unpublished data from the 2014 Oklahoma Behavioral Risk Factor Surveillance Survey and the 2014 Oklahoma Adult Tobacco Survey showed that approximately 5.0% of AI are exclusive ENDS users and a further

1
2
3 8.5% use both ENDS and cigarettes (dual users) compared to 3.2% and 4.0% of non-Hispanic
4
5 Whites. Moreover, the odds of ENDS use among current and former smokers was 2.6 times
6
7 higher among AI than among all other major race groups combined in Oklahoma.⁷
8
9

10
11
12 The purpose of the present study was to address the lack of literature on ENDS use among AI by
13
14 describing socio-demographic and lifestyle characteristics, secondhand smoke exposure, use
15
16 behaviors, and dependence among exclusive ENDS users, exclusive smokers, and dual users of
17
18 AI descent residing in the Southern Plains region of the US. The results of this study will be
19
20 significant for the FDA CTP as well as for public health officials who are trying to understand
21
22 the impact of ENDS on public health.
23
24
25
26
27

28 29 **METHODS**

30 31 **Participant recruitment**

32
33 This study was approved by the University of Oklahoma Health Sciences Center (# 6317) and
34
35 the Oklahoma City Area Indian Health Service Institutional Review Board (# P-16-01-OK).
36
37 From March through October 2016, community-based strategies were employed to recruit adults
38
39 of AI descent who were in one of three groups of current tobacco use: 1) current exclusive
40
41 cigarette smokers, 2) current exclusive ENDS users, and 3) concurrent users of cigarettes and
42
43 ENDS, referred to as dual users. Recruitment strategies included reactive (e.g., advertisements
44
45 posted to Oklahoma City and Tulsa Craigslist sites) and proactive methods (e.g., study staff
46
47 attending cultural events, tribal health fairs, and vape shops throughout Oklahoma).
48
49
50
51
52
53
54
55
56
57
58
59
60

Participant eligibility

All participants self-reported AI race, having at least two biological grandparents who were of AI race, being between 18 and 65 years of age, and able to speak, read, and write the English language. Additional inclusion criteria depended on the individual's use of cigarettes and/or ENDS. Eligible cigarette smokers must have smoked at least 5 cigarettes per day for the past 3 months, smoked in the past 24 hours, and not used tobacco products other than cigarettes in the past 3 months. Eligible ENDS users must have used an ENDS every day for the past 3 months and in the past 24 hours, and not used tobacco products other than ENDS in the past 3 months. Eligible dual users must have smoked at least 5 cigarettes per day in the past 3 months, smoked in the past 24 hours, used an ENDS product every day for the past 3 months, and used an ENDS in the past 24 hours, and not used tobacco products other than cigarettes and ENDS in the past 3 months.

Participants were excluded from any group if they regularly used medications for seizures, tuberculosis, or cancer; were currently involved in a tobacco cessation program or used nicotine replacement therapy; were pregnant or breastfeeding; used illicit drugs in the 30 days prior to the study; used alcohol or marijuana on the day of the study.

Measures

To further understand extent of AI heritage, all participants reported their total degree of Indian blood. Socio-demographic data collected included age, gender, marital status, education level, and employment status. We collected information on height and weight to calculate body mass

1
2
3 index (BMI). All participants were asked questions on traditional tobacco use and secondhand
4
5 smoke exposure in the home, vehicle, and if employed, at work.
6
7
8
9

10 Among cigarette smokers and dual users, measures of cigarette smoking were collected,
11 including the age when participants first tried part or all of a cigarette (i.e., age of initiation), the
12 age when participants started smoking cigarettes regularly (i.e., age of regular initiation), average
13 cigarettes currently smoked per day (CPD), duration of cigarette smoking, presence of a 24-hour
14 quit attempt in the past 12 months, and use of menthol cigarettes.
15
16
17
18
19
20
21
22
23

24 Since ENDS are relatively new to the marketplace and often called different names, the
25 following statement, which was adapted from the Population Assessment of Tobacco and Health
26 (PATH)⁸, was read by ENDS and dual users prior to collecting information on ENDS use: ‘You
27 said you currently use an electronic nicotine product. These products are battery-powered, use
28 nicotine fluid rather than tobacco leaves, and produce vapor instead of smoke. There are many
29 different names for these devices. Some common brands include Fin, NJOY, Blu, e-Go and
30 Vuse.’ Generic photos (‘cig-a-like’; tank or vapor system; e-cigar; e-pipe; e-hookah) of
31 commonly used ENDS were displayed and participants chose the photo(s) which best resembled
32 the ENDS they currently used. Participants had the option of choosing more than one.
33
34
35
36
37
38
39
40
41
42
43
44
45
46
47
48
49
50
51
52
53
54
55
56
57
58
59
60

Participants were also asked if the ENDS was rechargeable, refillable with “e-liquid”, if it used
cartridges, and which nicotine concentration they currently used. Since ENDS users often use
more than one flavor or mix flavors, participants reported all flavors they currently used.

1
2
3 To assess extent of ENDS use, ENDS and dual users read the following statement provided by
4 the Ontario Tobacco Research Center: 'A session starts from your first puff and ends with your
5 last puff before you take a break to do something else. A session can last for any length of time
6 and involve any number of puffs, depending in the person. Sometimes these are called vape
7 sessions.' Participants then responded to four questions: (1) 'How many sessions have you had
8 with your electronic nicotine product in your lifetime?'; (2) 'In a typical day, how many sessions
9 do you have?'; (3) 'How long does one session typically last for you?'; (4) 'How many puffs do
10 you typically take per session?'. Other variables collected included age of ENDS initiation, age
11 of regular ENDS initiation, and duration of use. Among exclusive ENDS users, we asked if they
12 were a never or former smoker. If they were a former smoker, we asked them to recall their
13 number of CPD when smoked and the time since smoked. We also asked dual users to recall
14 their number of CPD prior to ENDS initiation.
15
16
17
18
19
20
21
22
23
24
25
26
27
28
29
30
31
32
33

34 The Hooked on Nicotine Checklist (HONC), a 10-item screening tool developed to assess loss of
35 autonomy over cigarettes,⁹ is a reliable and valid measure of loss of autonomy for both novice
36 and experienced cigarettes smokers.⁹ Since each of the ten items has face validity, a smoker's
37 endorsement of any one item indicates loss of autonomy, and the sum of endorsed items (0-10)
38 indicates the degree to which autonomy has been lost.⁹ We reworded the HONC to assess loss of
39 autonomy over ENDS among ENDS users and dual users. Dual users completed the HONC
40 twice, once with regard to cigarettes and once with regard to ENDS. Loss of autonomy over
41 either cigarettes or ENDS was summarized using both continuous scores (0-10) and a
42 dichotomous measure (0=full autonomy; ≥ 1 =diminished autonomy).
43
44
45
46
47
48
49
50
51
52
53
54
55
56
57
58
59
60

Biochemical assessment of smoking status

The measurement of exhaled carbon monoxide (CO) level provides an immediate, non-invasive assessment of cigarette smoking status.¹⁰ CO was collected to biochemically confirm self-reported cigarette smoking status and therefore help reduce information bias. Clinical studies commonly use a CO value of 10 parts per million (ppm) to discriminate cigarette smokers from non-smokers.¹¹⁻¹⁵ However, recent studies have shown that a CO level between 6-8 ppm may more accurately classify smoking status.^{10,16,17} Cigarette smokers and dual users were included in the study if they had a CO level ≥ 6 ppm, while ENDS users were included if they had CO levels ≤ 9 ppm.

Statistical analysis

This study focused on describing characteristics of cigarette smokers, ENDS users, and dual users of AI descent currently residing in the Southern Plains. Since the study's primary purpose was descriptive, a formal sample size calculation was not performed. Continuous and ordinal measures were described using median values and categorical measures were described by proportions. Scores and frequencies were compared between the three user groups with the nonparametric Kruskal–Wallis test for ordinal or continuous measures and with a Chi-square or Fisher's exact test for categorical measures. A p-value < 0.05 was considered statistically significant for comparison among all three user groups. Significant overall tests were followed by testing for differences between the three pairs of groups, and significance was assessed using a Bonferroni adjustment of $\alpha = 0.017$. Statistical analysis was conducted in SAS 9.4.

RESULTS

A total of 95 individuals participated in the study: 35 as cigarette smokers, 28 as ENDS users, and 32 as dual users. Thirteen participants (13.7%) were excluded because their CO values were outside of the range for their given tobacco use group. Therefore, results are presented for the 82 individuals (27 cigarette smokers, 27 ENDS users, and 28 dual users) with CO values in the expected range given their self-reported tobacco use.

Table 1 displays data on sociodemographic characteristics, traditional tobacco use, and secondhand smoke exposure for the 82 participants. Age distribution differed across the three user groups ($p=0.0263$). Cigarette smokers were older than ENDS users ($p\text{-value}=0.0124$). The proportion with all four grandparents of AI race was higher in smokers compared with ENDS users (70% versus 22%; $p\text{-value}=0.0003$) and in smokers compared with dual users (70% versus 29%; $p\text{-value}=0.0011$). About one-half (51.2%) reported an Indian blood quantum of at least one-half. The proportion who reported an Indian blood quantum of at least one-half was higher among cigarette smokers compared with ENDS users (70% versus 30%; $p\text{-value}=0.0028$). More than one-half of participants were exposed, in the past 7 days, to combustible tobacco at home (53%) and nearly two-thirds (64%) were exposed to combustible tobacco in a vehicle. The proportion of participants exposed at home was higher among cigarette smokers than ENDS users (61% versus 26%; $p\text{-value}=0.0129$) and among dual users compared with ENDS users (71% versus 26%; $p\text{-value}=0.0007$). The proportion exposed in a vehicle was higher among dual users compared with ENDS users (82% versus 41%; $p\text{-value}=0.0016$). More than one-half (56%) of participants were exposed to combustible tobacco at work in the past 7 days, and this proportion was higher among dual users than ENDS users (77% versus 27%; $p\text{-value}=0.0080$).

1
2
3 **Table 2** presents data on cigarette smoking characteristics. Median CPD was 10 among smokers
4 and 15 among dual users. The distribution of cigarettes per day did not differ between the two
5 user groups (p-value=0.9174). Moreover, a similar proportion of smokers and dual users
6 reporting smoking <1 pack of CPD (59% versus 57%; p-value=0.8736). Distributions of ages
7 when respondents first tried smoking a cigarette and started smoking cigarettes regularly did not
8 differ between user groups. A greater proportion of dual users reported a quit attempt in the
9 previous 12 months than did smokers (57% versus 26%; p-value=0.0190).
10
11
12
13
14
15
16
17
18
19

20
21 **Table 3** presents data on ENDS use behaviors. Median age first tried an ENDS was 28.5 years
22 among ENDS users and 35.0 years among dual users. Median age started using an ENDS
23 regularly was 30.0 years among ENDS users and 36.5 years among dual users. Median duration
24 of ENDS use was 2 years among ENDS and 1 year among dual users. When prompted with the
25 option to select the photo which best represented the ENDS currently being used, the vast
26 majority of ENDS (89%) and dual users (93%) selected a tank or vapor system. The vast
27 majority, if not all, of ENDS users and dual users reported currently using an ENDS which was
28 refillable with e-liquid (89%, 100%) and rechargeable (100%, 96%); while, one-third or less
29 (30%, 33%) reported using cartridges. The majority of both ENDS users (80%) and dual users
30 (69%) reported currently using a nicotine concentration of 12 mg or less. More than one-half of
31 ENDS and dual users reported using fruit (67%, 54%) and candy (52%, 57%) flavored ENDS.
32
33
34
35
36
37
38
39
40
41
42
43
44
45
46
47
48
49
50
51
52
53
54
55
56
57
58
59
60

Data on number of vape sessions in lifetime, vape sessions per day, puffs per vape session, and length of vape session is also displayed in **Table 3**.

1
2
3 ENDS and dual users were asked questions to assess their smoking status prior to initiation of an
4
5 ENDS. The vast majority of ENDS users (92.6%) reported being former cigarettes smokers.
6
7
8 Among ENDS users who were former cigarette smokers, the median CPD when smoked was 20
9
10 and the median duration since smoked cigarettes was 2 years. Dual users were asked to recall
11
12 CPD before initiation of an ENDS. Median CPD prior to ENDS use was 20, which was higher
13
14 than the current median of 15 CPD (p-value=0.0109).
15
16
17
18
19

20 **Table 4** presents data on the HONC for loss of autonomy over cigarettes among smokers and
21
22 dual users. A similar proportion of cigarette smokers (96.3%) and dual users (100%) had a
23
24 diminished autonomy over cigarettes (p=0.4909). On a scale of 0 to 10, median severity of
25
26 diminished autonomy over cigarettes was 8 and 9 among smokers and dual users, respectively.
27
28 Distributions in severity of diminished autonomy over cigarettes did not differ when comparing
29
30 smokers with dual users (p-value=0.0806). When examining individual items measured by the
31
32 HONC, a greater proportion of dual users than smokers said 'yes' to items 1 "Have you ever
33
34 tried to quit cigarettes, but couldn't?" (79% versus 52%; p-value =0.0372) and 2 "Do you smoke
35
36 now because it is really hard to quit smoking cigarettes?" (75% versus 48%; p-value=0.0405).
37
38
39 There was no difference in items 3-10.
40
41
42
43
44
45

46 **Table 4** also presents data on the adapted HONC for loss of autonomy over ENDS among ENDS
47
48 users and dual users. A similar proportion of ENDS users (64.3%) and dual users (77.8%) had a
49
50 diminished autonomy over ENDS (p=0.2707). Median severity of diminished autonomy over
51
52 ENDS was 4 and 3 among ENDS and dual users, respectively. Distributions in severity of
53
54 diminished autonomy over ENDS did not differ when comparing ENDS users with dual users (p-
55
56
57
58
59
60

1
2
3 value=0.6865). Moreover, there were no differences in the individual HONC items when
4
5 comparing ENDS with dual users. To further understand autonomy, we compared loss of
6
7 autonomy to cigarettes in smokers with loss of autonomy to ENDS in ENDS users. There was no
8
9 difference in proportions of diminished autonomy when comparing smokers with ENDS users
10
11 (96% versus 78%; p-value=0.1003). However, distributions in severity of diminished autonomy
12
13 differed (p-value=0.0077), where smokers had higher scores for severity of diminished
14
15 autonomy than ENDS users. Furthermore, among dual users, severity of diminished autonomy
16
17 over cigarettes was higher than severity of diminished autonomy over ENDS (p-value<.0001).
18
19
20
21
22
23
24

25 DISCUSSION

26
27 This descriptive study provides novel findings about cigarette smoking and ENDS use in a small
28
29 sample of AI from the Southern Plains region of the US. Notably, this analysis was the first of its
30
31 kind to provide an in-depth description of ENDS use, including both exclusive use and dual use
32
33 with cigarettes, among AI. Studies of this kind are a current research priority of the US Food and
34
35 Drug Administration (FDA) Center for Tobacco Products, which serves as the regulatory
36
37 authority for all tobacco products.^{5,18} Ultimately, this study provides a more complete picture of
38
39 the current tobacco use landscape and will be informative for our future research on biomarkers
40
41 of exposure in this population, as well as for guiding regulatory authorities who are working to
42
43 understand the impact of ENDS on public health in both general and disparate populations.
44
45
46
47
48
49

50
51 Smoke-free homes and workplaces can increase smoking cessation and prevent relapse among
52
53 former smokers.¹⁹⁻²¹ In the present study, more than half of all participants were exposed to
54
55 combustible tobacco products at home and nearly two-thirds were exposed while in a vehicle.
56
57
58
59
60

1
2
3 Additionally, more than half of the participants who were employed reported exposure at work.
4
5 Comparing user groups, exposure to combustible tobacco at home was more than two times
6
7 higher among cigarette smokers and dual users than ENDS users. Dual users also had a
8
9 significantly higher prevalence of exposure to combustible tobacco while in a vehicle and at
10
11 work than ENDS users. The vast majority of ENDS users in this study reported being former
12
13 cigarette smokers. Their ability to quit cigarettes may have been a result of smoke-free homes,
14
15 vehicles, and workplaces, which provided a supportive environment for quitting. Or, smoke-free
16
17 restrictions may have been implemented after ENDS users quit cigarettes, and now aid in
18
19 preventing relapse. Due to the cross-sectional nature of this study, we are limited in our ability to
20
21 assess the directionality of this relationship.
22
23
24
25
26
27
28

29 Although AI have the highest rates of cigarette smoking, AI are more likely to be light smokers
30
31 compared to other race groups.^{22,23} For example, a previous study of tobacco use among AI in
32
33 Oklahoma reported a median of 10 CPD,²² which is considered a low to moderate number of
34
35 CPD. In the present study, the median number of CPD among smokers and dual users was 10
36
37 and 15, respectively. Despite the relatively low number of CPD, median HONC scores for
38
39 smokers and dual users were 8 and 9, respectively, which correspond to high levels of
40
41 dependence. Moreover, AI have been shown to have higher levels of tobacco-related disease
42
43 compared to other race groups.²⁴ It may be that AI are smoking in such a manner (e.g., more
44
45 deeply or for longer duration) which results in higher levels of nicotine and carcinogen intake per
46
47 cigarette than other race groups.
48
49
50
51
52
53
54
55
56
57
58
59
60

1
2
3 Attempts to quit smoking are considered a critical step to increasing rates of smoking cessation
4 and, subsequently, reducing the smoking prevalence.²⁵ Based on data from the 2013 National
5 Health Interview Survey, an estimated 51% of AI smokers reported attempting to quit in the past
6 12 months.²⁶ In the present study, the proportion of dual users who made a quit attempt was
7 more than twice the proportion among smokers. This finding supports previous literature linking
8 ENDS use to smoking cessation. For example, in a nationally representative sample of US
9 cigarette smokers (n=2,028), ENDS users had a higher smoking quit attempt (73% versus 46%)
10 and cessation (42% versus 16%) rate than non-ENDS users.²⁷ We did not ask participants about
11 their reason for using ENDS; however, it is likely that dual users in the present study are similar
12 to those in others studies who report using ENDS to help quit cigarettes.²⁸⁻³⁰ Dual users were
13 asked to recall their average CPD before ENDS initiation, which was significantly higher than
14 their current CPD. Future studies are needed to understand the impact of dual use on public
15 health, including the potential to undermine prevention and cessation efforts.

16
17
18 ENDS are part of the diversifying tobacco landscape,³¹ and as 2016 the US FDA has had the
19 authority to regulate these devices.¹⁸ Currently, there are several gaps in how to define and
20 classify these devices making the study of ENDS difficult.³ A major strength of the present study
21 was the number of characteristics collected on ENDS use and the usage of pictures to aid
22 participants in selecting which product they currently used. The vast-majority of ENDS and dual
23 users reported using a tank or vapor system. Additionally, most reported that their ENDS was
24 refillable with e-liquid and rechargeable. The majority of both dual and ENDS users reported
25 using ENDS with nicotine concentrations of 12 mg or less.

1
2
3 Concern surrounds flavored tobacco products as they have been disproportionately used by youth
4 and initiators.³²⁻³⁴ Due to this, flavored cigarettes, excluding menthol flavor, were prohibited in
5
6 2009 as part of the landmark Family Smoking Prevention and Tobacco Control Act.³⁵ Currently,
7
8 ENDS come in a variety of flavors. One study identified nearly 8,000 flavors available online
9
10 and showed that the vast majority of brands offered fruit, candy, and dessert flavors.³⁶ In the
11
12 present study the most common flavors among both ENDS and dual users were fruit and candy
13
14 or sweets. One study found tobacco to be the most common flavor,³⁷ which was the third most
15
16 popular flavor among our participants. Interestingly, none of the participants in the present study
17
18 reported not using any flavor. Regulatory authorities need to consider the potential impact of
19
20 eliminating flavors, as their prohibition, especially candy or fruit flavors, may not only reduce
21
22 youth appeal but also the overall appeal to adult ENDS users.
23
24
25
26
27
28
29
30
31

32 Data on patterns of ENDS use is crucial for understanding the impact of these devices on public
33
34 health. There are no standard terms or definitions for assessing ENDS behavior. In the present
35
36 study, participants read a generic definition of a 'vape session' and then were asked questions to
37
38 characterize their vape sessions. One-third of ENDS users and more than half of dual users
39
40 reported 100 or less vape sessions in their lifetime. This is surprising since ENDS were used for
41
42 a median duration of 1 or 2 years and the study eligibility which included using an ENDS every
43
44 day in the past 3 months. Participants may have had a hard time recalling this number and simply
45
46 guessed or perhaps the question was worded in a manner that caused confusion. Another
47
48 explanation is the participants may have underestimated their total number of vape sessions as a
49
50 result of social desirability. Average number of vape sessions per day varied, with most reporting
51
52 less than 20 per day. An average of 5-10 puffs per vape session was most common among both
53
54
55
56
57
58
59
60

1
2
3 ENDS and dual users. In terms of vape sessions, most lasted for 5 minutes or less among ENDS
4
5 users; while, the proportion of dual users who reported a vape session lasting 1-2, 3-5, 6-10, and
6
7 over 10 minutes were similar. In addition to providing a deeper understanding of ENDS use
8
9 among AI, these findings are relevant for researchers seeking to understand which questions
10
11 should be used to collect information on patterns of ENDS use.
12
13

14
15
16
17 There are a number of questionnaires with proven utility in assessing dependence to cigarettes.

18
19 The HONC was used in the present study for assessing loss of autonomy over cigarettes.

20
21 Advantages over other commonly used questionnaires (e.g., Fagerström Test for Nicotine

22
23 Dependence), include providing a natural cutpoint where smokers who score a zero have full

24
25 autonomy over cigarettes.⁹ Moreover, the HONC does not include measures on heaviness or

26
27 frequency of use specific to cigarette smoking (e.g., CPD). Thus, it can be reworded to assess

28
29 dependence to other tobacco products. In the present study, smokers and dual users had median

30
31 scores of 8 and 9, respectively, which are considered high levels of dependence. Although there

32
33 was no difference in proportion of diminished autonomy or severity of autonomy, a higher

34
35 proportion of dual users than smokers said 'yes' to items 1 and 2 on the HONC, both of which

36
37 contain language related to quitting smoking. This observation supports the finding that a higher

38
39 proportion of dual users than smokers attempted to quit smoking cigarettes.
40
41
42
43
44
45
46
47

48
49 A major component of assessing the public health impact of ENDS use is to understand the

50
51 dependence potential in both exclusive and dual users. To date, there is no standard method for

52
53 assessing dependence to ENDS. Since ENDS and cigarettes differ in patterns of use, methods for

54
55 assessing dependence that can facilitate comparison across products are needed. As previously
56
57
58
59
60

1
2
3 mentioned, HONC does not include language on heaviness or frequency of smoking. Thus, we
4
5 re-worded the HONC in order to assess loss of autonomy over ENDS. With median scores of 4
6
7 and 3, ENDS and dual users were no different in loss of autonomy over ENDS. Eissenberg and
8
9 colleagues developed a questionnaire, which contained items from scales including the HONC,
10
11 to assess dependence to both cigarettes and ENDS.³⁸ That study found ENDS users to be less
12
13 dependent on ENDS than they retrospectively reported having been dependent on cigarettes prior
14
15 to switching.³⁸ We did not ask the ENDS users who were former smokers to recall their
16
17 dependence to cigarettes. However, severity of dependence in ENDS users was found to be one-
18
19 half of the severity of dependence in smokers. Eissenberg's study also showed dependence to
20
21 increase with increasing nicotine concentration.³⁸ The impact of nicotine concentration and other
22
23 characteristics of ENDS on dependence should be examined in a larger study of ENDS users.
24
25
26
27
28
29
30
31

32 Although this study has the potential to provide important information, it must be considered in
33
34 light of its limitations. The focus of this study was not on testing of hypotheses, but on
35
36 describing characteristics of smokers, ENDS users, and dual users of AI descent. Thus we did
37
38 not incorporate a formal sample size calculation. Consequently, the statistical power may be low.
39
40 Second, the study population was not randomly sampled, rather participants were enrolled based
41
42 on convenience using community-based recruitment strategies. Moreover, although AI in the
43
44 Southern Plains region of the United States were the target population, the source population was
45
46 the state of Oklahoma. Therefore generalizations to all AI in the Southern Plains should be made
47
48 with caution as the findings may not be representative. Also, the exclusion criteria may further
49
50 impact the ability to generalize findings. Of most concern is that individuals who used alcohol on
51
52 the day of the study were not eligible to participate. Alcohol use is correlated with tobacco use;³⁹⁻
53
54
55
56
57
58
59
60

1
2
3 ⁴² thus restricting eligibility to those who did not consume alcohol on the day of the study may
4
5 harm the external validity of the findings.
6
7
8
9

10
11 In summary, this study provides several novel findings about smoking, ENDS use, and dual use
12 among AI people from the Southern Plains region of the United States. Notably, the results of
13 this study provide timely information on patterns of use and dependence of ENDS and thus
14 addresses a priority research area of the US FDA: studies of ENDS initiation, use, perceptions,
15 dependence and toxicity.⁴³ Ultimately, this study provides a more complete picture of the current
16 tobacco use landscape and will be informative for future studies, prevention and cessation
17 interventions, and public health officials who are actively trying to understand the impact of
18 ENDS and dual use on public health.
19
20
21
22
23
24
25
26
27
28
29
30
31
32
33
34
35
36
37
38
39
40
41
42
43
44
45
46
47
48
49
50
51
52
53
54
55
56
57
58
59
60

FUNDING

This work was supported by the National Institute on Drug Abuse at the National Institutes of Health (grant number 1R36DA042208-01).

CONTRIBUTORSHIP STATEMENT

Conceptualization: DMC TLW DMT LDS JDP JEC LAB

Funding acquisition: DMC TLW LAB

Methodology: DMC TLW DMT LDS JDP JEC LAB

Project administration: DMC LAB

Supervision: TLW DMT LDS JDP JEC LAB

Data analysis: DMC LAB

Writing of original draft: DMC LAB

Review and editing: DMC TLW DMT LDS JDP JEC LAB

COMPETING INTERESTS STATEMENT

No competing interests to declare

ACKNOWLEDGEMENTS

We are deeply grateful for the support of the Southern Plains Tribal Health Board, the many tribal communities, and vape shops that helped make this research a success. We are also thankful for the facility support provided by the Oklahoma Shared Clinical and Translational Resources (grant number U54GM104938).

For peer review only

1
2
3
4
5
6
7
8
9
10
11
12
13
14
15
16
17
18
19
20
21
22
23
24
25
26
27
28
29
30
31
32
33
34
35
36
37
38
39
40
41
42
43
44
45
46
47
48
49
50
51
52
53
54
55
56
57
58
59
60

DATA SHARING STATEMENT

Extra data is available by emailing DMC at dcarroll@umn.edu

For peer review only

1
2
3
4
5
6
7
8
9
10
11
12
13
14
15
16
17
18
19
20
21
22
23
24
25
26
27
28
29
30
31
32
33
34
35
36
37
38
39
40
41
42
43
44
45
46
47
48
49
50
51
52
53
54
55
56
57
58
59
60
REFERENCENCES

1. US Department of Health, Human Services. The health consequences of smoking—50 years of progress: A report of the surgeon general. *Atlanta, GA: US Department of Health and Human Services, Centers for Disease Control and Prevention, National Center for Chronic Disease Prevention and Health Promotion, Office on Smoking and Health.* 2014;17.
2. Espey DK, Wu XC, Swan J, et al. Annual report to the nation on the status of cancer, 1975-2004, featuring cancer in American Indians and Alaska Natives. *Cancer.* Nov 15 2007;110(10):2119-2152.
3. Walton KM, Abrams DB, Bailey WC, et al. NIH electronic cigarette workshop: developing a research agenda. *Nicotine & tobacco research : official journal of the Society for Research on Nicotine and Tobacco.* Feb 2015;17(2):259-269.
4. Chen IL. FDA summary of adverse events on electronic cigarettes. *Nicotine & tobacco research : official journal of the Society for Research on Nicotine and Tobacco.* Feb 2013;15(2):615-616.
5. National Institutes of Health, Office of Disease Prevention. FDA Center for Tobacco Products Research Interest Areas. 2014; <https://prevention.nih.gov/tobacco-regulatory-science-program/research-priorities>. Accessed May, 2015.
6. Schmidt L, Reidmohr A, Harwell TS, Helgersson SD. Prevalence and Reasons for Initiating Use of Electronic Cigarettes Among Adults in Montana, 2013. *Preventing Chronic Disease.* 2014;11:E204.
7. White A, Beebe L, Mowls D, Wagener T. The ENDS Game: Factors Affecting E-Cigarette Use in Oklahoma. 2015 Society for Research on Nicotine and Tobacco Conference; 2015; Philadelphia, PA.
8. National Institutes of Health's National Institute on Drug Abuse (NIH/NIDA), Food and Drug Administration (FDA). PATH Study Data Collection Instruments. 2014; [file:///C:/Users/dmowls/Downloads/2_PATH_Study_Data_Collection_Instruments%20\(4\).pdf](file:///C:/Users/dmowls/Downloads/2_PATH_Study_Data_Collection_Instruments%20(4).pdf). Accessed November 29, 2016.
9. Wellman RJ, DiFranza JR, Savageau JA, Godiwala S, Friedman K, Hazelton J. Measuring adults' loss of autonomy over nicotine use: the Hooked on Nicotine Checklist. *Nicotine & tobacco research : official journal of the Society for Research on Nicotine and Tobacco.* Feb 2005;7(1):157-161.
10. Deveci SE, Deveci F, Aık Y, Ozan AT. The measurement of exhaled carbon monoxide in healthy smokers and non-smokers. *Respiratory medicine.* 2004;98(6):551-556.
11. Polosa R, Caponnetto P, Maglia M, Morjaria JB, Russo C. Success rates with nicotine personal vaporizers: a prospective 6-month pilot study of smokers not intending to quit. *BMC public health.* Nov 08 2014;14:1159.

- 1
2
3 12. Lerman C, Schnoll RA, Hawk LW, et al. Use of the nicotine metabolite ratio as a genetically
4 informed biomarker of response to nicotine patch or varenicline for smoking cessation: a
5 randomised, double-blind placebo-controlled trial. *The Lancet Respiratory Medicine*.
6 2015;3(2):131-138.
7
- 8
9 13. Jorenby DE, Smith SS, Fiore MC, et al. Varying nicotine patch dose and type of smoking cessation
10 counseling. *Jama*. Nov 1 1995;274(17):1347-1352.
11
- 12 14. Anthenelli RM, Benowitz NL, West R, et al. Neuropsychiatric safety and efficacy of varenicline,
13 bupropion, and nicotine patch in smokers with and without psychiatric disorders (EAGLES): a
14 double-blind, randomised, placebo-controlled clinical trial. *The Lancet*. 2016.
15
- 16 15. Benowitz NL, Jacob III P, Ahijevych K, et al. Biochemical verification of tobacco use and
17 cessation. *Nicotine & Tobacco Research*. 2002;4(2).
18
- 19 16. Jarvis MJ, Tunstall-Pedoe H, Feyerabend C, Vesey C, Saloojee Y. Comparison of tests used to
20 distinguish smokers from nonsmokers. *American Journal of Public Health*. 1987;77(11):1435-
21 1438.
22
- 23 17. Middleton ET, Morice AH. Breath carbon monoxide as an indication of smoking habit. *Chest*. Mar
24 2000;117(3):758-763.
25
- 26 18. U.S. Food and Drug Administration. Extending Authorities to All Tobacco Products, Including E-
27 Cigarettes, Cigars, and Hookah. 2016;
28 <http://www.fda.gov/TobaccoProducts/Labeling/ucm388395.htm>. Accessed May 11, 2016.
29
- 30 19. Mills AL, Messer K, Gilpin EA, Pierce JP. The effect of smoke-free homes on adult smoking
31 behavior: a review. *Nicotine & tobacco research : official journal of the Society for Research on*
32 *Nicotine and Tobacco*. Oct 2009;11(10):1131-1141.
33
- 34 20. Borland R, Yong HH, Cummings KM, Hyland A, Anderson S, Fong GT. Determinants and
35 consequences of smoke-free homes: findings from the International Tobacco Control (ITC) Four
36 Country Survey. *Tobacco control*. Jun 2006;15 Suppl 3:iii42-50.
37
- 38 21. Fichtenberg CM, Glantz SA. Effect of smoke-free workplaces on smoking behaviour: systematic
39 review. *BMJ (Clinical research ed.)*. Jul 27 2002;325(7357):188.
40
- 41 22. Eichner JE, Cravatt K, Beebe LA, et al. Tobacco use among American Indians in Oklahoma: an
42 epidemiologic view. *Public Health Reports*. 2005;120(2):192.
43
- 44 23. Welty TK, Lee ET, Yeh J, et al. Cardiovascular disease risk factors among American Indians. The
45 Strong Heart Study. *Am J Epidemiol*. Aug 1 1995;142(3):269-287.
46
- 47 24. Mowls DS, Campbell JE, Beebe LA. Race and Gender Disparities in Lung Cancer Incidence Rates,
48 2001-2010. Oklahoma State Medical Association: Univeristy of Oklahoma Health Sciences
49 Center; 2015.
50
51
52
53
54
55
56
57
58
59
60

- 1
2
3 25. US Department of Health Human Services. The health consequences of smoking—50 years of
4 progress. *A report of the Surgeon General*. 2014.
- 5
6
7 26. Office of Disease Prevention and Health Promotion, Centers for Disease Control and Prevention.
8 Disparities Details by Race and Ethnicity for 2012 2013;
9 <http://www.healthypeople.gov/2020/data/disparities/detail/Chart/5359/3/2012>. Accessed
10 October 28, 2015.
- 11
12
13 27. Zhuang Y-L, Cummins SE, Sun JY, Zhu S-H. Long-term e-cigarette use and smoking cessation: a
14 longitudinal study with US population. *Tobacco control*. 2016;25(Suppl 1):i90-i95.
- 15
16 28. Wong LP, Mohamad Shakir SM, Alias H, Aghamohammadi N, Hoe VC. Reasons for Using
17 Electronic Cigarettes and Intentions to Quit Among Electronic Cigarette Users in Malaysia.
18 *Journal of community health*. Dec 2016;41(6):1101-1109.
- 19
20
21 29. Rutten LJF, Blake KD, Agunwamba AA, et al. Use of e-cigarettes among current smokers:
22 associations among reasons for use, quit intentions, and current tobacco use. *Nicotine &*
23 *Tobacco Research*. 2015;17(10):1228-1234.
- 24
25
26 30. Dawkins L, Turner J, Roberts A, Soar K. 'Vaping' profiles and preferences: an online survey of
27 electronic cigarette users. *Addiction*. 2013;108(6):1115-1125.
- 28
29
30 31. Centers for Disease Control and Prevention. E-cigarettes: An Emerging Public Health Challenge.
31 *Public Health Grand Rounds* 2015;
32 <http://www.cdc.gov/cdcgrandrounds/archives/2015/october2015.htm>. Accessed October 6
33 2015.
- 34
35 32. Health UDo, Services H. Preventing tobacco use among youth and young adults: a report of the
36 Surgeon General. *Atlanta, GA: US Department of Health and Human Services, Centers for*
37 *Disease Control and Prevention, National Center for Chronic Disease Prevention and Health*
38 *Promotion, Office on Smoking and Health*. 2012;3.
- 39
40
41 33. Campaign for Tobacco-Free Kids. Electronic Cigarettes and Youth. 2016;
42 <http://www.tobaccofreekids.org/research/factsheets/pdf/0382.pdf>. Accessed November 28,
43 2016.
- 44
45 34. Klein SM, Giovino GA, Barker DC, Tworek C, Cummings KM, O'Connor RJ. Use of flavored
46 cigarettes among older adolescent and adult smokers: United States, 2004--2005. *Nicotine &*
47 *tobacco research : official journal of the Society for Research on Nicotine and Tobacco*. Jul
48 2008;10(7):1209-1214.
- 49
50
51 35. US Food and Drug Administration (FDA). Candy and Fruit Flavored Cigarettes Now Illegal in
52 United States; Step is First Under New Tobacco Law. 2009;
53 <http://www.fda.gov/NewsEvents/Newsroom/PressAnnouncements/ucm183211.htm>. Accessed
54 November 28, 2016.
- 55
56
57 36. Zhu SH, Sun JY, Bonnevie E, et al. Four hundred and sixty brands of e-cigarettes and counting:
58 implications for product regulation. *Tobacco control*. Jul 2014;23 Suppl 3:iii3-9.
- 59
60

- 1
2
3
4
5
6
7
8
9
10
11
12
13
14
15
16
17
18
19
20
21
22
23
24
25
26
27
28
29
30
31
32
33
34
35
36
37
38
39
40
41
42
43
44
45
46
47
48
49
50
51
52
53
54
55
56
57
58
59
60
37. Etter JF, Bullen C. Electronic cigarette: users profile, utilization, satisfaction and perceived efficacy. *Addiction*. 2011;106(11):2017-2028.
38. Foulds J, Veldheer S, Yingst J, et al. Development of a Questionnaire for Assessing Dependence on Electronic Cigarettes Among a Large Sample of Ex-Smoking E-cigarette Users. *Nicotine & Tobacco Research*. 10/1906/04/received09/26/accepted 2015;17(2):186-192.
39. Whitesell NR, Beals J, Crow CB, Mitchell CM, Novins DK. Epidemiology and etiology of substance use among American Indians and Alaska Natives: risk, protection, and implications for prevention. *The American journal of drug and alcohol abuse*. Sep 2012;38(5):376-382.
40. Falk DE, Yi HY, Hiller-Sturmhofel S. An epidemiologic analysis of co-occurring alcohol and tobacco use and disorders: findings from the National Epidemiologic Survey on Alcohol and Related Conditions. *Alcohol research & health : the journal of the National Institute on Alcohol Abuse and Alcoholism*. 2006;29(3):162-171.
41. Mowls DS, Brame LS, Martinez SA, Beebe LA. Lifestyle behaviors among US cancer survivors. *Journal of cancer survivorship : research and practice*. Aug 2016;10(4):692-698.
42. Centers for Disease Control and Prevention. Current Cigarette Smoking Among Adults — United States , 2005-2014. *Morb Mortal Wkly Rep*. 2015;61(44):1233-1240.
43. National Institutes of Health. Research Priorities. 2014; <https://prevention.nih.gov/tobacco-regulatory-science-program/research-priorities>. Accessed November 13, 2015.

Table 1. Sociodemographic Characteristics, Traditional Tobacco Use, and Secondhand Smoke Exposure Among All Participants and by User Group

	All participants (n=82)	Cigarette smokers (n=27)	ENDS users (n=27)	Dual users (n=28)	<i>p-value</i>
Age, median	41.50	46.00 ^a	33.00	41.00	0.0263
Gender, %					0.3592
Male	37.80	48.15	29.63	35.71	
Female	62.20	51.85	70.37	64.29	
Marital status, %					0.1261
Married/member of unmarried couple	42.68	55.56	44.44	28.57	
Never married/divorced/separated/widowed	57.32	44.44	55.56	71.43	
Education level, %					0.2567
At least some college	50.00	44.44	62.96	42.86	
High school diploma, GED or less	50.00	55.56	37.04	57.14	
Employment status, %					0.6162
Employed for wages/self-employed	53.66	59.26	55.56	46.43	
Other	46.34	40.74	44.44	53.57	
BMI (kg/m ²) category, %					0.1333
Normal weight	24.69	11.11	30.77	32.14	
Overweight or obese	75.31	88.89	69.23	67.86	
Grandparents American Indian race, %					0.0014
2	43.90	29.63 ^{ab}	51.85	50.00	
3	15.85	0.00	25.93	21.43	
4	40.24	70.37	22.22	28.57	
American Indian blood quantum, %					0.0108
Less than half	51.22	29.63 ^a	70.37	53.57	
At least half	48.78	70.37	29.63	46.43	
Traditional tobacco use in past 3 months, %					0.0366
Yes	17.50	33.33	7.41	11.54	
No	82.50	66.67	92.59	88.46	
Home smoke exposure in past 7 days, %					0.0019
Yes	53.09	61.54 ^a	25.93 ^c	71.43	
No	46.91	38.46	74.07	28.57	
Vehicle smoke exposure in past 7 days, %					0.0048
Yes	64.20	69.23	40.74 ^c	82.14	
No	35.80	30.77	59.26	17.86	
Work policy on using tobacco products*, %					0.1496
Not allowed anywhere	18.18	6.25	33.33	15.38	
Allowed in some or all areas/no policy	81.82	93.75	66.67	84.62	
Work smoke exposure in past 7 days*, %					0.0134
Yes	56.82	68.75	26.67 ^c	76.92	
No	43.18	31.25	73.33	23.08	

ENDS: Electronic nicotine delivery system; BMI= body mass index; * Asked only to those who were employed for wages or self-employed; ^a Cigarette smokers significantly different from ENDS users; ^b Cigarette smokers significantly different from dual users; ^c ENDS users significantly different from dual users

Table 2. Cigarette Smoking Characteristics Among Cigarette Smokers and Dual Users

	Cigarette smokers (n=27)	Dual users (n=28)	<i>p-value</i>
Cigarettes per day, median	10.0	15.0	0.9174
Cigarettes per day, %			0.8736
<1 pack	59.26	57.14	
≥1 pack	40.74	42.86	
Age of initiation, median	14.0	15.0	0.3087
Age of regular initiation, median	19.0	16.5	0.0506
Duration of smoking, median	26.0	21.5	0.5220
24-hour smoking quit attempt in past 12 months, %	25.93	57.14	0.0190
Smokes mentholated cigarettes, %	40.74	21.43	0.1213

Table 3. Electronic Nicotine Delivery System (ENDS) Use Characteristics Among ENDS and Dual Users

	ENDS users (n=27)	Dual users (n=28)	<i>p-value</i>
Age of ENDS initiation, median	28.50	35.00	0.1358
Age of regular ENDS initiation, median	30.00	36.50	0.1188
Duration ENDS use, median	2.0	1.0	0.7695
Type of ENDS: tank or vapor system, %	88.89	92.86	0.6695
Type of ENDS: cig-a-like, %	7.41	21.43	0.2516
Type of ENDS: e-cigar, %	0.00	3.57	1.0000
Type of ENDS: e-pipe, %	3.70	0.00	0.4909
Type of ENDS: e-hookah, %	0.00	0.00	
ENDS is refillable, %	88.89	100.00	0.1115
ENDS is rechargeable, %	100.00	96.43	1.0000
ENDS uses cartridges, %	29.63	33.33	0.7695
Nicotine concentration, %			0.3683
0mg	0.00	7.69	
1-5mg	52.00	30.77	
6-12mg	28.00	30.77	
13-17mg	8.00	3.85	
18-24mg	8.00	23.08	
25mg or more	4.00	3.85	
Tobacco flavor, %	18.52	39.29	0.0900
Menthol flavor, %	14.81	3.57	0.1927
Clove or spice, %	7.41	17.86	0.4216
Fruit, %	66.67	53.57	0.3217
Chocolate, %	7.41	14.29	0.6695
Alcoholic drink, %	3.57	0.00	0.4909
Candy/sweets, %	51.85	57.14	0.6936
Other flavor, %	11.11	21.43	0.4688
Number of vape sessions in lifetime*, %			0.7872
100 or less	33.33	52.00	
101-200	12.50	8.00	
201-300	8.33	8.00	
301-400	12.50	8.00	
Over 400	33.33	24.00	
Average number of vape sessions per day*, %			0.1662
Less than 10 sessions	28.00	52.00	
10 to 19 sessions	44.00	20.00	
20 to 30 sessions	16.00	8.00	
Over 30	12.00	20.00	
Average number of puffs per vape session*, %			0.6995
Under 5	14.81	23.08	
5-10	55.56	46.15	
More than 10	29.63	30.77	
Average length of vape session*, %			0.4207
1-2 minutes	33.33	25.00	
3-5 minutes	40.74	28.57	
6-10 minutes	18.52	25.00	
Over 10 minutes	7.14	21.43	

* Provided by the Ontario Tobacco Research Center

Table 4. Results from Hooked on Nicotine Checklist for Assessing Loss of Autonomy Over Cigarettes and Adapted Version for Assessing Loss of Autonomy Over Electronic Nicotine Delivery Systems (ENDS) *

	Cigarette smokers (n=27)	Dual users (n=28)	ENDS users (n=27)	
	<i>Over cigarettes</i>		<i>Over ENDS</i>	
Diminished autonomy, %	96.30	100.00	64.29	77.78
Severity of diminished autonomy, median	8.00	9.00	3.0	4.0
Individual items measured in HONC, %				
1. Have you ever tried to quit <u>cigarettes</u> [using an ENDS], but couldn't?	51.85	78.57	18.52	18.52
2. Do you <u>smoke</u> [use your ENDS] now because it is really hard to quit <u>smoking cigarettes</u> [using an ENDS]?	48.15	75.00	32.14	40.74
3. Have you ever felt like you were addicted to <u>cigarettes</u> [an ENDS]?	70.37	82.14	28.57	37.04
4. Do you ever have strong cravings to <u>smoke</u> [use an ENDS]?	85.19	96.43	50.00	59.26
5. Have you ever felt like you really needed a <u>cigarette</u> [an ENDS]?	92.59	100.00	57.14	59.26
6. Is it hard to keep from <u>smoking</u> [using an ENDS] in places where you are not supposed to? When you haven't <u>smoked cigarettes</u> [used an ENDS] for a while OR When you tried to stop <u>smoking cigarettes</u> [using an ENDS]...	44.44	53.57	35.71	25.93
7. ...did you find it hard to concentrate because you couldn't <u>smoke a cigarette</u> [use an ENDS]?	38.46	57.14	28.57	22.22
8. ...do you feel more irritable because you couldn't <u>smoke a cigarette</u> [use an ENDS]?	74.07	71.43	25.00	48.15
9. ...did you feel a strong need or urge to <u>smoke a cigarette</u> [use an ENDS]?	81.48	89.29	57.14	59.26
10. ...did you feel nervous, restless, or anxious because you couldn't <u>smoke a cigarette</u> [use an ENDS]?	55.56	75.00	28.57	37.04

*Substitute the underlined word with the words in square brackets for assessing loss of autonomy over ENDS

STROBE Statement—Checklist of items that should be included in reports of *cross-sectional studies*

	Item No	Recommendation	Page #
Title and abstract	1	(a) Indicate the study's design with a commonly used term in the title or the abstract	2
		(b) Provide in the abstract an informative and balanced summary of what was done and what was found	2
Introduction			
Background/rationale	2	Explain the scientific background and rationale for the investigation being reported	4-5
Objectives	3	State specific objectives, including any prespecified hypotheses	5
Methods			
Study design	4	Present key elements of study design early in the paper	5
Setting	5	Describe the setting, locations, and relevant dates, including periods of recruitment, exposure, follow-up, and data collection	5
Participants	6	(a) Give the eligibility criteria, and the sources and methods of selection of participants	6
Variables	7	Clearly define all outcomes, exposures, predictors, potential confounders, and effect modifiers. Give diagnostic criteria, if applicable	6-8
Data sources/ measurement	8*	For each variable of interest, give sources of data and details of methods of assessment (measurement). Describe comparability of assessment methods if there is more than one group	6-8
Bias	9	Describe any efforts to address potential sources of bias	9
Study size	10	Explain how the study size was arrived at	9
Quantitative variables	11	Explain how quantitative variables were handled in the analyses. If applicable, describe which groupings were chosen and why	6-8
Statistical methods	12	(a) Describe all statistical methods, including those used to control for confounding	9
		(b) Describe any methods used to examine subgroups and interactions	9
		(c) Explain how missing data were addressed	NA
		(d) If applicable, describe analytical methods taking account of sampling strategy	NA
		(e) Describe any sensitivity analyses	NA
Results			
Participants	13*	(a) Report numbers of individuals at each stage of study—eg numbers potentially eligible, examined for eligibility, confirmed eligible, included in the study, completing follow-up, and analysed	10
		(b) Give reasons for non-participation at each stage	10
		(c) Consider use of a flow diagram	NA
Descriptive data	14*	(a) Give characteristics of study participants (eg demographic, clinical, social) and information on exposures and potential confounders	10
		(b) Indicate number of participants with missing data for each variable of interest	NA
Outcome data	15*	Report numbers of outcome events or summary measures	NA
Main results	16	(a) Give unadjusted estimates and, if applicable, confounder-adjusted estimates and their precision (eg, 95% confidence interval). Make clear which confounders were adjusted for and why they were included	10-13

		(b) Report category boundaries when continuous variables were categorized	10-13
		(c) If relevant, consider translating estimates of relative risk into absolute risk for a meaningful time period	NA
Other analyses	17	Report other analyses done—eg analyses of subgroups and interactions, and sensitivity analyses	NA
Discussion			
Key results	18	Summarise key results with reference to study objectives	13
Limitations	19	Discuss limitations of the study, taking into account sources of potential bias or imprecision. Discuss both direction and magnitude of any potential bias	18-19
Interpretation	20	Give a cautious overall interpretation of results considering objectives, limitations, multiplicity of analyses, results from similar studies, and other relevant evidence	19
Generalisability	21	Discuss the generalisability (external validity) of the study results	18
Other information			
Funding	22	Give the source of funding and the role of the funders for the present study and, if applicable, for the original study on which the present article is based	20

*Give information separately for exposed and unexposed groups.

Note: An Explanation and Elaboration article discusses each checklist item and gives methodological background and published examples of transparent reporting. The STROBE checklist is best used in conjunction with this article (freely available on the Web sites of PLoS Medicine at <http://www.plosmedicine.org/>, Annals of Internal Medicine at <http://www.annals.org/>, and Epidemiology at <http://www.epidem.com/>). Information on the STROBE Initiative is available at www.strobe-statement.org.

BMJ Open

Electronic nicotine delivery system use behavior and loss of autonomy among American Indians- results from an observational pilot study

Journal:	<i>BMJ Open</i>
Manuscript ID	bmjopen-2017-018469.R1
Article Type:	Research
Date Submitted by the Author:	26-Sep-2017
Complete List of Authors:	Carroll, Dana; University of Minnesota, psychiatry Wagener, Theodore; University of Oklahoma Health Sciences Center, Thompson, David; University of Oklahoma Health Sciences Center, Biostatistics and Epidemiology Stephens, Lancer; University of Oklahoma Health Sciences Center, Health Promotion Sciences Peck, Jennifer; University of Oklahoma Health Sciences Center, Biostatistics and Epidemiology Campbell, Janis; University of Oklahoma Health Sciences Center, Biostatistics and Epidemiology Beebe, Laura; University of Oklahoma Health Sciences Center, Biostatistics and Epidemiology
Primary Subject Heading:	Smoking and tobacco
Secondary Subject Heading:	Public health, Epidemiology
Keywords:	EPIDEMIOLOGY, Public health < INFECTIOUS DISEASES, PSYCHIATRY

SCHOLARONE™
Manuscripts

1
2
3 **Electronic nicotine delivery system use behavior and loss of autonomy among American**
4 **Indians- results from an observational pilot study**
5
6
7

8 Carroll, Dana Mowls, PhD; Wagener, Theodore L., PhD; Thompson, David M., PhD; Stephens,
9 Lancer D., PhD; Peck, Jennifer D., PhD; Campbell, Janis E., PhD; Beebe, Laura A., PhD
10

11 Dana Mowls Carroll, PhD [Corresponding author]
12 Tobacco Research Programs, University of Minnesota, 717 Delaware St SE Room 251-03
13 Minneapolis, MN 55414 dcarroll@umn.edu
14
15

16 Theodore L. Wagener, PhD
17 Oklahoma Tobacco Research Center. Department of Pediatrics, University of Oklahoma Health
18 Sciences Center; 655 Research Pkwy #400, Oklahoma City, OK 73104
19

20 David M. Thompson, PhD
21 Department of Biostatistics and Epidemiology, College of Public Health, University of
22 Oklahoma Health Sciences Center; 801 N.E. 13th Street, Oklahoma City, OK 73104
23
24

25 Lancer D. Stephens, PhD
26 Department of Health Promotion Sciences, College of Public Health, University of Oklahoma
27 Health Sciences Center; 801 N.E. 13th Street, Oklahoma City, OK 73104
28
29

30 Jennifer D. Peck, PhD
31 Department of Biostatistics and Epidemiology, College of Public Health, University of
32 Oklahoma Health Sciences Center; 801 N.E. 13th Street, Oklahoma City, OK 73104
33
34

35 Janis E. Campbell, PhD
36 Department of Biostatistics and Epidemiology, College of Public Health, University of
37 Oklahoma Health Sciences Center; 801 N.E. 13th Street, Oklahoma City, OK 73104
38
39

40 Laura A. Beebe, PhD
41 Department of Biostatistics and Epidemiology, College of Public Health,
42 University of Oklahoma Health Sciences Center
43 801 N.E. 13th Street, Oklahoma City, OK 73104
44
45

46
47 **Keywords:** American Indians, Electronic Cigarettes, Cigarette Smoking Epidemiologic Studies,
48 Minority Groups, Tobacco Use, Dependence
49
50
51
52
53
54
55
56
57
58
59
60

ABSTRACT

Objective: American Indians (AI) have a high prevalence of ENDS use. However, little information exists on (ENDS) use, either alone or in combination with cigarettes (dual use), among AI. The objective of this small-scaled study was to examine use behaviors and dependence among exclusive ENDS users and dual users of AI descent. Exclusive smokers were included for comparison purposes.

Setting: Oklahoma, United States

Participants: Adults of AI descent who reported being exclusive ENDS users (n=27), dual users (n=28), or exclusive cigarette smokers (n=27).

Measures: Participants completed a detailed questionnaire on use behaviors. The Hooked on Nicotine Checklist (HONC) was used to assess loss of autonomy over cigarettes and was reworded for ENDS. Dual users completed the HONC twice. Sum of endorsed items indicated severity of diminished autonomy. Comparisons were made with nonparametric methods and statistical significance was defined as $p < 0.05$.

Results: Median duration of ENDS use was 2 years among ENDS users and 1 year among dual users. Most ENDS and dual users reported < 20 vape sessions per day (72.0% vs. 72.0%) with ≤ 10 puffs per vape session (70.4% vs. 69.2%). Severity of diminished autonomy over ENDS was similar among ENDS and dual users (medians: 4 vs 3; $p = 0.6865$). Among dual users, severity of diminished autonomy was lower for ENDS than cigarettes (medians: 3 vs 9; $p < .0001$). Comparing ENDS users to smokers, ENDS users had a lower severity of diminished autonomy (4 vs 9; $p = 0.0077$). Comparing dual users to smokers, median severity of diminished autonomy over cigarettes did not differ ($p = 0.6865$).

1
2
3 **Conclusions:** Severity of diminished autonomy was lower for ENDS than cigarettes in this small
4 sample of AI. Future, adequately-powered, studies should be conducted to fully understand
5
6
7
8 ENDS use patterns and dependence levels in this population.
9
10
11
12
13
14
15
16
17
18
19
20
21
22
23
24
25
26
27
28
29
30
31
32
33
34
35
36
37
38
39
40
41
42
43
44
45
46
47
48
49
50
51
52
53
54
55
56
57
58
59
60

For peer review only

Strengths and limitations of this study

- This study provide timely information on use behaviors and loss of autonomy in electronic nicotine delivery systems (ENDS) users, cigarette smokers, and dual users of AI descent, a minority population in the US with high rates of tobacco-related disease and often underrepresented in epidemiologic and clinical research.
- This study describes a novel method for assessing loss of autonomy, a core feature of dependence, in ENDS users and demonstrates that diminished autonomy was lower for ENDS than cigarettes in this small sample of AI tobacco users
- Due to the convenience based sampling approach and eligibility criteria, generalizations to all AI should be made with caution.

INTRODUCTION

Electronic nicotine delivery systems (ENDS), also referred to as e-cigarettes and vaping devices, are a line of relatively new tobacco products that heat a solution, often containing nicotine and flavorants, to generate an aerosol. Although ENDS aerosol is not harmless, it generally contains fewer toxic chemicals than cigarettes—a statement backed by the United States (US) Surgeon General.¹ In August of 2016, the US Food and Drug Administration Center for Tobacco Products (US FDA CTP) was provided the authority to regulate the manufacturing, distribution, and marketing of ENDS in the US.^{2,3} To inform their regulatory action, the US FDA CTP has specifically called for research that seeks to understand use behaviors and dependence in ENDS users.⁴

ENDS use is high among American Indians and Alaskan Natives (AI/ANs).^{5,6} According to data from the 2014 US National Health Interview Survey, 11% of non-Hispanic AI/AN adults currently use ENDS compared to 5% of non-Hispanic White adults.⁶ Since a commonly reported reason for using ENDS is to help quit or reduce cigarettes⁷⁻⁹ and AI/ANs have a smoking prevalence higher than any other race group in the US,¹⁰ high rates of dual use among AI/ANs might also be expected. Unpublished data from the 2014 Oklahoma Behavioral Risk Factor Surveillance Survey and the Adult Tobacco Survey showed that approximately 5.0% of AI/ANs are exclusive ENDS users and a further 8.5% are dual users compared to 3.2% and 4.0% of non-Hispanic Whites. A major public health question surrounding dual use is whether this behavior will help or halt smoking cessation efforts.²

1
2
3 No information, to our knowledge, currently exists on use behaviors and dependence in ENDS
4
5 users of AI/AN descent. To address this literature gap, we describe use behaviors and loss of
6
7 autonomy, a core feature of dependence, in AI exclusive ENDS users and dual users of ENDS
8
9 and cigarettes. Since cigarette smokers have been used as a comparison group in prior studies of
10
11 ENDS,¹¹⁻¹³ we also present data on exclusive cigarette smokers of AI descent. The results of this
12
13 study will be significant for regulatory authorities, such as the US FDA CTP, and public health
14
15 officials who are actively trying to understand ENDS use behavior and dependence in priority
16
17 populations such as AIs.
18
19
20
21
22
23

24 **METHODS**

25 **Participant recruitment**

26
27 This study was approved by the University of Oklahoma Health Sciences Center (# 6317) and
28
29 the Oklahoma City Area Indian Health Service Institutional Review Board (# P-16-01-OK).
30
31

32 From March through October 2016, community-based strategies were employed to recruit adults
33
34 of AI descent who were in one of three groups of current tobacco use: 1) current exclusive
35
36 cigarette smokers, 2) current exclusive ENDS users, and 3) concurrent users of cigarettes and
37
38 ENDS, referred to as dual users. Recruitment strategies, previously described,¹⁴ included posting
39
40 recruitment ads on Craigslist and study staff attending cultural events, tribal health fairs, and
41
42 vape shops in the state of Oklahoma.
43
44
45
46
47
48
49

50 **Participant eligibility**

51
52 This study's inclusion and exclusion criteria were similar to those employed in a previous study
53
54 of nicotine metabolism among Alaskan Native tobacco users.¹⁵ All participants had to self-report
55
56
57
58
59
60

1
2
3 AI race and at least two biological grandparents of AI race. Additionally, participants were
4
5 between 18 and 65 years of age, and able to speak, read, and write the English language.
6
7
8 Additional inclusion criteria were employed to result in a sample of “regular” users of cigarettes
9
10 and/or ENDS. A regular cigarette smoker was defined as those who have smoked at least 5
11
12 cigarettes per day for the past 3 months, smoked in the past 24 hours, and not used tobacco
13
14 products other than cigarettes in the past 3 months. A regular ENDS user was defined as
15
16 someone who used an ENDS every day for the past 3 months and in the past 24 hours, and had
17
18 not used tobacco products other than ENDS in the past 3 months. Although dual use refers to a
19
20 heterogeneous group, we defined dual users as those who smoked at least 5 cigarettes per day in
21
22 the past 3 months and in the past 24 hours, used an ENDS product every day for the past 3
23
24 months and in the past 24 hours, and not used tobacco products other than cigarettes and ENDS
25
26 in the past 3 months.
27
28
29
30
31
32
33

34 Participants were excluded from any group if they regularly used medications for seizures,
35
36 tuberculosis, or cancer; were currently involved in a tobacco cessation program or used nicotine
37
38 replacement therapy; were pregnant or breastfeeding; used illicit drugs in the 30 days prior to the
39
40 study; used alcohol or marijuana on the day of the study.
41
42
43
44

45 **Measures**

46
47 Data on age, gender, marital status, education level, employment status and body mass index
48
49 (BMI) were collected. Participants were also asked about their use of tobacco for sacred or
50
51 ceremonial purposes (i.e., traditional tobacco use), a practice common among some AI tribes.¹⁶⁻¹⁸
52
53
54
55
56
57
58
59
60

1
2
3 Since ENDS are relatively new to the marketplace and often called different names, the
4 following statement, which was adapted from the US Population Assessment of Tobacco and
5 Health (PATH)¹⁹, was read by ENDS and dual users prior to collecting information on ENDS
6 use: ‘You said you currently use an electronic nicotine product. These products are battery-
7 powered, use nicotine fluid rather than tobacco leaves, and produce vapor instead of smoke.
8 There are many different names for these devices. Some common brands include Fin, NJOY,
9 Blu, e-Go and Vuse.’ Generic photos (“cig-a-like”; tank or vapor system; e-cigar; e-pipe; e-
10 hookah) of commonly used ENDS were displayed and participants chose the photo(s) which best
11 resembled the ENDS they currently used. Participants had the option of choosing more than one.
12 Participants were also asked if the ENDS was rechargeable, refillable with e-liquid, if it used
13 cartridges, and which nicotine concentration they currently used. Since ENDS users often use
14 more than one flavor or mix flavors, participants reported all flavors they currently used.
15
16
17
18
19
20
21
22
23
24
25
26
27
28
29
30
31
32
33

34 There is not a standard or commonly accepted method for assessing frequency of ENDS use.² In
35 this study, ENDS and dual users read the following statement provided by the Ontario Tobacco
36 Research Center to assess frequency of use: ‘A session starts from your first puff and ends with
37 your last puff before you take a break to do something else. A session can last for any length of
38 time and involve any number of puffs, depending in the person. Sometimes these are called vape
39 sessions.’ Participants then responded to four questions: (1) ‘How many sessions have you had
40 with your electronic nicotine product in your lifetime?’; (2) ‘In a typical day, how many sessions
41 do you have?’; (3) ‘How long does one session typically last for you?’; (4) ‘How many puffs do
42 you typically take per session?’. Other variables collected included age of ENDS initiation, age
43 of regular ENDS initiation, and duration of use. Among exclusive ENDS users, we asked if they
44
45
46
47
48
49
50
51
52
53
54
55
56
57
58
59
60

1
2
3 were a never or former smoker. If they were a former smoker, we asked them to recall their
4
5 number of CPD when smoked and the time since smoked. We also asked dual users to recall
6
7 their number of CPD prior to ENDS initiation.
8
9

10
11
12 There are a number of questionnaires with proven utility in assessing dependence to cigarettes.²⁰⁻

13
14 ²³ The Hooked on Nicotine Checklist (HONC), a 10-item screening tool, assesses of loss of
15
16 autonomy in both adolescent and adults.^{23,24} Diminished autonomy is a core feature common to
17
18 all forms of substance dependence, including tobacco dependence.²⁴ HONC does not include
19
20 measures on heaviness or frequency of use specific to cigarette smoking (e.g., CPD). Thus, it can
21
22 be readily modified to assess loss of autonomy to non-cigarette tobacco products, such as ENDS.
23
24
25 In the present study, loss of autonomy over cigarettes was summarized using both continuous
26
27 scores (0-10) and a dichotomous measure (0=full autonomy; ≥ 1 =diminished autonomy). We
28
29 reworded the HONC to assess loss of autonomy to ENDS. Dual users completed the HONC
30
31 twice, once with regard to cigarettes and once with regard to ENDS. Loss of autonomy over
32
33 ENDS was also summarized using both continuous scores (0-10) and a dichotomous measure
34
35 (0=full autonomy; ≥ 1 =diminished autonomy).
36
37
38
39
40
41
42

43
44 Among dual users and exclusive smokers, measures of cigarette smoking were collected. These
45
46 measures included the age when participants first tried part or all of a cigarette (i.e., age of
47
48 initiation), the age when participants started smoking cigarettes regularly (i.e., age of regular
49
50 initiation), average number of cigarettes currently smoked per day (CPD), duration of cigarette
51
52 smoking, presence of a 24-hour quit attempt in the past 12 months, and use of menthol cigarettes.
53
54
55
56
57
58
59
60

Biochemical assessment of smoking status

The measurement of exhaled carbon monoxide (CO) level provides an immediate, non-invasive assessment of cigarette smoking status.²⁵ CO was collected to biochemically confirm self-reported cigarette smoking status and therefore help reduce information bias. A CO value of ≥ 10 parts per million (ppm) is commonly used to determine eligibility for studies among smokers.²⁶⁻
³⁰ However, a borderline CO level between 6-9 ppm may also reflect cigarette smoking or among non-smokers it may reflect exposure to secondhand smoke or other sources of CO (e.g., car pollution).^{25,31-33} Moreover, prior studies have required CO levels of < 6 ³⁴ or < 10 ^{12,35} for confirming exclusive ENDS use. Based on this information, we did not exclude individuals from any of the three groups with a CO between 6-9 ppm. Thus, ENDS users were included if they had a CO level ≤ 9 ppm, while cigarette smokers and dual users were included in the study if they had a CO level ≥ 6 ppm.

Statistical analysis

This study focused on describing characteristics of ENDS users, dual users, and smokers of AI descent. Since the study's primary purpose was descriptive, a formal sample size calculation was not performed. Continuous and ordinal measures were described using median values and categorical measures were described by proportions. Scores and frequencies were compared between the three user groups with the nonparametric Kruskal–Wallis test for ordinal or continuous measures and with a Chi-square or Fisher's exact test for categorical measures. A p-value < 0.05 was considered statistically significant for comparison among all three user groups. Significant overall tests were followed by testing for differences between the three pairs of

1
2
3 groups, and significance was assessed using a Bonferroni adjustment of $\alpha=0.017$. Statistical
4
5 analysis was conducted in SAS 9.4.
6
7
8
9

10 RESULTS

11
12 A total of 95 individuals participated in the study: 28 ENDS users, 32 dual users, and 35
13
14 cigarette smokers. Thirteen participants (13.7%) were excluded because their CO values were
15
16 outside the range for their given tobacco use group. Therefore, results are presented for the 82
17
18 individuals (27 ENDS users, 28 dual users, 27 cigarette smokers) with CO values in the expected
19
20 range given their self-reported tobacco use. **Table 1** displays data on socio-demographic
21
22 characteristics and traditional tobacco use for the 82 participants.
23
24
25
26
27
28

29 **Table 2** presents data on ENDS use behaviors. Median age first tried an ENDS was 28.5 years
30
31 among ENDS users and 35.0 years among dual users. Median age started using an ENDS
32
33 regularly was 30.0 years among ENDS users and 36.5 years among dual users. Median duration
34
35 of ENDS use was 2 years among ENDS and 1 year among dual users. When prompted with the
36
37 option to select the photo which best represented the ENDS currently being used, the vast
38
39 majority of ENDS (89%) and dual users (93%) selected a tank or vapor system. The vast
40
41 majority, if not all, of ENDS users and dual users reported currently using an ENDS which was
42
43 refillable with e-liquid (89%, 100%) and rechargeable (100%, 96%); while, one-third or less
44
45 (30%, 33%) reported using cartridges. The majority of both ENDS users (80%) and dual users
46
47 (69%) reported currently using a nicotine concentration of 12 mg or less. More than one-half of
48
49 ENDS and dual users reported using fruit (67%, 54%) and candy (52%, 57%) flavored ENDS.
50
51
52
53
54
55
56
57
58
59
60

1
2
3 Data on number of vape sessions in lifetime, vape sessions per day, puffs per vape session, and
4 length of vape session is also displayed in **Table 2**.
5
6
7
8
9

10 ENDS and dual users were asked questions to assess their smoking status prior to initiation of an
11 ENDS (data not provided in tables). The vast majority of ENDS users (92.6%) reported being
12 former cigarettes smokers. Among ENDS users who were former cigarette smokers, the median
13 CPD when smoking was 20 and the median duration since smoked cigarettes was 2 years. Dual
14 users were asked to recall CPD before initiation of an ENDS. Median CPD prior to ENDS use
15 was 20, which was significantly higher than the current median of 15 CPD.
16
17
18
19
20
21
22
23
24
25
26

27 **Table 3** presents data on cigarette smoking characteristics among dual users and exclusive
28 smokers. Median CPD was 15 among dual users and 10 among smokers. The distribution of
29 cigarettes per day did not differ between the two user groups. Distributions of age when
30 respondents first tried smoking a cigarette and started smoking cigarettes regularly did not differ
31 between user groups. A greater proportion of dual users reported a 24-hour quit attempt in the
32 previous 12 months than did smokers (57% versus 26%).
33
34
35
36
37
38
39
40
41
42

43 **Table 4** presents data on the ten individual items from the adapted HONC for loss of autonomy
44 over ENDS. There were no differences in the individual HONC items when comparing ENDS
45 with dual users. The proportion of ENDS users (64.3%) who had a diminished autonomy over
46 ENDS was no different than dual users (77.8%). On a scale of 0 to 10, median severity of
47 diminished autonomy over ENDS was 4 and 3 among ENDS and dual users, respectively
48
49
50
51
52
53
54
55
56
57
58
59
60
(**Figure 1**). Distributions in severity of diminished autonomy over ENDS did not differ when

1
2
3 comparing ENDS users with dual users. To further understand autonomy, loss of autonomy to
4 ENDS in ENDS users was compared with loss of autonomy to cigarettes in smokers. There was
5
6 no difference in proportions of diminished autonomy when comparing smokers with ENDS users
7
8 (96% versus 78%). However, distributions in severity of diminished autonomy differed. ENDS
9
10 users had significantly lower scores for severity of diminished autonomy than smokers (4 vs 8).
11
12 Furthermore, among dual users, severity of diminished autonomy over ENDS was lower than
13
14 severity of diminished autonomy over cigarettes (3 vs 9).
15
16
17
18
19
20
21

22 The proportion of dual users (100%) with diminished autonomy over cigarettes did not
23
24 significantly differ from the proportion of cigarette smokers (96.3%). Median severity of
25
26 diminished autonomy over cigarettes was 9 and 8 among dual users and smokers, respectively.
27
28 Distributions in severity of diminished autonomy over cigarettes did not differ when comparing
29
30 dual users with smokers. When examining individual items measured by the HONC, a greater
31
32 proportion of dual users than smokers said 'yes' to items 1 "Have you ever tried to quit
33
34 cigarettes, but couldn't?" (79% versus 52%; p-value =0.0372) and 2 "Do you smoke now
35
36 because it is really hard to quit smoking cigarettes?" (75% versus 48%; p-value=0.0405). There
37
38 was no difference in items 3-10.
39
40
41
42
43
44
45

46 DISCUSSION

47
48 This descriptive study provides novel findings about ENDS use in a small sample of AIs from
49
50 Oklahoma, a state located in the Southern Plains region of the US. Notably, this analysis was the
51
52 first of its kind to provide an in-depth description of ENDS use, including both exclusive use and
53
54 dual use with cigarettes, among AIs. Studies of this kind are a current research priority of the US
55
56
57
58
59
60

1
2
3 Food and Drug Administration (FDA) Center for Tobacco Products, which serves as the
4 regulatory authority for all tobacco products in the US.^{4,36} Ultimately, this study provides a more
5 complete picture of the current tobacco use landscape and will be informative for our future
6 research on biomarkers of exposure in this population, as well as for guiding regulatory
7 authorities who are working to understand the impact of ENDS on public health in both general
8 and disparate populations.
9

10
11
12
13
14
15
16
17
18
19
20 ENDS are part of the diversifying tobacco and nicotine landscape.³⁷ Currently, there are several
21 gaps in how to define and classify these devices making research on ENDS difficult.²
22

23
24 Understanding characteristics of ENDS (e.g., type of device, nicotine concentration and flavor of
25 e-liquid) is important as these characteristics have been shown to influence use behavior.¹² Thus,
26 a major strength of the present study was the number of characteristics collected on ENDS use
27 and the usage of pictures to aid participants in selecting which product they currently used. The
28 vast-majority of ENDS and dual users in this sample reported using a tank or vapor system.
29

30
31
32
33
34
35
36 Additionally, most reported that their ENDS was refillable with e-liquid and rechargeable. The
37 majority of both dual and ENDS users reported using ENDS with nicotine concentrations of 12
38 mg or less. These findings are consistent with other epidemiologic surveys that have identified
39 rechargeable and refillable devices to more popular among ENDS users than cartridge-based or
40 disposable ENDS.^{12,38}
41
42
43
44
45
46
47
48
49

50
51 Concern surrounds flavored tobacco products as they have been disproportionately used by youth
52 and initiators.³⁹⁻⁴¹ Due to this, flavored cigarettes, excluding menthol flavor, were prohibited in
53 the US in 2009 as part of the landmark Family Smoking Prevention and Tobacco Control Act.⁴²
54
55
56
57
58
59
60

1
2
3 Currently, ENDS, or the e-liquid used in ENDS, come in a variety of flavors. One study
4 identified nearly 8,000 flavors available online and showed that the vast majority of brands
5 offered fruit, candy, and dessert flavors.⁴³ Flavors are a commonly cited reason for vaping,
6 particularly in youth and young adults.^{8,44-47} In the present study the most common flavors
7 among both ENDS and dual users were fruit and candy or sweets. Other studies have also found
8 fruit and candy flavors to be popular among ENDS users.^{48,49} Interestingly, none of the
9 participants in the present study reported not using any flavor. Regulatory authorities need to
10 consider the potential impact of eliminating flavors in ENDS, as their prohibition, especially fruit
11 and candy flavors, will not only reduce youth appeal but also the appeal to adult ENDS users.
12
13
14
15
16
17
18
19
20
21
22
23
24
25
26

27 Data on patterns of ENDS use is crucial for understanding the impact of these devices on public
28 health, especially among priority populations disproportionately affected by tobacco use. There
29 are no standardized methods for assessing ENDS behavior. In the present study, participants read
30 a generic definition of a 'vape session' and then were asked questions to characterize vape
31 sessions. One-third of ENDS users and more than half of dual users reported 100 or less vape
32 sessions in their lifetime. This is surprising since ENDS were used for a median duration of 1 or
33 2 years and the study eligibility which included using an ENDS every day in the past 3 months.
34 Participants may have had a hard time recalling this number and simply guessed or perhaps the
35 question was worded in a manner that caused confusion. Another explanation is the participants
36 may have underestimated their total number of vape sessions as a result of social desirability.
37
38
39
40
41
42
43
44
45
46
47
48
49
50
51
52
53
54
55
56
57
58
59
60

1
2
3 users. In terms of vape sessions, most lasted for 5 minutes or less among ENDS users; while, the
4
5 proportion of dual users who reported a vape session lasting 1-2, 3-5, 6-10, and over 10 minutes
6
7 were similar. In addition to providing a deeper understanding of ENDS use among AIs, these
8
9 findings are relevant for researchers seeking to understand which measures should be used to
10
11 monitor patterns of ENDS use.
12
13

14
15
16
17 Attempts to quit smoking are considered a critical step to increasing rates of smoking cessation
18
19 and, subsequently, reducing the smoking prevalence.⁵⁰⁻⁵² Based on data from the 2013 National
20
21 Health Interview Survey, an estimated 51% of AI smokers reported attempting to quit in the past
22
23 12 months.⁵³ In the present study, the proportion of dual users who made a quit attempt was
24
25 more than twice the proportion among exclusive smokers. This finding supports previous
26
27 literature linking ENDS use to smoking cessation. For example, in a nationally representative
28
29 sample of US cigarette smokers (n=2,028), ENDS users had a higher smoking quit attempt (73%
30
31 versus 46%) and cessation (42% versus 16%) rate than non-ENDS users.⁵⁴ We did not ask
32
33 participants about their reason for using ENDS; however, there is a possibility that dual users in
34
35 the present study are similar to those in others studies who report using ENDS to quit
36
37 cigarettes.⁷⁻⁹ Dual users were asked to recall their average CPD before ENDS initiation, which
38
39 was significantly higher than their current CPD. Additionally, although there was no difference
40
41 in proportion of overall loss of autonomy measures, a higher proportion of dual users than
42
43 smokers said 'yes' to items 1 and 2 on the HONC, both of which contain language related to
44
45 quitting smoking. This observation supports the finding that a higher proportion of dual users
46
47 than smokers made a smoking quit attempt. Future cohort studies, such as the US Population
48
49
50
51
52
53
54
55
56
57
58
59
60

1
2
3 Assessment of Tobacco Use and Health, are needed to assess the causal relationship between
4
5 dual use and smoking cessation.
6
7
8
9

10 A major component of assessing the public health impact of ENDS use is to understand the
11 dependence potential in both exclusive and dual users. Since ENDS and cigarettes differ in
12 patterns of use, methods for assessing dependence that can facilitate comparison across products
13 are needed. In the present study, HONC was used to assess diminished autonomy—a core
14 feature of tobacco dependence.²⁴ With median scores of 4 and 3, ENDS and dual users were no
15 different in loss of autonomy over ENDS. Eissenberg and colleagues recently developed a
16 questionnaire, which contained measures from a variety of scales including the HONC, to assess
17 dependence to both cigarettes and ENDS.¹³ Eissenberg found ENDS users to be less dependent
18 on ENDS than they retrospectively reported having been dependent on cigarettes prior to
19 switching.¹³ Although we did not ask ENDS users who were former smokers to recall their loss
20 of autonomy to cigarettes, severity of loss of autonomy in ENDS users was one-half of the
21 severity of loss of autonomy in smokers. Future research comparing dependence scores in ENDS
22 users and smokers while controlling for potential confounding factors, such as age, are needed.
23
24
25
26
27
28
29
30
31
32
33
34
35
36
37
38
39
40
41
42

43 **Limitations**

44 Although this study has the potential to provide important information, it must be considered in
45 light of its limitations. The focus of this pilot study was not on testing of hypotheses, but on
46 describing characteristics of ENDS users, dual users, and smokers of AI descent. Thus we did
47 not incorporate a formal sample size calculation. The small sample size also restricted our ability
48 to control for potential confounders (e.g., gender, age), which have been shown to influence
49
50
51
52
53
54
55
56
57
58
59
60

1
2
3 tobacco use behaviors and dependence scores. Second, the study population was not randomly
4
5 sampled, rather participants were enrolled based on convenience using community-based
6
7 recruitment strategies. Therefore generalizations to all AIs, including those residing in
8
9 Oklahoma, should be made with caution. Also, the exclusion criteria may further impact the
10
11 ability to generalize findings. Of most concern is that individuals who used alcohol on the day of
12
13 the study were not eligible. Alcohol use is correlated with tobacco use,⁵⁵⁻⁵⁸ thus restricting
14
15 eligibility to those who did not consume alcohol may harm the external validity of the findings.
16
17
18 Third, this study relied on self-report and thus prone to recall bias. Lastly, several of the ENDS
19
20 measures (e.g, adapted version of HONC) have yet to be validated. Future studies should be
21
22 conducted to determine the sensitivity and specificity of these measures.
23
24
25
26
27
28

29 **Conclusion**

30
31 This study provides an in-depth description of ENDS use, including both exclusive use and dual
32
33 use with cigarettes, among AIs. Ultimately, this study helps to provide a more complete picture
34
35 of the current tobacco use landscape among AIs and will be informative for regulators as well as
36
37 public health officials who are actively trying to understand behavior and dependence among
38
39 ENDS users.
40
41
42
43
44
45
46
47
48
49
50
51
52
53
54
55
56
57
58
59
60

FUNDING

This work was supported by the National Institute on Drug Abuse at the National Institutes of Health (grant number 1R36DA042208-01).

CONTRIBUTORSHIP STATEMENT

Conceptualization: DMC TLW DMT LDS JDP JEC LAB

Funding acquisition: DMC TLW LAB

Methodology: DMC TLW DMT LDS JDP JEC LAB

Project administration: DMC LAB

Supervision: TLW DMT LDS JDP JEC LAB

Data analysis: DMC LAB

Writing of original draft: DMC LAB

Review and editing: DMC TLW DMT LDS JDP JEC LAB

COMPETING INTERESTS STATEMENT

No competing interests to declare

ACKNOWLEDGEMENTS

We are deeply grateful for the support of the Southern Plains Tribal Health Board, the many tribal communities, and vape shops that helped make this research a success. We are also thankful for the facility support provided by the Oklahoma Shared Clinical and Translational Resources (grant number U54GM104938).

For peer review only

1
2
3
4
5
6
7
8
9
10
11
12
13
14
15
16
17
18
19
20
21
22
23
24
25
26
27
28
29
30
31
32
33
34
35
36
37
38
39
40
41
42
43
44
45
46
47
48
49
50
51
52
53
54
55
56
57
58
59
60

DATA SHARING STATEMENT

No additional data available.

For peer review only

1
2
3
4
5
6
7
8
9
10
11
12
13
14
15
16
17
18
19
20
21
22
23
24
25
26
27
28
29
30
31
32
33
34
35
36
37
38
39
40
41
42
43
44
45
46
47
48
49
50
51
52
53
54
55
56
57
58
59
60
REFERENC

1. Health UDo, Services H. E-Cigarette use among youth and young adults. A report of the Surgeon General. *Atlanta, GA: US Department of Health and Human Services, Centers for Disease Control and Prevention, National Center for Chronic Disease Prevention and Health Promotion, Office on Smoking and Health*. 2016.
2. Walton KM, Abrams DB, Bailey WC, et al. NIH electronic cigarette workshop: developing a research agenda. *Nicotine & tobacco research : official journal of the Society for Research on Nicotine and Tobacco*. 2015;17(2):259-269.
3. Chen IL. FDA summary of adverse events on electronic cigarettes. *Nicotine & tobacco research : official journal of the Society for Research on Nicotine and Tobacco*. 2013;15(2):615-616.
4. National Institutes of Health, Office of Disease Prevention. FDA Center for Tobacco Products Research Interest Areas. 2014; <https://prevention.nih.gov/tobacco-regulatory-science-program/research-priorities>. Accessed May, 2015.
5. Schmidt L, Reidmohr A, Harwell TS, Helgeson SD. Prevalence and Reasons for Initiating Use of Electronic Cigarettes Among Adults in Montana, 2013. *Preventing Chronic Disease*. 2014;11:E204.
6. Schoenborn CA, Gindi RM. Electronic cigarette use among adults: United States, 2014. *NCHS data brief*. 2015;217:1-8.
7. Wong LP, Mohamad Shakir SM, Alias H, Aghamohammadi N, Hoe VC. Reasons for Using Electronic Cigarettes and Intentions to Quit Among Electronic Cigarette Users in Malaysia. *Journal of community health*. 2016;41(6):1101-1109.
8. Rutten LJF, Blake KD, Agunwamba AA, et al. Use of e-cigarettes among current smokers: associations among reasons for use, quit intentions, and current tobacco use. *Nicotine & Tobacco Research*. 2015;17(10):1228-1234.
9. Dawkins L, Turner J, Roberts A, Soar K. 'Vaping' profiles and preferences: an online survey of electronic cigarette users. *Addiction*. 2013;108(6):1115-1125.
10. US Department of Health, Human Services. The health consequences of smoking—50 years of progress: A report of the surgeon general. *Atlanta, GA: US Department of Health and Human Services, Centers for Disease Control and Prevention, National Center for Chronic Disease Prevention and Health Promotion, Office on Smoking and Health*. 2014;17.
11. Hecht SS, Carmella SG, Kotandeniya D, et al. Evaluation of toxicant and carcinogen metabolites in the urine of e-Cigarette users versus cigarette smokers. *Nicotine & Tobacco Research*. 2015;17(6):704-709.
12. Wagener TL, Floyd EL, Stepanov I, et al. Have combustible cigarettes met their match? The nicotine delivery profiles and harmful constituent exposures of second-generation and third-generation electronic cigarette users. *Tobacco control*. 2016:tobaccocontrol-2016-053041.
13. Foulds J, Veldheer S, Yingst J, et al. Development of a Questionnaire for Assessing Dependence on Electronic Cigarettes Among a Large Sample of Ex-Smoking E-cigarette Users. *Nicotine & Tobacco Research*. 2015;17(2):186-192.
14. Carroll DM, Brame LS, Stephens LD, Wagener TL, Campbell JE, Beebe LA. Community-Based Study Recruitment of American Indian Cigarette Smokers and Electronic Cigarette Users. *Journal of community health*. 2017.
15. Renner CC, Lanier AP, Lindgren B, et al. Tobacco use among southwestern Alaska Native people. *Nicotine & tobacco research : official journal of the Society for Research on Nicotine and Tobacco*. 2013;15(2):401-406.
16. U.S. Department of Health and Human Services. *Tobacco Use Among U.S. Racial/Ethnic Minority Groups—African Americans, American Indians and Alaska Natives, Asian Americans and Pacific*

- 1
2
3
4
5
6
7
8
9
10
11
12
13
14
15
16
17
18
19
20
21
22
23
24
25
26
27
28
29
30
31
32
33
34
35
36
37
38
39
40
41
42
43
44
45
46
47
48
49
50
51
52
53
54
55
56
57
58
59
60
- Islanders, and Hispanics: A Report of the Surgeon General*. Atlanta, Georgia: U.S.: Department of Health and Human Services, Centers for Disease Control and Prevention, National Center for Chronic Disease Prevention and Health Promotion, Office on Smoking and Health;1998.
17. Eichner JE, Cravatt K, Beebe LA, et al. Tobacco use among American Indians in Oklahoma: an epidemiologic view. *Public Health Reports*. 2005;120(2):192.
18. Tobacco Education and Prevention Technical Support Center, California Rural Indian Health Board. Commercial Tobacco 101 and Traditional Tobacco Use. *Community Tobacco Educators Training: Learning Module* <http://www.KeepItSacred.org/wp-content/uploads/sites/5/2015/06/CRIHB-Commercial-Tobacco-101.pdf>. Accessed November 4, 2015.
19. National Institutes of Health's National Institute on Drug Abuse (NIH/NIDA), Food and Drug Administration (FDA). PATH Study Data Collection Instruments. 2014; file:///C:/Users/dmowls/Downloads/2_PATH_Study_Data_Collection_Instruments%20(4).pdf. Accessed November 29, 2016.
20. Kozlowski LT, Porter CQ, Orleans CT, Pope MA, Heatherton T. Predicting smoking cessation with self-reported measures of nicotine dependence: FTQ, FTND, and HSI. *Drug and alcohol dependence*. 1994;34(3):211-216.
21. Heatherton TF, Kozlowski LT, Frecker RC, Fagerstrom KO. The Fagerstrom Test for Nicotine Dependence: a revision of the Fagerstrom Tolerance Questionnaire. *British journal of addiction*. 1991;86(9):1119-1127.
22. Piper ME, McCarthy DE, Bolt DM, et al. Assessing dimensions of nicotine dependence: an evaluation of the Nicotine Dependence Syndrome Scale (NDSS) and the Wisconsin Inventory of Smoking Dependence Motives (WISDM). *Nicotine & tobacco research : official journal of the Society for Research on Nicotine and Tobacco*. 2008;10(6):1009-1020.
23. DiFranza JR, Savageau JA, Fletcher K, et al. Measuring the loss of autonomy over nicotine use in adolescents: the DANDY (Development and Assessment of Nicotine Dependence in Youths) study. *Archives of pediatrics & adolescent medicine*. 2002;156(4):397-403.
24. Wellman RJ, DiFranza JR, Savageau JA, Godiwala S, Friedman K, Hazelton J. Measuring adults' loss of autonomy over nicotine use: the Hooked on Nicotine Checklist. *Nicotine & tobacco research : official journal of the Society for Research on Nicotine and Tobacco*. 2005;7(1):157-161.
25. Deveci SE, Deveci F, Açık Y, Ozan AT. The measurement of exhaled carbon monoxide in healthy smokers and non-smokers. *Respiratory medicine*. 2004;98(6):551-556.
26. Polosa R, Caponnetto P, Maglia M, Morjaria JB, Russo C. Success rates with nicotine personal vaporizers: a prospective 6-month pilot study of smokers not intending to quit. *BMC public health*. 2014;14:1159.
27. Lerman C, Schnoll RA, Hawk LW, et al. Use of the nicotine metabolite ratio as a genetically informed biomarker of response to nicotine patch or varenicline for smoking cessation: a randomised, double-blind placebo-controlled trial. *The Lancet Respiratory Medicine*. 2015;3(2):131-138.
28. Jorenby DE, Smith SS, Fiore MC, et al. Varying nicotine patch dose and type of smoking cessation counseling. *Jama*. 1995;274(17):1347-1352.
29. Anthenelli RM, Benowitz NL, West R, et al. Neuropsychiatric safety and efficacy of varenicline, bupropion, and nicotine patch in smokers with and without psychiatric disorders (EAGLES): a double-blind, randomised, placebo-controlled clinical trial. *The Lancet*. 2016.
30. Benowitz NL, Jacob III P, Ahijevych K, et al. Biochemical verification of tobacco use and cessation. *Nicotine & Tobacco Research*. 2002;4(2).

- 1
 - 2
 - 3
 - 4
 - 5
 - 6
 - 7
 - 8
 - 9
 - 10
 - 11
 - 12
 - 13
 - 14
 - 15
 - 16
 - 17
 - 18
 - 19
 - 20
 - 21
 - 22
 - 23
 - 24
 - 25
 - 26
 - 27
 - 28
 - 29
 - 30
 - 31
 - 32
 - 33
 - 34
 - 35
 - 36
 - 37
 - 38
 - 39
 - 40
 - 41
 - 42
 - 43
 - 44
 - 45
 - 46
 - 47
 - 48
 - 49
 - 50
 - 51
 - 52
 - 53
 - 54
 - 55
 - 56
 - 57
 - 58
 - 59
 - 60
31. Jarvis MJ, Tunstall-Pedoe H, Feyerabend C, Vesey C, Saloojee Y. Comparison of tests used to distinguish smokers from nonsmokers. *American Journal of Public Health*. 1987;77(11):1435-1438.
32. Middleton ET, Morice AH. Breath carbon monoxide as an indication of smoking habit. *Chest*. 2000;117(3):758-763.
33. Covita. Smokerlyzer For Use with Micro + Pro User Manual <https://covita.net/assets/micro-pro-manual---issue-1.pdf>. Accessed April 25, 2017.
34. Hecht SS, Carmella SG, Kotandeniya D, et al. Evaluation of toxicant and carcinogen metabolites in the urine of e-cigarette users versus cigarette smokers. *Nicotine & tobacco research : official journal of the Society for Research on Nicotine and Tobacco*. 2015;17(6):704-709.
35. Shahab L, Goniewicz ML, Blount BC, et al. Nicotine, Carcinogen, and Toxin Exposure in Long-Term E-Cigarette and Nicotine Replacement Therapy UsersA Cross-sectional StudyE-Cigarettes and Toxin Exposure. *Annals of internal medicine*. 2017;166(6):390-400.
36. U.S. Food and Drug Administration. Extending Authorities to All Tobacco Products, Including E-Cigarettes, Cigars, and Hookah. 2016; <http://www.fda.gov/TobaccoProducts/Labeling/ucm388395.htm>. Accessed May 11, 2016.
37. Centers for Disease Control and Prevention. E-cigarettes: An Emerging Public Health Challenge. *Public Health Grand Rounds 2015*; <http://www.cdc.gov/cdcgrandrounds/archives/2015/october2015.htm>. Accessed October 6 2015.
38. Coleman BN, Rostron B, Johnson SE, et al. Electronic cigarette use among US adults in the Population Assessment of Tobacco and Health (PATH) Study, 2013–2014. *Tobacco control*. 2017;tobaccocontrol-2016-053462.
39. Health UDo, Services H. Preventing tobacco use among youth and young adults: a report of the Surgeon General. *Atlanta, GA: US Department of Health and Human Services, Centers for Disease Control and Prevention, National Center for Chronic Disease Prevention and Health Promotion, Office on Smoking and Health*. 2012;3.
40. Campaign for Tobacco-Free Kids. Electronic Cigarettes and Youth. 2016; <http://www.tobaccofreekids.org/research/factsheets/pdf/0382.pdf>. Accessed November 28, 2016.
41. Klein SM, Giovino GA, Barker DC, Tworek C, Cummings KM, O'Connor RJ. Use of flavored cigarettes among older adolescent and adult smokers: United States, 2004--2005. *Nicotine & tobacco research : official journal of the Society for Research on Nicotine and Tobacco*. 2008;10(7):1209-1214.
42. US Food and Drug Administration (FDA). Candy and Fruit Flavored Cigarettes Now Illegal in United States; Step is First Under New Tobacco Law. 2009; <http://www.fda.gov/NewsEvents/Newsroom/PressAnnouncements/ucm183211.htm>. Accessed November 28, 2016.
43. Zhu SH, Sun JY, Bonnevie E, et al. Four hundred and sixty brands of e-cigarettes and counting: implications for product regulation. *Tobacco control*. 2014;23 Suppl 3:iii3-9.
44. Farsalinos KE, Romagna G, Voudris V. Factors associated with dual use of tobacco and electronic cigarettes: A case control study. *International Journal of Drug Policy*. 2015;26(6):595-600.
45. Kong G, Morean ME, Cavallo DA, Camenga DR, Krishnan-Sarin S. Reasons for Electronic Cigarette Experimentation and Discontinuation Among Adolescents and Young Adults. *Nicotine & Tobacco Research*. 2015;17(7):847-854.
46. Ambrose BK, Day HR, Rostron B, et al. Flavored tobacco product use among us youth aged 12-17 years, 2013-2014. *Jama*. 2015;314(17):1871-1873.

- 1
2
3
4
5
6
7
8
9
10
11
12
13
14
15
16
17
18
19
20
21
22
23
24
25
26
27
28
29
30
31
32
33
34
35
36
37
38
39
40
41
42
43
44
45
46
47
48
49
50
51
52
53
54
55
56
57
58
59
60
47. Villanti AC, Johnson AL, Ambrose BK, et al. Flavored Tobacco Product Use in Youth and Adults: Findings From the First Wave of the PATH Study (2013–2014). *American journal of preventive medicine*. 2017;53(2):139-151.
 48. Berg CJ. Preferred flavors and reasons for e-cigarette use and discontinued use among never, current, and former smokers. *International Journal of Public Health*. 2016;61(2):225-236.
 49. Harrell MB, Weaver SR, Loukas A, et al. Flavored e-cigarette use: Characterizing youth, young adult, and adult users. *Preventive Medicine Reports*. 2017;5:33-40.
 50. US Department of Health Human Services. The health consequences of smoking—50 years of progress. *A report of the Surgeon General*. 2014.
 51. Hymowitz N, Cummings KM, Hyland A, Lynn WR, Pechacek TF, Hartwell TD. Predictors of smoking cessation in a cohort of adult smokers followed for five years. *Tobacco control*. 1997;6 Suppl 2:S57-62.
 52. Zhou X, Nonnemaker J, Sherrill B, Gilsean AW, Coste F, West R. Attempts to quit smoking and relapse: Factors associated with success or failure from the ATTEMPT cohort study. *Addictive behaviors*. 2009;34(4):365-373.
 53. Office of Disease Prevention and Health Promotion, Centers for Disease Control and Prevention. Disparities Details by Race and Ethnicity for 2012 2013; <http://www.healthypeople.gov/2020/data/disparities/detail/Chart/5359/3/2012>. Accessed October 28, 2015.
 54. Zhuang Y-L, Cummins SE, Sun JY, Zhu S-H. Long-term e-cigarette use and smoking cessation: a longitudinal study with US population. *Tobacco control*. 2016;25(Suppl 1):i90-i95.
 55. Whitesell NR, Beals J, Crow CB, Mitchell CM, Novins DK. Epidemiology and etiology of substance use among American Indians and Alaska Natives: risk, protection, and implications for prevention. *The American journal of drug and alcohol abuse*. 2012;38(5):376-382.
 56. Falk DE, Yi HY, Hiller-Sturmhofel S. An epidemiologic analysis of co-occurring alcohol and tobacco use and disorders: findings from the National Epidemiologic Survey on Alcohol and Related Conditions. *Alcohol research & health : the journal of the National Institute on Alcohol Abuse and Alcoholism*. 2006;29(3):162-171.
 57. Mowls DS, Brame LS, Martinez SA, Beebe LA. Lifestyle behaviors among US cancer survivors. *Journal of cancer survivorship : research and practice*. 2016;10(4):692-698.
 58. Centers for Disease Control and Prevention. Current Cigarette Smoking Among Adults — United States , 2005-2014. *Morb Mortal Wkly Rep*. 2015;61(44):1233-1240.

Table 1. Sociodemographic Characteristics and Traditional Tobacco Use Among All Participants and by User Group

	All participants (n=82)	ENDS users (n=27)	Dual users (n=28)	Cigarette smokers (n=27)	<i>p-value</i>
Age, median	41.50	33.00 ^a	41.00	46.00	0.0263
Gender, %					0.3592
Male	37.80	29.63	35.71	48.15	
Female	62.20	70.37	64.29	51.85	
Marital status, %					0.1261
Married/member of unmarried couple	42.68	44.44	28.57	55.56	
Never married/divorced/separated/widowed	57.32	55.56	71.43	44.44	
Education level, %					0.2567
At least some college	50.00	62.96	42.86	44.44	
High school diploma, GED or less	50.00	37.04	57.14	55.56	
Employment status, %					0.6162
Employed for wages/self-employed	53.66	55.56	46.43	59.26	
Other	46.34	44.44	53.57	40.74	
BMI (kg/m ²) category, %					0.1333
Normal weight	24.69	30.77	32.14	11.11	
Overweight or obese	75.31	69.23	67.86	88.89	
Traditional/sacred tobacco use in past 3 months, %					0.0366
Yes	17.50	7.41	11.54	33.33	
No	82.50	92.59	88.46	66.67	

ENDS: Electronic nicotine delivery system; BMI= body mass index; * Asked only to those who were employed for wages or self-employed; ^aENDS users significantly different from cigarette smokers at $p<0.05$

Table 2. Electronic Nicotine Delivery System (ENDS) Use Characteristics

	ENDS users (n=27)	Dual users (n=28)
Age of ENDS initiation, median	28.50	35.00
Age of regular ENDS initiation, median	30.00	36.50
Duration ENDS use, median	2.0	1.0
Type of ENDS: tank or vapor system, %	88.89	92.86
Type of ENDS: cig-a-like, %	7.41	21.43
Type of ENDS: e-cigar, %	0.00	3.57
Type of ENDS: e-pipe, %	3.70	0.00
Type of ENDS: e-hookah, %	0.00	0.00
ENDS is refillable, %	88.89	100.00
ENDS is rechargeable, %	100.00	96.43
ENDS uses cartridges, %	29.63	33.33
Nicotine concentration, %		
0mg	0.00	7.69
1-5mg	52.00	30.77
6-12mg	28.00	30.77
13-17mg	8.00	3.85
18-24mg	8.00	23.08
25mg or more	4.00	3.85
Tobacco flavor, %	18.52	39.29
Menthol flavor, %	14.81	3.57
Clove or spice, %	7.41	17.86
Fruit, %	66.67	53.57
Chocolate, %	7.41	14.29
Alcoholic drink, %	3.57	0.00
Candy/sweets, %	51.85	57.14
Other flavor, %	11.11	21.43
Number of vape sessions in lifetime*, %		
100 or less	33.33	52.00
101-200	12.50	8.00
201-300	8.33	8.00
301-400	12.50	8.00
Over 400	33.33	24.00
Average number of vape sessions per day*, %		
Less than 10 sessions	28.00	52.00
10 to 19 sessions	44.00	20.00
20 to 30 sessions	16.00	8.00
Over 30	12.00	20.00
Average number of puffs per vape session*, %		
Under 5	14.81	23.08
5-10	55.56	46.15
More than 10	29.63	30.77
Average length of vape session*, %		
1-2 minutes	33.33	25.00
3-5 minutes	40.74	28.57
6-10 minutes	18.52	25.00
Over 10 minutes	7.14	21.43

* Provided by the Ontario Tobacco Research Center

Table 3. Cigarette Smoking Characteristics Among Cigarette Dual Users and Smokers

	Dual users (n=28)	Cigarette smokers (n=27)
Cigarettes per day, median	15.0	10.0
Cigarettes per day, %		
<1 pack	57.14	59.26
≥1 pack	42.86	40.74
Age of initiation, median	15.0	14.0
Age of regular initiation, median	16.5	19.0
Duration of smoking, median	21.5	26.0
24-hour smoking quit attempt in past 12 months, %	57.14 ^a	25.93
Smokes mentholated cigarettes, %	21.43	40.74

^a Dual users significantly different from cigarette smokers at p<0.05

peer review only

Table 4. Results from Hooked on Nicotine Checklist for Assessing Loss of Autonomy Over Cigarettes and Adapted Version for Assessing Loss of Autonomy Over Electronic Nicotine Delivery Systems (ENDS)[†]

	ENDS users (n=27)	Dual users (n=28)	Cigarette smokers (n=27)	
	<i>Over ENDS</i>		<i>Over cigarettes</i>	
Individual items measured in HONC, %				
1. Have you ever tried to quit <u>cigarettes</u> [using an ENDS], but couldn't?	18.52	18.52	78.57	51.85
2. Do you <u>smoke</u> [use your ENDS] now because it is really hard to quit <u>smoking cigarettes</u> [using an ENDS]?	32.14	40.74	75.00	48.15
3. Have you ever felt like you were addicted to <u>cigarettes</u> [an ENDS]?	28.57	37.04	82.14	70.37
4. Do you ever have strong cravings to <u>smoke</u> [use an ENDS]?	50.00	59.26	96.43	85.19
5. Have you ever felt like you really needed a <u>cigarette</u> [an ENDS]?	57.14	59.26	100.00	92.59
6. Is it hard to keep from <u>smoking</u> [using an ENDS] in places where you are not supposed to? When you haven't <u>smoked cigarettes</u> [used an ENDS] for a while OR When you tried to stop <u>smoking cigarettes</u> [using an ENDS]...	35.71	25.93	53.57	44.44
7. ...did you find it hard to concentrate because you couldn't <u>smoke a cigarette</u> [use an ENDS]?	28.57	22.22	57.14	38.46
8. ...do you feel more irritable because you couldn't <u>smoke a cigarette</u> [use an ENDS]?	25.00	48.15	71.43	74.07
9. ...did you feel a strong need or urge to <u>smoke a cigarette</u> [use an ENDS]?	57.14	59.26	89.29	81.48
10. ...did you feel nervous, restless, or anxious because you couldn't <u>smoke a cigarette</u> [use an ENDS]?	28.57	37.04	75.00	55.56

[†]Substitute the underlined word with the words in square brackets for assessing loss of autonomy over ENDS

Figure 1. Median Severity of diminished autonomy over ENDS and/or cigarettes

For peer review only

1
2
3
4
5
6
7
8
9
10
11
12
13
14
15
16
17
18
19
20
21
22
23
24
25
26
27
28
29
30
31
32
33
34
35
36
37
38
39
40
41
42
43
44
45
46
47
48
49
50
51
52
53
54
55
56
57
58
59
60

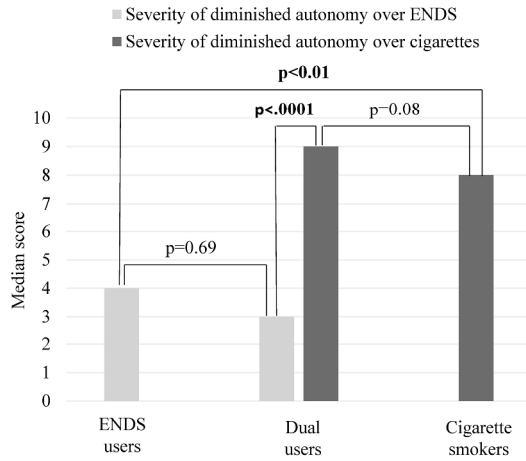


Figure 1. Median Severity of diminished autonomy over ENDS and/or cigarettes

279x361mm (300 x 300 DPI)

STROBE Statement—Checklist of items that should be included in reports of *cross-sectional studies*

	Item No	Recommendation	Page #
Title and abstract	1	(a) Indicate the study's design with a commonly used term in the title or the abstract	2
		(b) Provide in the abstract an informative and balanced summary of what was done and what was found	2
Introduction			
Background/rationale	2	Explain the scientific background and rationale for the investigation being reported	4-5
Objectives	3	State specific objectives, including any prespecified hypotheses	5
Methods			
Study design	4	Present key elements of study design early in the paper	5
Setting	5	Describe the setting, locations, and relevant dates, including periods of recruitment, exposure, follow-up, and data collection	5
Participants	6	(a) Give the eligibility criteria, and the sources and methods of selection of participants	6
Variables	7	Clearly define all outcomes, exposures, predictors, potential confounders, and effect modifiers. Give diagnostic criteria, if applicable	6-8
Data sources/ measurement	8*	For each variable of interest, give sources of data and details of methods of assessment (measurement). Describe comparability of assessment methods if there is more than one group	6-8
Bias	9	Describe any efforts to address potential sources of bias	9
Study size	10	Explain how the study size was arrived at	9
Quantitative variables	11	Explain how quantitative variables were handled in the analyses. If applicable, describe which groupings were chosen and why	6-8
Statistical methods	12	(a) Describe all statistical methods, including those used to control for confounding	9
		(b) Describe any methods used to examine subgroups and interactions	9
		(c) Explain how missing data were addressed	NA
		(d) If applicable, describe analytical methods taking account of sampling strategy	NA
		(e) Describe any sensitivity analyses	NA
Results			
Participants	13*	(a) Report numbers of individuals at each stage of study—eg numbers potentially eligible, examined for eligibility, confirmed eligible, included in the study, completing follow-up, and analysed	10
		(b) Give reasons for non-participation at each stage	10
		(c) Consider use of a flow diagram	NA
Descriptive data	14*	(a) Give characteristics of study participants (eg demographic, clinical, social) and information on exposures and potential confounders	10
		(b) Indicate number of participants with missing data for each variable of interest	NA
Outcome data	15*	Report numbers of outcome events or summary measures	NA
Main results	16	(a) Give unadjusted estimates and, if applicable, confounder-adjusted estimates and their precision (eg, 95% confidence interval). Make clear which confounders were adjusted for and why they were included	10-13

		(b) Report category boundaries when continuous variables were categorized	10-13
		(c) If relevant, consider translating estimates of relative risk into absolute risk for a meaningful time period	NA
Other analyses	17	Report other analyses done—eg analyses of subgroups and interactions, and sensitivity analyses	NA
Discussion			
Key results	18	Summarise key results with reference to study objectives	13
Limitations	19	Discuss limitations of the study, taking into account sources of potential bias or imprecision. Discuss both direction and magnitude of any potential bias	18-19
Interpretation	20	Give a cautious overall interpretation of results considering objectives, limitations, multiplicity of analyses, results from similar studies, and other relevant evidence	19
Generalisability	21	Discuss the generalisability (external validity) of the study results	18
Other information			
Funding	22	Give the source of funding and the role of the funders for the present study and, if applicable, for the original study on which the present article is based	20

*Give information separately for exposed and unexposed groups.

Note: An Explanation and Elaboration article discusses each checklist item and gives methodological background and published examples of transparent reporting. The STROBE checklist is best used in conjunction with this article (freely available on the Web sites of PLoS Medicine at <http://www.plosmedicine.org/>, Annals of Internal Medicine at <http://www.annals.org/>, and Epidemiology at <http://www.epidem.com/>). Information on the STROBE Initiative is available at www.strobe-statement.org.

BMJ Open

Electronic nicotine delivery system use behavior and loss of autonomy among American Indians- results from an observational pilot study

Journal:	<i>BMJ Open</i>
Manuscript ID	bmjopen-2017-018469.R2
Article Type:	Research
Date Submitted by the Author:	23-Oct-2017
Complete List of Authors:	Carroll, Dana; University of Minnesota, psychiatry Wagener, Theodore; University of Oklahoma Health Sciences Center, Thompson, David; University of Oklahoma Health Sciences Center, Biostatistics and Epidemiology Stephens, Lancer; University of Oklahoma Health Sciences Center, Health Promotion Sciences Peck, Jennifer; University of Oklahoma Health Sciences Center, Biostatistics and Epidemiology Campbell, Janis; University of Oklahoma Health Sciences Center, Biostatistics and Epidemiology Beebe, Laura; University of Oklahoma Health Sciences Center, Biostatistics and Epidemiology
Primary Subject Heading:	Smoking and tobacco
Secondary Subject Heading:	Public health, Epidemiology
Keywords:	EPIDEMIOLOGY, Public health < INFECTIOUS DISEASES, PSYCHIATRY

SCHOLARONE™
Manuscripts

1
2
3 **Electronic nicotine delivery system use behavior and loss of autonomy among American**
4 **Indians- results from an observational pilot study**
5
6
7

8 Carroll, Dana Mowls, PhD; Wagener, Theodore L., PhD; Thompson, David M., PhD; Stephens,
9 Lancer D., PhD; Peck, Jennifer D., PhD; Campbell, Janis E., PhD; Beebe, Laura A., PhD
10

11 Dana Mowls Carroll, PhD [Corresponding author]
12 Tobacco Research Programs, University of Minnesota, 717 Delaware St SE Room 251-03
13 Minneapolis, MN 55414 dcarroll@umn.edu
14
15

16 Theodore L. Wagener, PhD
17 Oklahoma Tobacco Research Center. Department of Pediatrics, University of Oklahoma Health
18 Sciences Center; 655 Research Pkwy #400, Oklahoma City, OK 73104
19

20 David M. Thompson, PhD
21 Department of Biostatistics and Epidemiology, College of Public Health, University of
22 Oklahoma Health Sciences Center; 801 N.E. 13th Street, Oklahoma City, OK 73104
23
24

25 Lancer D. Stephens, PhD
26 Department of Health Promotion Sciences, College of Public Health, University of Oklahoma
27 Health Sciences Center; 801 N.E. 13th Street, Oklahoma City, OK 73104
28
29

30 Jennifer D. Peck, PhD
31 Department of Biostatistics and Epidemiology, College of Public Health, University of
32 Oklahoma Health Sciences Center; 801 N.E. 13th Street, Oklahoma City, OK 73104
33
34

35 Janis E. Campbell, PhD
36 Department of Biostatistics and Epidemiology, College of Public Health, University of
37 Oklahoma Health Sciences Center; 801 N.E. 13th Street, Oklahoma City, OK 73104
38
39

40 Laura A. Beebe, PhD
41 Department of Biostatistics and Epidemiology, College of Public Health,
42 University of Oklahoma Health Sciences Center
43 801 N.E. 13th Street, Oklahoma City, OK 73104
44
45

46
47 **Keywords:** American Indians, Electronic Cigarettes, Cigarette Smoking Epidemiologic Studies,
48 Minority Groups, Tobacco Use, Dependence
49
50
51
52
53
54
55
56
57
58
59
60

ABSTRACT

Objective: American Indians (AI) have a high prevalence of ENDS use. However, little information exists on (ENDS) use, either alone or in combination with cigarettes (dual use), among AI. The objective of this small-scaled study was to examine use behaviors and dependence among exclusive ENDS users and dual users of AI descent. Exclusive smokers were included for comparison purposes.

Setting: Oklahoma, United States

Participants: Adults of AI descent who reported being exclusive ENDS users (n=27), dual users (n=28), or exclusive cigarette smokers (n=27).

Measures: Participants completed a detailed questionnaire on use behaviors. The Hooked on Nicotine Checklist (HONC) was used to assess loss of autonomy over cigarettes and was reworded for ENDS. Dual users completed the HONC twice. Sum of endorsed items indicated severity of diminished autonomy. Comparisons were made with nonparametric methods and statistical significance was defined as $p < 0.05$.

Results: Median duration of ENDS use was 2 years among ENDS users and 1 year among dual users. Most ENDS and dual users reported < 20 vape sessions per day (72.0% vs. 72.0%) with ≤ 10 puffs per vape session (70.4% vs. 69.2%). Severity of diminished autonomy over ENDS was similar among ENDS and dual users (medians: 4 vs 3; $p = 0.6865$). Among dual users, severity of diminished autonomy was lower for ENDS than cigarettes (medians: 3 vs 9; $p < .0001$). Comparing ENDS users to smokers, ENDS users had a lower severity of diminished autonomy (4 vs 8; $p = 0.0077$). Comparing dual users to smokers, median severity of diminished autonomy over cigarettes did not differ ($p = 0.6865$).

1
2
3 **Conclusions:** Severity of diminished autonomy was lower for ENDS than cigarettes in this small
4 sample of AI. Future, adequately-powered, studies should be conducted to fully understand
5
6
7
8 ENDS use patterns and dependence levels in this population.
9
10
11
12
13
14
15
16
17
18
19
20
21
22
23
24
25
26
27
28
29
30
31
32
33
34
35
36
37
38
39
40
41
42
43
44
45
46
47
48
49
50
51
52
53
54
55
56
57
58
59
60

For peer review only

Strengths and limitations of this study

- This is the first study to provide use and dependence data on electronic nicotine systems (ENDS) users of American Indian (AI) descent, a minority population in the US with high rates of tobacco-related disease and often underrepresented in epidemiologic and clinical research.
- This study describes a novel method for assessing loss of autonomy, a core feature of dependence, in ENDS users by adapting the Hooked on Nicotine Checklist.
- Due to the small sample size, convenience based sampling approach, and eligibility criteria, generalizations to all AIs in Oklahoma should be made with caution.
- This study relied on self-report and thus prone to recall bias.

INTRODUCTION

Electronic nicotine delivery systems (ENDS), also referred to as e-cigarettes and vaping devices, are a line of relatively new tobacco products that heat a solution, often containing nicotine and flavorants, to generate an aerosol. Although ENDS aerosol is not harmless, it generally contains fewer toxic chemicals than cigarettes—a statement backed by the United States (US) Surgeon General.¹ In August of 2016, the US Food and Drug Administration Center for Tobacco Products (US FDA CTP) was provided the authority to regulate the manufacturing, distribution, and marketing of ENDS in the US.^{2,3} To inform their regulatory action, the US FDA CTP has specifically called for research that seeks to understand use behaviors and dependence in ENDS users.⁴

ENDS use is high among American Indians and Alaskan Natives (AI/ANs).^{5,6} According to data from the 2014 US National Health Interview Survey, 11% of non-Hispanic AI/AN adults currently use ENDS compared to 5% of non-Hispanic White adults.⁶ Since a commonly reported reason for using ENDS is to help quit or reduce cigarettes⁷⁻⁹ and AI/ANs have a smoking prevalence higher than any other race group in the US,¹⁰ high rates of dual use among AI/ANs might also be expected. Unpublished data from the 2014 Oklahoma Behavioral Risk Factor Surveillance Survey and the Adult Tobacco Survey showed that approximately 5.0% of AI/ANs are exclusive ENDS users and a further 8.5% are dual users compared to 3.2% and 4.0% of non-Hispanic Whites. A major public health question surrounding dual use is whether this behavior will help or halt smoking cessation efforts.²

1
2
3 No information, to our knowledge, currently exists on use behaviors and dependence in ENDS
4 users of AI/AN descent. To address this literature gap, we describe use behaviors and loss of
5
6 autonomy, a core feature of dependence, in AI exclusive ENDS users and dual users of ENDS
7
8 and cigarettes. Since cigarette smokers have been used as a comparison group in prior studies of
9
10 ENDS,¹¹⁻¹³ we also present data on exclusive cigarette smokers of AI descent. The results of this
11
12 study will be significant for regulatory authorities, such as the US FDA CTP, and public health
13
14 officials who are actively trying to understand ENDS use behavior and dependence in priority
15
16 populations such as AIs.
17
18
19
20
21
22
23

24 **METHODS**

25 **Participant recruitment**

26
27 This study was approved by the University of Oklahoma Health Sciences Center (# 6317) and
28
29 the Oklahoma City Area Indian Health Service Institutional Review Board (# P-16-01-OK).
30
31

32 From March through October 2016, community-based strategies were employed to recruit adults
33
34 of AI descent who were in one of three groups of current tobacco use: 1) current exclusive
35
36 cigarette smokers, 2) current exclusive ENDS users, and 3) concurrent users of cigarettes and
37
38 ENDS, referred to as dual users. Recruitment strategies, previously described,¹⁴ included posting
39
40 recruitment ads online and study staff attending cultural events, tribal health fairs, and vape
41
42 shops in the state of Oklahoma.
43
44
45
46
47
48
49

50 **Participant eligibility**

51
52 This study's inclusion and exclusion criteria were similar to those employed in a previous study
53
54 of nicotine metabolism among Alaskan Native tobacco users.¹⁵ All participants had to self-report
55
56
57
58
59
60

1
2
3 AI race and at least two biological grandparents of AI race. Additionally, participants were
4
5 between 18 and 65 years of age, and able to speak, read, and write the English language.
6
7
8 Additional inclusion criteria were employed to result in a sample of “regular” users of cigarettes
9
10 and/or ENDS. A regular cigarette smoker was defined as those who have smoked at least 5
11
12 cigarettes per day for the past 3 months, smoked in the past 24 hours, and not used tobacco
13
14 products other than cigarettes in the past 3 months. A regular ENDS user was defined as
15
16 someone who used an ENDS every day for the past 3 months and in the past 24 hours, and had
17
18 not used tobacco products other than ENDS in the past 3 months. Although dual use refers to a
19
20 heterogeneous group, we defined dual users as those who smoked at least 5 cigarettes per day in
21
22 the past 3 months and in the past 24 hours, used an ENDS product every day for the past 3
23
24 months and in the past 24 hours, and not used tobacco products other than cigarettes and ENDS
25
26 in the past 3 months.
27
28
29
30
31
32
33

34 Participants were excluded from any group if they regularly used medications for seizures,
35
36 tuberculosis, or cancer; were currently involved in a tobacco cessation program or used nicotine
37
38 replacement therapy; were pregnant or breastfeeding; used illicit drugs in the 30 days prior to the
39
40 study; used alcohol or marijuana on the day of the study.
41
42
43
44

45 **Measures**

46
47 Data on age, gender, marital status, education level, employment status and body mass index
48
49 (BMI) were collected. Participants were also asked about their use of tobacco for sacred or
50
51 ceremonial purposes (i.e., traditional tobacco use), a practice common among some AI tribes.¹⁶⁻¹⁸
52
53
54
55
56
57
58
59
60

1
2
3 Since ENDS are relatively new to the marketplace and often called different names, the
4 following statement, which was adapted from the US Population Assessment of Tobacco and
5 Health (PATH)¹⁹, was read by ENDS and dual users prior to collecting information on ENDS
6 use: 'You said you currently use an electronic nicotine product. These products are battery-
7 powered, use nicotine fluid rather than tobacco leaves, and produce vapor instead of smoke.
8 There are many different names for these devices. Some common brands include Fin, NJOY,
9 Blu, e-Go and Vuse.' Generic photos ("cig-a-like"; tank or vapor system; e-cigar; e-pipe; e-
10 hookah) of commonly used ENDS were displayed and participants chose the photo(s) which best
11 resembled the ENDS they currently used. Participants had the option of choosing more than one.
12 Participants were also asked if the ENDS was rechargeable, refillable with e-liquid, if it used
13 cartridges, and which nicotine concentration they currently used. Since ENDS users often use
14 more than one flavor or mix flavors, participants reported all flavors they currently used.
15
16
17
18
19
20
21
22
23
24
25
26
27
28
29
30
31
32
33

34 There is not a standard or commonly accepted method for assessing frequency of ENDS use.² In
35 this study, ENDS and dual users read the following statement provided by the Ontario Tobacco
36 Research Center to assess frequency of use: 'A session starts from your first puff and ends with
37 your last puff before you take a break to do something else. A session can last for any length of
38 time and involve any number of puffs, depending in the person. Sometimes these are called vape
39 sessions.' Participants then responded to four questions: (1) 'How many sessions have you had
40 with your electronic nicotine product in your lifetime?'; (2) 'In a typical day, how many sessions
41 do you have?'; (3) 'How long does one session typically last for you?'; (4) 'How many puffs do
42 you typically take per session?'. Other variables collected included age of ENDS initiation, age
43 of regular ENDS initiation, and duration of use. Among exclusive ENDS users, we asked if they
44
45
46
47
48
49
50
51
52
53
54
55
56
57
58
59
60

1
2
3 were a never or former smoker. If they were a former smoker, we asked them to recall their
4
5 number of CPD when smoked and the time since smoked. We also asked dual users to recall
6
7 their number of CPD prior to ENDS initiation.
8
9

10
11
12 There are a number of questionnaires with proven utility in assessing dependence to cigarettes.²⁰⁻

13
14 ²³ The Hooked on Nicotine Checklist (HONC), a 10-item screening tool, assesses of loss of
15
16 autonomy in both adolescent and adults.^{23,24} Diminished autonomy is a core feature common to
17
18 all forms of substance dependence, including tobacco dependence.²⁴ HONC does not include
19
20 measures on heaviness or frequency of use specific to cigarette smoking (e.g., CPD). Thus, it can
21
22 be readily modified to assess loss of autonomy to non-cigarette tobacco products, such as ENDS.
23
24
25 In the present study, loss of autonomy over cigarettes was summarized using both continuous
26
27 scores (0-10) and a dichotomous measure (0=full autonomy; ≥ 1 =diminished autonomy). We
28
29 reworded the HONC to assess loss of autonomy to ENDS. Dual users completed the HONC
30
31 twice, once with regard to cigarettes and once with regard to ENDS. Loss of autonomy over
32
33 ENDS was also summarized using both continuous scores (0-10) and a dichotomous measure
34
35 (0=full autonomy; ≥ 1 =diminished autonomy).
36
37
38
39
40
41
42

43
44 Among dual users and exclusive smokers, measures of cigarette smoking were collected. These
45
46 measures included the age when participants first tried part or all of a cigarette (i.e., age of
47
48 initiation), the age when participants started smoking cigarettes regularly (i.e., age of regular
49
50 initiation), average number of cigarettes currently smoked per day (CPD), duration of cigarette
51
52 smoking, presence of a 24-hour quit attempt in the past 12 months, and use of menthol cigarettes.
53
54
55
56
57
58
59
60

Biochemical assessment of smoking status

The measurement of exhaled carbon monoxide (CO) level provides an immediate, non-invasive assessment of cigarette smoking status.²⁵ CO was collected to biochemically confirm self-reported cigarette smoking status and therefore help reduce information bias. A CO value of ≥ 10 parts per million (ppm) is commonly used to determine eligibility for studies among smokers.²⁶⁻³⁰ However, a borderline CO level between 6-9 ppm may also reflect cigarette smoking or among non-smokers it may reflect exposure to secondhand smoke or other sources of CO (e.g., car pollution).^{25,31-33} Moreover, prior studies have required CO levels of < 6 ³⁴ or < 10 ^{12,35} for confirming exclusive ENDS use. Based on this information, we did not exclude individuals from any of the three groups with a CO between 6-9 ppm. Thus, ENDS users were included if they had a CO level ≤ 9 ppm, while cigarette smokers and dual users were included in the study if they had a CO level ≥ 6 ppm.

Statistical analysis

This study focused on describing characteristics of ENDS users, dual users, and smokers of AI descent. Since the study's primary purpose was descriptive, a formal sample size calculation was not performed. Continuous and ordinal measures were described using median values and categorical measures were described by proportions. Scores and frequencies were compared between the three user groups with the nonparametric Kruskal–Wallis test for ordinal or continuous measures and with a Chi-square or Fisher's exact test for categorical measures. A p-value < 0.05 was considered statistically significant for comparison among all three user groups. Significant overall tests were followed by testing for differences between the three pairs of

1
2
3 groups, and significance was assessed using a Bonferroni adjustment of $\alpha=0.017$. Statistical
4
5 analysis was conducted in SAS 9.4.
6
7
8
9

10 RESULTS

11
12 A total of 95 individuals participated in the study: 28 ENDS users, 32 dual users, and 35
13
14 cigarette smokers. Thirteen participants (13.7%) were excluded because their CO values were
15
16 outside the range for their given tobacco use group. Therefore, results are presented for the 82
17
18 participants (27 ENDS users, 28 dual users, 27 cigarette smokers) with CO values in the
19
20 expected range given their self-reported tobacco use. **Table 1** displays data on socio-
21
22 demographic characteristics and traditional tobacco use for the 82 participants.
23
24
25
26
27
28

29 **Table 2** presents data on ENDS use behaviors. Median age first tried an ENDS was 28.5 years
30
31 among ENDS users and 35.0 years among dual users. Median age started using an ENDS
32
33 regularly was 30.0 years among ENDS users and 36.5 years among dual users. Median duration
34
35 of ENDS use was 2 years among ENDS and 1 year among dual users. When prompted with the
36
37 option to select the photo which best represented the ENDS currently being used, the vast
38
39 majority of ENDS (89%) and dual users (93%) selected a tank or vapor system. The vast
40
41 majority, if not all, of ENDS users and dual users reported currently using an ENDS which was
42
43 refillable with e-liquid (89%, 100%) and rechargeable (100%, 96%); while, one-third or less
44
45 (30%, 33%) reported using cartridges. The majority of both ENDS users (80%) and dual users
46
47 (69%) reported currently using a nicotine concentration of 12 mg or less. More than one-half of
48
49 ENDS and dual users reported using fruit (67%, 54%) and candy (52%, 57%) flavored ENDS.
50
51
52
53
54
55
56
57
58
59
60

1
2
3 Data on number of vape sessions in lifetime, vape sessions per day, puffs per vape session, and
4 length of vape session is also displayed in **Table 2**.
5
6
7
8
9

10 ENDS and dual users were asked questions to assess their smoking status prior to initiation of an
11 ENDS (data not provided in tables). The vast majority of ENDS users (92.6%) reported being
12 former cigarettes smokers. Among ENDS users who were former cigarette smokers, the median
13 CPD when smoking was 20 and the median duration since smoked cigarettes was 2 years. Dual
14 users were asked to recall CPD before initiation of an ENDS. Median CPD prior to ENDS use
15 was 20, which was significantly higher than the current median of 15 CPD.
16
17
18
19
20
21
22
23
24
25
26

27 **Table 3** presents data on cigarette smoking characteristics among dual users and exclusive
28 smokers. Median CPD was 15 among dual users and 10 among smokers The distribution of CPD
29 did not differ between the two user groups. Distributions of age when respondents first tried
30 smoking a cigarette and started smoking cigarettes regularly did not differ between user groups.
31
32
33
34
35
36 A greater proportion of dual users reported a 24-hour quit attempt in the previous 12 months than
37 did smokers (57% versus 26%).
38
39
40
41
42
43

44 **Table 4** presents data on the ten individual items from the adapted HONC for loss of autonomy
45 over ENDS. There were no differences in the individual HONC items when comparing ENDS
46 with dual users. The proportion of ENDS users (64.3%) who had a diminished autonomy over
47 ENDS was no different than dual users (77.8%). On a scale of 0 to 10, median severity of
48 diminished autonomy over ENDS was 4 and 3 among ENDS and dual users, respectively
49
50
51
52
53
54
55
56
57
58
59
60
(**Figure 1**). Distributions in severity of diminished autonomy over ENDS did not differ when

1
2
3 comparing ENDS users with dual users. To further understand autonomy, loss of autonomy to
4 ENDS in ENDS users was compared with loss of autonomy to cigarettes in smokers. There was
5
6 no difference in proportions of diminished autonomy when comparing smokers with ENDS users
7
8 (96% versus 78%). However, distributions in severity of diminished autonomy differed. ENDS
9
10 users had significantly lower scores for severity of diminished autonomy than smokers (4 vs 8).
11
12 Furthermore, among dual users, severity of diminished autonomy over ENDS was lower than
13
14 severity of diminished autonomy over cigarettes (3 vs 9).
15
16
17
18
19
20
21

22 The proportion of dual users (100%) with diminished autonomy over cigarettes did not
23
24 significantly differ from the proportion of cigarette smokers (96.3%). Median severity of
25
26 diminished autonomy over cigarettes was 9 and 8 among dual users and smokers, respectively.
27
28 Distributions in severity of diminished autonomy over cigarettes did not differ when comparing
29
30 dual users with smokers. When examining individual items measured by the HONC, a greater
31
32 proportion of dual users than smokers said 'yes' to items 1 "Have you ever tried to quit
33
34 cigarettes, but couldn't?" (79% versus 52%; p-value =0.0372) and 2 "Do you smoke now
35
36 because it is really hard to quit smoking cigarettes?" (75% versus 48%; p-value=0.0405). There
37
38 was no difference in items 3-10.
39
40
41
42
43
44
45

46 **DISCUSSION**

47
48 This descriptive study provides novel findings about ENDS use in a small sample of AIs from
49
50 Oklahoma, a state located in the Southern Plains region of the US. Notably, this analysis was the
51
52 first of its kind to provide an in-depth description of ENDS use, including both exclusive use and
53
54 dual use with cigarettes, among AIs. Studies of this kind are a current research priority of the US
55
56
57
58
59
60

1
2
3 FDA CTP, which serves as the regulatory authority for all tobacco products in the US.^{4,36}

4
5
6 Ultimately, this study provides a more complete picture of the current tobacco use landscape and
7
8 will be informative for our future research on biomarkers of exposure in this population, as well
9
10 as for guiding regulatory authorities who are working to understand the impact of ENDS on
11
12 public health in both general and disparate populations.
13

14
15
16
17 ENDS are part of the diversifying tobacco and nicotine landscape.³⁷ Currently, there are several
18
19 gaps in how to define and classify these devices making research on ENDS difficult.²
20

21
22 Understanding characteristics of ENDS (e.g., type of device, nicotine concentration and flavor of
23
24 e-liquid) is important as these characteristics have been shown to influence use behavior.¹² Thus,
25
26 a major strength of the present study was the number of characteristics collected on ENDS use
27
28 and the usage of pictures to aid participants in selecting which product they currently used. The
29
30 vast-majority of ENDS and dual users in this sample reported using a tank or vapor system.
31
32

33
34 Additionally, most reported that their ENDS was refillable with e-liquid and rechargeable. The
35
36 majority of both dual and ENDS users reported using ENDS with nicotine concentrations of 12
37
38 mg or less. These findings are consistent with other epidemiologic surveys that have identified
39
40 rechargeable and refillable devices to more popular among ENDS users than cartridge-based or
41
42 disposable ENDS.^{12,38}
43
44

45
46
47
48 Concern surrounds flavored tobacco products as they have been disproportionately used by youth
49
50 and initiators.³⁹⁻⁴¹ Due to this, flavored cigarettes, excluding menthol flavor, were prohibited in
51
52 the US in 2009 as part of the landmark Family Smoking Prevention and Tobacco Control Act.⁴²
53
54

55
56 Currently, ENDS, or the e-liquid used in ENDS, come in a variety of flavors. One study
57
58
59
60

1
2
3 identified nearly 8,000 flavors available online and showed that the vast majority of brands
4 offered fruit, candy, and dessert flavors.⁴³ Flavors are a commonly cited reason for vaping,
5 particularly in youth and young adults.^{8,44-47} In the present study the most common flavors
6 among both ENDS and dual users were fruit and candy or sweets. Other studies have also found
7 fruit and candy flavors to be popular among ENDS users.^{48,49} None of the participants in the
8 present study reported not using any flavor. Regulatory authorities need to consider the potential
9 impact of eliminating flavors in ENDS, as their prohibition, especially fruit and candy flavors,
10 will not only reduce youth appeal but also the appeal to adult ENDS users.
11
12
13
14
15
16
17
18
19
20
21
22
23

24 Data on patterns of ENDS use is crucial for understanding the impact of these devices on public
25 health, especially among priority populations disproportionately affected by tobacco use. There
26 are no standardized methods for assessing ENDS behavior. In the present study, participants read
27 a generic definition of a 'vape session' and then were asked questions to characterize vape
28 sessions. One-third of ENDS users and more than half of dual users reported 100 or less vape
29 sessions in their lifetime. This is surprising since ENDS were used for a median duration of 1 or
30 2 years and the study eligibility which included using an ENDS every day in the past 3 months.
31 Participants may have had a hard time recalling this number and simply guessed or perhaps the
32 question was worded in a manner that caused confusion. Another explanation is the participants
33 may have underestimated their total number of vape sessions as a result of social desirability.
34 Cognitive testing of this measure should be pursued among an adequately-powered sample.
35
36 Average number of vape sessions per day varied, with most reporting less than 20 sessions per
37 day. An average of 5-10 puffs per vape session was most common among both ENDS and dual
38 users. In terms of vape sessions, most lasted for 5 minutes or less among ENDS users; while, the
39
40
41
42
43
44
45
46
47
48
49
50
51
52
53
54
55
56
57
58
59
60

1
2
3 proportion of dual users who reported a vape session lasting 1-2, 3-5, 6-10, and over 10 minutes
4
5 were similar. In addition to providing a deeper understanding of ENDS use among AIs, these
6
7 findings are relevant for researchers seeking to understand which measures should be used to
8
9 monitor patterns of ENDS use.
10
11

12
13
14 Attempts to quit smoking are considered a critical step to increasing rates of smoking cessation
15
16 and, subsequently, reducing the smoking prevalence.⁵⁰⁻⁵² Based on data from the 2013 National
17
18 Health Interview Survey, an estimated 51% of AI smokers reported attempting to quit in the past
19
20 12 months.⁵³ In the present study, the proportion of dual users who made a quit attempt was
21
22 more than twice the proportion among exclusive smokers. This finding supports previous
23
24 literature linking ENDS use to smoking cessation. For example, in a nationally representative
25
26 sample of US cigarette smokers (n=2,028), ENDS users had a higher smoking quit attempt (73%
27
28 versus 46%) and cessation (42% versus 16%) rate than non-ENDS users.⁵⁴ We did not ask
29
30 participants about their reason for using ENDS; however, there is a possibility that dual users in
31
32 the present study are similar to those in others studies who report using ENDS to quit
33
34 cigarettes.⁷⁻⁹ Dual users were asked to recall their average CPD before ENDS initiation, which
35
36 was significantly higher than their current CPD. Additionally, although there was no difference
37
38 in proportion of overall loss of autonomy measures, a higher proportion of dual users than
39
40 smokers said 'yes' to items 1 and 2 on the HONC, both of which contain language related to
41
42 quitting smoking. This observation supports the finding that a higher proportion of dual users
43
44 than smokers made a smoking quit attempt. Future cohort studies, such as the US Population
45
46 Assessment of Tobacco Use and Health, are needed to assess the causal relationship between
47
48 dual use and smoking cessation.
49
50
51
52
53
54
55
56
57
58
59
60

1
2
3
4
5
6 A major component of assessing the public health impact of ENDS use is to understand the
7
8 dependence potential in both exclusive and dual users. Since ENDS and cigarettes differ in
9
10 patterns of use, methods for assessing dependence that can facilitate comparison across products
11
12 are needed. In the present study, HONC was used to assess diminished autonomy—a core
13
14 feature of tobacco dependence.²⁴ With median scores of 4 and 3, ENDS and dual users were no
15
16 different in loss of autonomy over ENDS. Eissenberg and colleagues recently developed a
17
18 questionnaire, which contained measures from a variety of scales including the HONC, to assess
19
20 dependence to both cigarettes and ENDS.¹³ Eissenberg found ENDS users to be less dependent
21
22 on ENDS than they retrospectively reported having been dependent on cigarettes prior to
23
24 switching.¹³ Although we did not ask ENDS users who were former smokers to recall their loss
25
26 of autonomy to cigarettes, severity of loss of autonomy in ENDS users was one-half of the
27
28 severity of loss of autonomy in smokers. Future research comparing dependence scores in ENDS
29
30 users and smokers while controlling for potential confounding factors, such as age, are needed.
31
32
33
34
35
36
37
38

39 **Limitations**

40
41 Although this study has the potential to provide important information, it must be considered in
42
43 light of its limitations. The focus of this pilot study was not on testing of hypotheses, but on
44
45 describing characteristics of ENDS users, dual users, and smokers of AI descent. Thus we did
46
47 not incorporate a formal sample size calculation. The small sample size restricted our ability to
48
49 control for potential confounders (e.g., gender, age), which have been shown to influence
50
51 tobacco use behaviors and dependence scores. The reason for this pilot study was to determine
52
53 the feasibility of recruiting AI research participants and collecting data on their ENDS behavior.
54
55
56
57
58
59
60

1
2
3 The plan is to expand this study by recruiting a larger sample of ENDS users of AI descent and
4 other race groups (e.g., whites, blacks) for comparison purposes. Second, the study population
5 was not randomly sampled, rather participants were enrolled based on convenience using
6 community-based recruitment strategies. Therefore, generalizations to all AIs, including those
7 residing in Oklahoma, should be made with caution. Also, the exclusion criteria may further
8 impact the ability to generalize findings. Of most concern is that individuals who used alcohol on
9 the day of the study were not eligible. Alcohol use is correlated with tobacco use;^{55,56} thus
10 restricting eligibility to those who did not consume alcohol may harm the external validity of the
11 findings. Third, this study relied on self-report and thus prone to recall bias. Lastly, several of
12 the ENDS measures (e.g, adapted version of HONC) have yet to be validated. Future studies
13 should be conducted to determine the sensitivity and specificity of these measures.
14
15
16
17
18
19
20
21
22
23
24
25
26
27
28
29
30
31

32 **Conclusion**

33
34 This study provides an in-depth description of ENDS use, including both exclusive use and dual
35 use with cigarettes, among AIs. Ultimately, this study helps to provide a more complete picture
36 of the current tobacco use landscape among AIs and will be informative for regulators as well as
37 public health officials who are actively trying to understand behavior and dependence among
38 ENDS users.
39
40
41
42
43
44
45
46
47
48
49
50
51
52
53
54
55
56
57
58
59
60

FUNDING

This work was supported by the National Institute on Drug Abuse at the National Institutes of Health (grant number 1R36DA042208-01).

CONTRIBUTORSHIP STATEMENT

Conceptualization: DMC TLW DMT LDS JDP JEC LAB

Funding acquisition: DMC TLW LAB

Methodology: DMC TLW DMT LDS JDP JEC LAB

Project administration: DMC LAB

Supervision: TLW DMT LDS JDP JEC LAB

Data analysis: DMC LAB

Writing of original draft: DMC LAB

Review and editing: DMC TLW DMT LDS JDP JEC LAB

COMPETING INTERESTS STATEMENT

No competing interests to declare

ACKNOWLEDGEMENTS

We are deeply grateful for the support of the Southern Plains Tribal Health Board, the many tribal communities, and vape shops that helped make this research a success. We are also thankful for the facility support provided by the Oklahoma Shared Clinical and Translational Resources (grant number U54GM104938).

For peer review only

1
2
3
4
5
6
7
8
9
10
11
12
13
14
15
16
17
18
19
20
21
22
23
24
25
26
27
28
29
30
31
32
33
34
35
36
37
38
39
40
41
42
43
44
45
46
47
48
49
50
51
52
53
54
55
56
57
58
59
60

DATA SHARING STATEMENT

No additional data available.

For peer review only

1
2
3
4
5
6
7
8
9
10
11
12
13
14
15
16
17
18
19
20
21
22
23
24
25
26
27
28
29
30
31
32
33
34
35
36
37
38
39
40
41
42
43
44
45
46
47
48
49
50
51
52
53
54
55
56
57
58
59
60
REFERENCENCES

1. US Department of Human and Health Services. E-Cigarette use among youth and young adults. A report of the Surgeon General. *Atlanta, GA: US Department of Health and Human Services, Centers for Disease Control and Prevention, National Center for Chronic Disease Prevention and Health Promotion, Office on Smoking and Health.* 2016.
2. Walton KM, Abrams DB, Bailey WC, et al. NIH electronic cigarette workshop: developing a research agenda. *Nicotine Tob Res.* 2015;17(2):259-269.
3. Chen IL. FDA summary of adverse events on electronic cigarettes. *Nicotine Tob Res.* 2013;15(2):615-616.
4. National Institutes of Health, Office of Disease Prevention. FDA Center for Tobacco Products Research Interest Areas. 2014; <https://prevention.nih.gov/tobacco-regulatory-science-program/research-priorities>. Accessed May, 2015.
5. Schmidt L, Reidmohr A, Harwell TS, et al. Prevalence and Reasons for Initiating Use of Electronic Cigarettes Among Adults in Montana, 2013. *Prev Chronic Dis.* 2014;11:E204.
6. Schoenborn CA, Gindi RM. Electronic cigarette use among adults: United States, 2014. *NCHS data brief.* 2015;217:1-8.
7. Wong LP, Mohamad Shakir SM, Alias H, et al. Reasons for Using Electronic Cigarettes and Intentions to Quit Among Electronic Cigarette Users in Malaysia. *J Community Health.* 2016;41(6):1101-1109.
8. Rutten LJF, Blake KD, Agunwamba AA, et al. Use of e-cigarettes among current smokers: associations among reasons for use, quit intentions, and current tobacco use. *Nicotine Tob Res.* 2015;17(10):1228-1234.
9. Dawkins L, Turner J, Roberts A, et al. 'Vaping' profiles and preferences: an online survey of electronic cigarette users. *Addiction.* 2013;108(6):1115-1125.
10. US Department of Health, Human Services. The health consequences of smoking—50 years of progress: A report of the surgeon general. Atlanta, GA: US Department of Health and Human Services, Centers for Disease Control and Prevention, National Center for Chronic Disease Prevention and Health Promotion, Office on Smoking and Health. 2014;17.
11. Hecht SS, Carmella SG, Kotandeniya D, et al. Evaluation of toxicant and carcinogen metabolites in the urine of e-Cigarette users versus cigarette smokers. *Nicotine Tob Res.* 2015;17(6):704-709.
12. Wagener TL, Floyd EL, Stepanov I, et al. Have combustible cigarettes met their match? The nicotine delivery profiles and harmful constituent exposures of second-generation and third-generation electronic cigarette users. *Tob Control.* 2016:tobaccocontrol-2016-053041.
13. Foulds J, Veldheer S, Yingst J, et al. Development of a Questionnaire for Assessing Dependence on Electronic Cigarettes Among a Large Sample of Ex-Smoking E-cigarette Users. *Nicotine Tob Res.* 2015;17(2):186-192.
14. Carroll DM, Brame LS, Stephens LD, et al. Community-Based Study Recruitment of American Indian Cigarette Smokers and Electronic Cigarette Users. *J Community health.* 2017.
15. Renner CC, Lanier AP, Lindgren B, et al. Tobacco use among southwestern Alaska Native people. *Nicotine Tob Res.* 2013;15(2):401-406.
16. U.S. Department of Health and Human Services. Tobacco Use Among U.S. Racial/Ethnic Minority Groups—African Americans, American Indians and Alaska Natives, Asian Americans and Pacific Islanders, and Hispanics: A Report of the Surgeon General. Atlanta, Georgia: U.S.: Department of Health and Human Services, Centers for Disease Control and Prevention,

- 1
2
3 National Center for Chronic Disease Prevention and Health Promotion, Office on Smoking
4 and Health;1998.
- 5
6 17. Eichner JE, Cravatt K, Beebe LA, et al. Tobacco use among American Indians in Oklahoma: an
7 epidemiologic view. *Public Health Rep.* 2005;120(2):192.
- 8
9 18. Tobacco Education and Prevention Technical Support Center, California Rural Indian Health
10 Board. Commercial Tobacco 101 and Traditional Tobacco Use. *Community Tobacco*
11 *Educators Training: Learning Module* [http://www.keepitsacred.org/wp-](http://www.keepitsacred.org/wp-content/uploads/sites/5/2015/06/CRIHB-Commercial-Tobacco-101.pdf)
12 [content/uploads/sites/5/2015/06/CRIHB-Commercial-Tobacco-101.pdf](http://www.keepitsacred.org/wp-content/uploads/sites/5/2015/06/CRIHB-Commercial-Tobacco-101.pdf). Accessed November
13 4, 2015.
- 14
15 19. National Institutes of Health's National Institute on Drug Abuse (NIH/NIDA), Food and Drug
16 Administration (FDA). PATH Study Data Collection Instruments. 2014;
17 [file:///C:/Users/dmowls/Downloads/2_PATH_Study_Data_Collection_Instruments%20\(4\).pd](file:///C:/Users/dmowls/Downloads/2_PATH_Study_Data_Collection_Instruments%20(4).pdf)
18 [f](file:///C:/Users/dmowls/Downloads/2_PATH_Study_Data_Collection_Instruments%20(4).pdf). Accessed November 29, 2016.
- 19
20 20. Kozlowski LT, Porter CQ, Orleans CT, et al. Predicting smoking cessation with self-reported
21 measures of nicotine dependence: FTQ, FTND, and HSI. *Drug Alcohol Depend.*
22 1994;34(3):211-216.
- 23
24 21. Heatherton TF, Kozlowski LT, Frecker RC, et al. The Fagerstrom Test for Nicotine
25 Dependence: a revision of the Fagerstrom Tolerance Questionnaire. *Br J Addict.*
26 1991;86(9):1119-1127.
- 27
28 22. Piper ME, McCarthy DE, Bolt DM, et al. Assessing dimensions of nicotine dependence: an
29 evaluation of the Nicotine Dependence Syndrome Scale (NDSS) and the Wisconsin Inventory
30 of Smoking Dependence Motives (WISDM). *Nicotine Tob Res.* 2008;10(6):1009-1020.
- 31
32 23. DiFranza JR, Savageau JA, Fletcher K, et al. Measuring the loss of autonomy over nicotine
33 use in adolescents: the DANDY (Development and Assessment of Nicotine Dependence in
34 Youths) study. *Arch Pediatr Adolesc Med.* 2002;156(4):397-403.
- 35
36 24. Wellman RJ, DiFranza JR, Savageau JA, et al. Measuring adults' loss of autonomy over
37 nicotine use: the Hooked on Nicotine Checklist. *Nicotine Tob Res.* 2005;7(1):157-161.
- 38
39 25. Deveci SE, Deveci F, Aik Y, et al. The measurement of exhaled carbon monoxide in healthy
40 smokers and non-smokers. *Respir Med.* 2004;98(6):551-556.
- 41
42 26. Polosa R, Caponnetto P, Maglia M, et al. Success rates with nicotine personal vaporizers: a
43 prospective 6-month pilot study of smokers not intending to quit. *BMC public health.*
44 2014;14:1159.
- 45
46 27. Lerman C, Schnoll RA, Hawk LW, et al. Use of the nicotine metabolite ratio as a genetically
47 informed biomarker of response to nicotine patch or varenicline for smoking cessation: a
48 randomised, double-blind placebo-controlled trial. *Lancet Respir Med.* 2015;3(2):131-138.
- 49
50 28. Jorenby DE, Smith SS, Fiore MC, et al. Varying nicotine patch dose and type of smoking
51 cessation counseling. *JAMA.* 1995;274(17):1347-1352.
- 52
53 29. Anthenelli RM, Benowitz NL, West R, et al. Neuropsychiatric safety and efficacy of
54 varenicline, bupropion, and nicotine patch in smokers with and without psychiatric disorders
55 (EAGLES): a double-blind, randomised, placebo-controlled clinical trial. *Lancet.* 2016.
- 56
57 30. Benowitz NL, Jacob III P, Ahijevych K, et al. Biochemical verification of tobacco use and
58 cessation. *Nicotine Tob Res.* 2002;4(2).
- 59
60 31. Jarvis MJ, Tunstall-Pedoe H, Feyerabend C, et al. Comparison of tests used to distinguish
smokers from nonsmokers. *American Journal of Public Health.* 1987;77(11):1435-1438.
32. Middleton ET, Morice AH. Breath carbon monoxide as an indication of smoking habit. *Chest.*
2000;117(3):758-763.
33. Covita. Smokerlyzer For Use with Micro + Pro User Manual [https://covita.net/assets/micro-](https://covita.net/assets/micro-pro-manual---issue-1.pdf)
[pro-manual---issue-1.pdf](https://covita.net/assets/micro-pro-manual---issue-1.pdf). Accessed April 25, 2017.

- 1
2
3
4
5
6
7
8
9
10
11
12
13
14
15
16
17
18
19
20
21
22
23
24
25
26
27
28
29
30
31
32
33
34
35
36
37
38
39
40
41
42
43
44
45
46
47
48
49
50
51
52
53
54
55
56
57
58
59
60
34. Hecht SS, Carmella SG, Kotandeniya D, et al. Evaluation of toxicant and carcinogen metabolites in the urine of e-cigarette users versus cigarette smokers. *Nicotine Tob Res.* 2015;17(6):704-709.
 35. Shahab L, Goniewicz ML, Blount BC, et al. Nicotine, Carcinogen, and Toxin Exposure in Long-Term E-Cigarette and Nicotine Replacement Therapy Users: A Cross-sectional Study of E-Cigarettes and Toxin Exposure. *Ann Intern Med.* 2017;166(6):390-400.
 36. U.S. Food and Drug Administration. Extending Authorities to All Tobacco Products, Including E-Cigarettes, Cigars, and Hookah. 2016; <http://www.fda.gov/TobaccoProducts/Labeling/ucm388395.htm>. Accessed May 11, 2016.
 37. Centers for Disease Control and Prevention. E-cigarettes: An Emerging Public Health Challenge. *Public Health Grand Rounds* 2015; <http://www.cdc.gov/cdcgrandrounds/archives/2015/october2015.htm>. Accessed October 6 2015.
 38. Coleman BN, Rostron B, Johnson SE, et al. Electronic cigarette use among US adults in the Population Assessment of Tobacco and Health (PATH) Study, 2013–2014. *Tob Control.* 2017:tobaccocontrol-2016-053462.
 39. US Department of Human and Health Services. Preventing tobacco use among youth and young adults: a report of the Surgeon General. *Atlanta, GA: US Department of Health and Human Services, Centers for Disease Control and Prevention, National Center for Chronic Disease Prevention and Health Promotion, Office on Smoking and Health.* 2012;3.
 40. Campaign for Tobacco-Free Kids. Electronic Cigarettes and Youth. 2016; <http://www.tobaccofreekids.org/research/factsheets/pdf/0382.pdf>. Accessed November 28, 2016.
 41. Klein SM, Giovino GA, Barker DC, et al. Use of flavored cigarettes among older adolescent and adult smokers: United States, 2004–2005. *Nicotine Tob Res.* 2008;10(7):1209-1214.
 42. US Food and Drug Administration (FDA). Candy and Fruit Flavored Cigarettes Now Illegal in United States; Step is First Under New Tobacco Law. 2009; <http://www.fda.gov/NewsEvents/Newsroom/PressAnnouncements/ucm183211.htm>. Accessed November 28, 2016.
 43. Zhu SH, Sun JY, Bonnevie E, et al. Four hundred and sixty brands of e-cigarettes and counting: implications for product regulation. *Tob Control.* 2014;23 Suppl 3:iii3-9.
 44. Farsalinos KE, Romagna G, Voudris V. Factors associated with dual use of tobacco and electronic cigarettes: A case control study. *Int J Drug Policy.* 2015;26(6):595-600.
 45. Kong G, Morean ME, Cavallo DA, et al. Reasons for Electronic Cigarette Experimentation and Discontinuation Among Adolescents and Young Adults. *Nicotine Tob Res.* 2015;17(7):847-854.
 46. Ambrose BK, Day HR, Rostron B, et al. Flavored tobacco product use among us youth aged 12-17 years, 2013-2014. *JAMA.* 2015;314(17):1871-1873.
 47. Villanti AC, Johnson AL, Ambrose BK, et al. Flavored Tobacco Product Use in Youth and Adults: Findings From the First Wave of the PATH Study (2013–2014). *Am J Prev Med.* 2017;53(2):139-151.
 48. Berg CJ. Preferred flavors and reasons for e-cigarette use and discontinued use among never, current, and former smokers. *Int J Public Health.* 2016;61(2):225-236.
 49. Harrell MB, Weaver SR, Loukas A, et al. Flavored e-cigarette use: Characterizing youth, young adult, and adult users. *Prev Med Rep.* 2017;5:33-40.
 50. US Department of Health Human Services. The health consequences of smoking—50 years of progress. *A report of the Surgeon General. Atlanta, GA: US Department of Health and*

- 1
2
3
4
5
6
7
8
9
10
11
12
13
14
15
16
17
18
19
20
21
22
23
24
25
26
27
28
29
30
31
32
33
34
35
36
37
38
39
40
41
42
43
44
45
46
47
48
49
50
51
52
53
54
55
56
57
58
59
60
- Human Services, Centers for Disease Control and Prevention, National Center for Chronic Disease Prevention and Health Promotion, Office on Smoking and Health. 2014.*
51. Hymowitz N, Cummings KM, Hyland A, et al. Predictors of smoking cessation in a cohort of adult smokers followed for five years. *Tob Control.* 1997;6 Suppl 2:S57-62.
52. Zhou X, Nonnemaker J, Sherrill B, et al. Attempts to quit smoking and relapse: Factors associated with success or failure from the ATTEMPT cohort study. *Addict Behav.* 2009;34(4):365-373.
53. Office of Disease Prevention and Health Promotion, Centers for Disease Control and Prevention. Disparities Details by Race and Ethnicity for 2012 2013; <http://www.healthypeople.gov/2020/data/disparities/detail/Chart/5359/3/2012>. Accessed October 28, 2015.
54. Zhuang Y-L, Cummins SE, Sun JY, et al. Long-term e-cigarette use and smoking cessation: a longitudinal study with US population. *Tob Control.* 2016;25(Suppl 1):i90-i95.
55. Whitesell NR, Beals J, Crow CB, et al. Epidemiology and etiology of substance use among American Indians and Alaska Natives: risk, protection, and implications for prevention. *Am J Drug Alcohol Abuse.* 2012;38(5):376-382.
56. Falk DE, Yi HY, Hiller-Sturmhofel S. An epidemiologic analysis of co-occurring alcohol and tobacco use and disorders: findings from the National Epidemiologic Survey on Alcohol and Related Conditions. *Alcohol Res Health.* 2006;29(3):162-171.

Table 1. Sociodemographic Characteristics and Traditional Tobacco Use Among All Participants and by User Group

	All participants (n=82)	ENDS users (n=27) ^a	Dual users (n=28)	Cigarette smokers (n=27)	<i>p</i> -value
Age, median	41.5	33.0 ^a	41.0	46.0	0.0263
Gender, %					0.3592
Male	37.8	29.6	35.7	48.2	
Female	62.2	70.4	64.3	51.9	
Marital status, %					0.1261
Married/member of unmarried couple	42.7	44.4	28.6	55.6	
Never married/divorced/separated/widowed	57.3	55.6	71.4	44.4	
Education level, %					0.2567
At least some college	50.0	63.0	42.9	44.4	
High school diploma, GED or less	50.0	37.0	57.1	55.6	
Employment status, %					0.6162
Employed for wages/self-employed	53.7	55.6	46.4	59.3	
Other	46.3	44.4	53.6	40.7	
BMI (kg/m ²) category, %					0.1333
Normal weight	24.7	30.8	32.1	11.1	
Overweight or obese	75.3	69.2	67.9	88.9	
Traditional/sacred tobacco use in past 3 months, %					0.0366
Yes	17.5	7.4	11.5	33.3	
No	82.5	92.6	88.5	66.7	

ENDS: Electronic nicotine delivery system; BMI= body mass index; * Asked only to those who were employed for wages or self-employed; ^aENDS users significantly different from cigarette smokers at *p*<0.05

Table 2. Electronic Nicotine Delivery System (ENDS) Use Characteristics

	ENDS users (n=27)	Dual users (n=28)
Age of ENDS initiation, median	28.5	35.0
Age of regular ENDS initiation, median	30.0	36.5
Duration ENDS use, median	2.0	1.0
Type of ENDS: tank or vapor system, %	88.9	92.9
Type of ENDS: cig-a-like, %	7.4	21.4
Type of ENDS: e-cigar, %	0.0	3.6
Type of ENDS: e-pipe, %	3.7	0.0
Type of ENDS: e-hookah, %	0.0	0.0
ENDS is refillable, %	88.9	100.0
ENDS is rechargeable, %	100.0	96.4
ENDS uses cartridges, %	29.6	33.3
Nicotine concentration, %		
0mg	0.0	7.7
1-5mg	52.0	30.8
6-12mg	28.0	30.8
13-17mg	8.0	3.9
18-24mg	8.0	23.1
25mg or more	4.0	3.9
Tobacco flavor, %	18.5	39.3
Menthol flavor, %	14.8	3.6
Clove or spice, %	7.4	17.9
Fruit, %	66.7	53.6
Chocolate, %	7.4	14.3
Alcoholic drink, %	3.6	0.0
Candy/sweets, %	51.9	57.1
Other flavor, %	11.1	21.4
Number of vape sessions in lifetime*, %		
100 or less	33.3	52.0
101-200	12.5	8.0
201-300	8.3	8.0
301-400	12.5	8.0
Over 400	33.3	24.0
Average number of vape sessions per day*, %		
Less than 10 sessions	28.0	52.0
10 to 19 sessions	44.0	20.0
20 to 30 sessions	16.0	8.0
Over 30	12.0	20.0
Average number of puffs per vape session*, %		
Under 5	14.8	23.1
5-10	55.6	46.2
More than 10	29.6	30.8
Average length of vape session*, %		
1-2 minutes	33.3	25.0
3-5 minutes	40.7	28.6
6-10 minutes	18.5	25.0
Over 10 minutes	7.1	21.4

* Provided by the Ontario Tobacco Research Center

Table 3. Cigarette Smoking Characteristics Among Cigarette Dual Users and Smokers

	Dual users (n=28)	Cigarette smokers (n=27)
Cigarettes per day, median	15.0	10.0
Cigarettes per day, %		
<1 pack	57.1	59.3
≥1 pack	42.9	40.7
Age of initiation, median	15.0	14.0
Age of regular initiation, median	16.5	19.0
Duration of smoking, median	21.5	26.0
24-hour smoking quit attempt in past 12 months, %	57.1 ^a	25.9
Smokes mentholated cigarettes, %	21.4	40.7

^a Dual users significantly different from cigarette smokers at p<0.05

peer review only

Table 4. Results from Hooked on Nicotine Checklist for Assessing Loss of Autonomy Over Cigarettes and Adapted Version for Assessing Loss of Autonomy Over Electronic Nicotine Delivery Systems (ENDS)[†]

	ENDS users (n=27)	Dual users (n=28)	Cigarette smokers (n=27)	
	<i>Over ENDS</i>	<i>Over cigarettes</i>		
Individual items measured in HONC, %				
1. Have you ever tried to quit <u>cigarettes</u> [using an ENDS], but couldn't?	18.5	18.5	78.6	51.9
2. Do you <u>smoke</u> [use your ENDS] now because it is really hard to quit <u>smoking cigarettes</u> [using an ENDS]?	32.1	40.7	75.0	48.2
3. Have you ever felt like you were addicted to <u>cigarettes</u> [an ENDS]?	28.6	37.0	82.1	70.4
4. Do you ever have strong cravings to <u>smoke</u> [use an ENDS]?	50.0	59.3	96.4	85.2
5. Have you ever felt like you really needed a <u>cigarette</u> [an ENDS]?	57.1	59.3	100.0	92.6
6. Is it hard to keep from <u>smoking</u> [using an ENDS] in places where you are not supposed to? When you haven't <u>smoked cigarettes</u> [used an ENDS] for a while OR When you tried to stop <u>smoking cigarettes</u> [using an ENDS]...	35.7	25.9	53.6	44.4
7. ...did you find it hard to concentrate because you couldn't <u>smoke a cigarette</u> [use an ENDS]?	28.6	22.2	57.1	38.5
8. ...do you feel more irritable because you couldn't <u>smoke a cigarette</u> [use an ENDS]?	25.0	48.2	71.4	74.1
9. ...did you feel a strong need or urge to <u>smoke a cigarette</u> [use an ENDS]?	57.1	59.3	89.3	81.5
10. ...did you feel nervous, restless, or anxious because you couldn't <u>smoke a cigarette</u> [use an ENDS]?	28.6	37.0	75.0	55.6

[†]Substitute the underlined word with the words in square brackets for assessing loss of autonomy over ENDS

Figure 1. Median Severity of diminished autonomy over ENDS and/or cigarettes

For peer review only

1
2
3
4
5
6
7
8
9
10
11
12
13
14
15
16
17
18
19
20
21
22
23
24
25
26
27
28
29
30
31
32
33
34
35
36
37
38
39
40
41
42
43
44
45
46
47
48
49
50
51
52
53
54
55
56
57
58
59
60

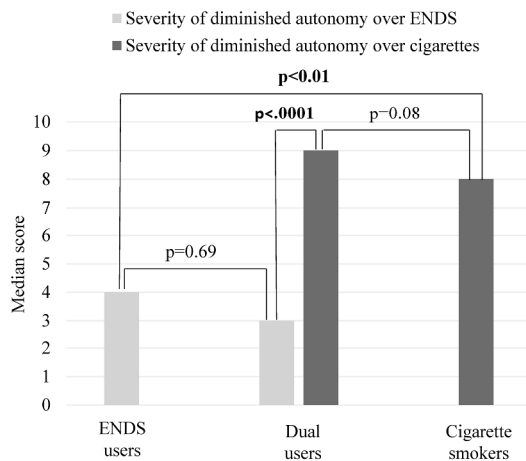


Figure 1. Median Severity of diminished autonomy over ENDS and/or cigarettes

279x361mm (300 x 300 DPI)

STROBE Statement—Checklist of items that should be included in reports of *cross-sectional studies*

	Item No	Recommendation	Page #
Title and abstract	1	(a) Indicate the study's design with a commonly used term in the title or the abstract	2
		(b) Provide in the abstract an informative and balanced summary of what was done and what was found	2
Introduction			
Background/rationale	2	Explain the scientific background and rationale for the investigation being reported	4-5
Objectives	3	State specific objectives, including any prespecified hypotheses	5
Methods			
Study design	4	Present key elements of study design early in the paper	5
Setting	5	Describe the setting, locations, and relevant dates, including periods of recruitment, exposure, follow-up, and data collection	5
Participants	6	(a) Give the eligibility criteria, and the sources and methods of selection of participants	6
Variables	7	Clearly define all outcomes, exposures, predictors, potential confounders, and effect modifiers. Give diagnostic criteria, if applicable	6-8
Data sources/ measurement	8*	For each variable of interest, give sources of data and details of methods of assessment (measurement). Describe comparability of assessment methods if there is more than one group	6-8
Bias	9	Describe any efforts to address potential sources of bias	9
Study size	10	Explain how the study size was arrived at	9
Quantitative variables	11	Explain how quantitative variables were handled in the analyses. If applicable, describe which groupings were chosen and why	6-8
Statistical methods	12	(a) Describe all statistical methods, including those used to control for confounding	9
		(b) Describe any methods used to examine subgroups and interactions	9
		(c) Explain how missing data were addressed	NA
		(d) If applicable, describe analytical methods taking account of sampling strategy	NA
		(e) Describe any sensitivity analyses	NA
Results			
Participants	13*	(a) Report numbers of individuals at each stage of study—eg numbers potentially eligible, examined for eligibility, confirmed eligible, included in the study, completing follow-up, and analysed	10
		(b) Give reasons for non-participation at each stage	10
		(c) Consider use of a flow diagram	NA
Descriptive data	14*	(a) Give characteristics of study participants (eg demographic, clinical, social) and information on exposures and potential confounders	10
		(b) Indicate number of participants with missing data for each variable of interest	NA
Outcome data	15*	Report numbers of outcome events or summary measures	NA
Main results	16	(a) Give unadjusted estimates and, if applicable, confounder-adjusted estimates and their precision (eg, 95% confidence interval). Make clear which confounders were adjusted for and why they were included	10-13

		(b) Report category boundaries when continuous variables were categorized	10-13
		(c) If relevant, consider translating estimates of relative risk into absolute risk for a meaningful time period	NA
Other analyses	17	Report other analyses done—eg analyses of subgroups and interactions, and sensitivity analyses	NA
Discussion			
Key results	18	Summarise key results with reference to study objectives	13
Limitations	19	Discuss limitations of the study, taking into account sources of potential bias or imprecision. Discuss both direction and magnitude of any potential bias	18-19
Interpretation	20	Give a cautious overall interpretation of results considering objectives, limitations, multiplicity of analyses, results from similar studies, and other relevant evidence	19
Generalisability	21	Discuss the generalisability (external validity) of the study results	18
Other information			
Funding	22	Give the source of funding and the role of the funders for the present study and, if applicable, for the original study on which the present article is based	20

*Give information separately for exposed and unexposed groups.

Note: An Explanation and Elaboration article discusses each checklist item and gives methodological background and published examples of transparent reporting. The STROBE checklist is best used in conjunction with this article (freely available on the Web sites of PLoS Medicine at <http://www.plosmedicine.org/>, Annals of Internal Medicine at <http://www.annals.org/>, and Epidemiology at <http://www.epidem.com/>). Information on the STROBE Initiative is available at www.strobe-statement.org.

BMJ Open

Electronic nicotine delivery system use behavior and loss of autonomy among American Indians--results from an observational study

Journal:	<i>BMJ Open</i>
Manuscript ID	bmjopen-2017-018469.R3
Article Type:	Research
Date Submitted by the Author:	02-Nov-2017
Complete List of Authors:	Carroll, Dana; University of Minnesota, psychiatry Wagener, Theodore; University of Oklahoma Health Sciences Center, Thompson, David; University of Oklahoma Health Sciences Center, Biostatistics and Epidemiology Stephens, Lancer; University of Oklahoma Health Sciences Center, Health Promotion Sciences Peck, Jennifer; University of Oklahoma Health Sciences Center, Biostatistics and Epidemiology Campbell, Janis; University of Oklahoma Health Sciences Center, Biostatistics and Epidemiology Beebe, Laura; University of Oklahoma Health Sciences Center, Biostatistics and Epidemiology
Primary Subject Heading:	Smoking and tobacco
Secondary Subject Heading:	Public health, Epidemiology
Keywords:	EPIDEMIOLOGY, Public health < INFECTIOUS DISEASES, PSYCHIATRY

SCHOLARONE™
Manuscripts

1
2
3 **Electronic nicotine delivery system use behavior and loss of autonomy among American**
4 **Indians- results from an observational study**
5
6
7

8 Carroll, Dana Mowls, PhD; Wagener, Theodore L., PhD; Thompson, David M., PhD; Stephens,
9 Lancer D., PhD; Peck, Jennifer D., PhD; Campbell, Janis E., PhD; Beebe, Laura A., PhD
10

11 Dana Mowls Carroll, PhD [Corresponding author]
12 Tobacco Research Programs, University of Minnesota, 717 Delaware St SE Room 251-03
13 Minneapolis, MN 55414 dcarroll@umn.edu
14
15

16 Theodore L. Wagener, PhD
17 Oklahoma Tobacco Research Center. Department of Pediatrics, University of Oklahoma Health
18 Sciences Center; 655 Research Pkwy #400, Oklahoma City, OK 73104
19

20 David M. Thompson, PhD
21 Department of Biostatistics and Epidemiology, College of Public Health, University of
22 Oklahoma Health Sciences Center; 801 N.E. 13th Street, Oklahoma City, OK 73104
23
24

25 Lancer D. Stephens, PhD
26 Department of Health Promotion Sciences, College of Public Health, University of Oklahoma
27 Health Sciences Center; 801 N.E. 13th Street, Oklahoma City, OK 73104
28
29

30 Jennifer D. Peck, PhD
31 Department of Biostatistics and Epidemiology, College of Public Health, University of
32 Oklahoma Health Sciences Center; 801 N.E. 13th Street, Oklahoma City, OK 73104
33
34

35 Janis E. Campbell, PhD
36 Department of Biostatistics and Epidemiology, College of Public Health, University of
37 Oklahoma Health Sciences Center; 801 N.E. 13th Street, Oklahoma City, OK 73104
38
39

40 Laura A. Beebe, PhD
41 Department of Biostatistics and Epidemiology, College of Public Health,
42 University of Oklahoma Health Sciences Center
43 801 N.E. 13th Street, Oklahoma City, OK 73104
44
45

46
47 **Keywords:** American Indians, Electronic Cigarettes, Cigarette Smoking Epidemiologic Studies,
48 Minority Groups, Tobacco Use, Dependence
49
50
51
52
53
54
55
56
57
58
59
60

ABSTRACT

Objective: American Indians (AI) have a high prevalence of ENDS use. However, little information exists on (ENDS) use, either alone or in combination with cigarettes (dual use), among AI. The objective of this small-scaled study was to examine use behaviors and dependence among exclusive ENDS users and dual users of AI descent. Exclusive smokers were included for comparison purposes.

Setting: Oklahoma, United States

Participants: Adults of AI descent who reported being exclusive ENDS users (n=27), dual users (n=28), or exclusive cigarette smokers (n=27).

Measures: Participants completed a detailed questionnaire on use behaviors. The Hooked on Nicotine Checklist (HONC) was used to assess loss of autonomy over cigarettes and was reworded for ENDS. Dual users completed the HONC twice. Sum of endorsed items indicated severity of diminished autonomy. Comparisons were made with nonparametric methods and statistical significance was defined as $p < 0.05$.

Results: Median duration of ENDS use was 2 years among ENDS users and 1 year among dual users. Most ENDS and dual users reported < 20 vape sessions per day (72.0% vs. 72.0%) with ≤ 10 puffs per vape session (70.4% vs. 69.2%). Severity of diminished autonomy over ENDS was similar among ENDS and dual users (medians: 4 vs 3; $p = 0.6865$). Among dual users, severity of diminished autonomy was lower for ENDS than cigarettes (medians: 3 vs 9; $p < .0001$). Comparing ENDS users to smokers, ENDS users had a lower severity of diminished autonomy (4 vs 8; $p = 0.0077$). Comparing dual users to smokers, median severity of diminished autonomy over cigarettes did not differ ($p = 0.6865$).

1
2
3 **Conclusions:** Severity of diminished autonomy was lower for ENDS than cigarettes in this small
4 sample of AI. Future, adequately-powered, studies should be conducted to fully understand
5
6
7
8 ENDS use patterns and dependence levels in this population.
9
10
11
12
13
14
15
16
17
18
19
20
21
22
23
24
25
26
27
28
29
30
31
32
33
34
35
36
37
38
39
40
41
42
43
44
45
46
47
48
49
50
51
52
53
54
55
56
57
58
59
60

For peer review only

Strengths and limitations of this study

- This is the first study to provide use and dependence data on electronic nicotine systems (ENDS) users of American Indian (AI) descent, a minority population in the US with high rates of tobacco-related disease and often underrepresented in epidemiologic and clinical research.
- This study describes a novel method for assessing loss of autonomy, a core feature of dependence, in ENDS users by adapting the Hooked on Nicotine Checklist.
- Due to the small sample size, convenience based sampling approach, and eligibility criteria, generalizations to all AIs in Oklahoma should be made with caution.
- This study relied on self-report and thus prone to recall bias.

INTRODUCTION

Electronic nicotine delivery systems (ENDS), also referred to as e-cigarettes and vaping devices, are a line of relatively new tobacco products that heat a solution, often containing nicotine and flavorants, to generate an aerosol. Although ENDS aerosol is not harmless, it generally contains fewer toxic chemicals than cigarettes—a statement backed by the United States (US) Surgeon General.¹ In August of 2016, the US Food and Drug Administration Center for Tobacco Products (US FDA CTP) was provided the authority to regulate the manufacturing, distribution, and marketing of ENDS in the US.^{2,3} To inform their regulatory action, the US FDA CTP has specifically called for research that seeks to understand use behaviors and dependence in ENDS users.⁴

ENDS use is high among American Indians and Alaskan Natives (AI/ANs).^{5,6} According to data from the 2014 US National Health Interview Survey, 11% of non-Hispanic AI/AN adults currently use ENDS compared to 5% of non-Hispanic White adults.⁶ Since a commonly reported reason for using ENDS is to help quit or reduce cigarettes⁷⁻⁹ and AI/ANs have a smoking prevalence higher than any other race group in the US,¹⁰ high rates of dual use among AI/ANs might also be expected. Unpublished data from the 2014 Oklahoma Behavioral Risk Factor Surveillance Survey and the Adult Tobacco Survey showed that approximately 5.0% of AI/ANs are exclusive ENDS users and a further 8.5% are dual users compared to 3.2% and 4.0% of non-Hispanic Whites. A major public health question surrounding dual use is whether this behavior will help or halt smoking cessation efforts.²

1
2
3 No information, to our knowledge, currently exists on use behaviors and dependence in ENDS
4 users of AI/AN descent. To address this literature gap, we describe use behaviors and loss of
5 autonomy, a core feature of dependence, in AI exclusive ENDS users and dual users of ENDS
6 and cigarettes. Since cigarette smokers have been used as a comparison group in prior studies of
7 ENDS,¹¹⁻¹³ we also present data on exclusive cigarette smokers of AI descent. The results of this
8 study will be significant for regulatory authorities, such as the US FDA CTP, and public health
9 officials who are actively trying to understand ENDS use behavior and dependence in priority
10 populations such as AIs.
11
12
13
14
15
16
17
18
19
20
21
22
23

24 **METHODS**

25 **Participant recruitment**

26
27 This study was approved by the University of Oklahoma Health Sciences Center (# 6317) and
28 the Oklahoma City Area Indian Health Service Institutional Review Board (# P-16-01-OK).
29
30

31 From March through October 2016, community-based strategies were employed to recruit adults
32 of AI descent who were in one of three groups of current tobacco use: 1) current exclusive
33 cigarette smokers, 2) current exclusive ENDS users, and 3) concurrent users of cigarettes and
34 ENDS, referred to as dual users. Recruitment strategies, previously described,¹⁴ included posting
35 recruitment ads online and study staff attending cultural events, tribal health fairs, and vape
36 shops in the state of Oklahoma.
37
38
39
40
41
42
43
44
45
46
47
48
49

50 **Participant eligibility**

51 This study's inclusion and exclusion criteria were similar to those employed in a previous study
52 of nicotine metabolism among Alaskan Native tobacco users.¹⁵ All participants had to self-report
53
54
55
56
57
58
59
60

1
2
3 AI race and at least two biological grandparents of AI race. Additionally, participants were
4
5 between 18 and 65 years of age, and able to speak, read, and write the English language.
6
7

8 Additional inclusion criteria were employed to result in a sample of “regular” users of cigarettes
9
10 and/or ENDS. A regular cigarette smoker was defined as those who have smoked at least 5
11
12 cigarettes per day for the past 3 months, smoked in the past 24 hours, and not used tobacco
13
14 products other than cigarettes in the past 3 months. A regular ENDS user was defined as
15
16 someone who used an ENDS every day for the past 3 months and in the past 24 hours, and had
17
18 not used tobacco products other than ENDS in the past 3 months. Although dual use refers to a
19
20 heterogeneous group, we defined dual users as those who smoked at least 5 cigarettes per day in
21
22 the past 3 months and in the past 24 hours, used an ENDS product every day for the past 3
23
24 months and in the past 24 hours, and not used tobacco products other than cigarettes and ENDS
25
26 in the past 3 months.
27
28
29
30
31
32
33

34 Participants were excluded from any group if they regularly used medications for seizures,
35
36 tuberculosis, or cancer; were currently involved in a tobacco cessation program or used nicotine
37
38 replacement therapy; were pregnant or breastfeeding; used illicit drugs in the 30 days prior to the
39
40 study; used alcohol or marijuana on the day of the study.
41
42
43
44

45 **Measures**

46
47 Data on age, gender, marital status, education level, employment status and body mass index
48
49 (BMI) were collected. Participants were also asked about their use of tobacco for sacred or
50
51 ceremonial purposes (i.e., traditional tobacco use), a practice common among some AI tribes.¹⁶⁻¹⁸
52
53
54
55
56
57
58
59
60

1
2
3 Since ENDS are relatively new to the marketplace and often called different names, the
4 following statement, which was adapted from the US Population Assessment of Tobacco and
5 Health (PATH)¹⁹, was read by ENDS and dual users prior to collecting information on ENDS
6 use: ‘You said you currently use an electronic nicotine product. These products are battery-
7 powered, use nicotine fluid rather than tobacco leaves, and produce vapor instead of smoke.
8 There are many different names for these devices. Some common brands include Fin, NJOY,
9 Blu, e-Go and Vuse.’ Generic photos (“cig-a-like”; tank or vapor system; e-cigar; e-pipe; e-
10 hookah) of commonly used ENDS were displayed and participants chose the photo(s) which best
11 resembled the ENDS they currently used. Participants had the option of choosing more than one.
12 Participants were also asked if the ENDS was rechargeable, refillable with e-liquid, if it used
13 cartridges, and which nicotine concentration they currently used. Since ENDS users often use
14 more than one flavor or mix flavors, participants reported all flavors they currently used.
15
16
17
18
19
20
21
22
23
24
25
26
27
28
29
30
31
32
33

34 There is not a standard or commonly accepted method for assessing frequency of ENDS use.² In
35 this study, ENDS and dual users read the following statement provided by the Ontario Tobacco
36 Research Center to assess frequency of use: ‘A session starts from your first puff and ends with
37 your last puff before you take a break to do something else. A session can last for any length of
38 time and involve any number of puffs, depending in the person. Sometimes these are called vape
39 sessions.’ Participants then responded to four questions: (1) ‘How many sessions have you had
40 with your electronic nicotine product in your lifetime?’; (2) ‘In a typical day, how many sessions
41 do you have?’; (3) ‘How long does one session typically last for you?’; (4) ‘How many puffs do
42 you typically take per session?’. Other variables collected included age of ENDS initiation, age
43 of regular ENDS initiation, and duration of use. Among exclusive ENDS users, we asked if they
44
45
46
47
48
49
50
51
52
53
54
55
56
57
58
59
60

1
2
3 were a never or former smoker. If they were a former smoker, we asked them to recall their
4
5 number of CPD when smoked and the time since smoked. We also asked dual users to recall
6
7 their number of CPD prior to ENDS initiation.
8
9

10
11
12 There are a number of questionnaires with proven utility in assessing dependence to cigarettes.²⁰⁻

13
14 ²³ The Hooked on Nicotine Checklist (HONC), a 10-item screening tool, assesses of loss of
15
16 autonomy in both adolescent and adults.^{23,24} Diminished autonomy is a core feature common to
17
18 all forms of substance dependence, including tobacco dependence.²⁴ HONC does not include
19
20 measures on heaviness or frequency of use specific to cigarette smoking (e.g., CPD). Thus, it can
21
22 be readily modified to assess loss of autonomy to non-cigarette tobacco products, such as ENDS.
23
24
25 In the present study, loss of autonomy over cigarettes was summarized using both continuous
26
27 scores (0-10) and a dichotomous measure (0=full autonomy; ≥ 1 =diminished autonomy). We
28
29 reworded the HONC to assess loss of autonomy to ENDS. Dual users completed the HONC
30
31 twice, once with regard to cigarettes and once with regard to ENDS. Loss of autonomy over
32
33 ENDS was also summarized using both continuous scores (0-10) and a dichotomous measure
34
35 (0=full autonomy; ≥ 1 =diminished autonomy).
36
37
38
39
40
41
42

43
44 Among dual users and exclusive smokers, measures of cigarette smoking were collected. These
45
46 measures included the age when participants first tried part or all of a cigarette (i.e., age of
47
48 initiation), the age when participants started smoking cigarettes regularly (i.e., age of regular
49
50 initiation), average number of cigarettes currently smoked per day (CPD), duration of cigarette
51
52 smoking, presence of a 24-hour quit attempt in the past 12 months, and use of menthol cigarettes.
53
54
55
56
57
58
59
60

Biochemical assessment of smoking status

The measurement of exhaled carbon monoxide (CO) level provides an immediate, non-invasive assessment of cigarette smoking status.²⁵ CO was collected to biochemically confirm self-reported cigarette smoking status and therefore help reduce information bias. A CO value of ≥ 10 parts per million (ppm) is commonly used to determine eligibility for studies among smokers.²⁶⁻³⁰ However, a borderline CO level between 6-9 ppm may also reflect cigarette smoking or among non-smokers it may reflect exposure to secondhand smoke or other sources of CO (e.g., car pollution).^{25,31-33} Moreover, prior studies have required CO levels of < 6 ³⁴ or < 10 ^{12,35} for confirming exclusive ENDS use. Based on this information, we did not exclude individuals from any of the three groups with a CO between 6-9 ppm. Thus, ENDS users were included if they had a CO level ≤ 9 ppm, while cigarette smokers and dual users were included in the study if they had a CO level ≥ 6 ppm.

Statistical analysis

This study focused on describing characteristics of ENDS users, dual users, and smokers of AI descent. Since the study's primary purpose was descriptive, a formal sample size calculation was not performed. Continuous and ordinal measures were described using median values and categorical measures were described by proportions. Scores and frequencies were compared between the three user groups with the nonparametric Kruskal–Wallis test for ordinal or continuous measures and with a Chi-square or Fisher's exact test for categorical measures. A p-value < 0.05 was considered statistically significant for comparison among all three user groups. Significant overall tests were followed by testing for differences between the three pairs of

1
2
3 groups, and significance was assessed using a Bonferroni adjustment of $\alpha=0.017$. Statistical
4
5 analysis was conducted in SAS 9.4.
6
7
8
9

10 RESULTS

11
12 A total of 95 individuals participated in the study: 28 ENDS users, 32 dual users, and 35
13
14 cigarette smokers. Thirteen participants (13.7%) were excluded because their CO values were
15
16 outside the range for their given tobacco use group. Therefore, results are presented for the 82
17
18 participants (27 ENDS users, 28 dual users, 27 cigarette smokers) with CO values in the
19
20 expected range given their self-reported tobacco use. **Table 1** displays data on socio-
21
22 demographic characteristics and traditional tobacco use for the 82 participants.
23
24
25
26
27
28

29 **Table 2** presents data on ENDS use behaviors. Median age first tried an ENDS was 28.5 years
30
31 among ENDS users and 35.0 years among dual users. Median age started using an ENDS
32
33 regularly was 30.0 years among ENDS users and 36.5 years among dual users. Median duration
34
35 of ENDS use was 2 years among ENDS and 1 year among dual users. When prompted with the
36
37 option to select the photo which best represented the ENDS currently being used, the vast
38
39 majority of ENDS (89%) and dual users (93%) selected a tank or vapor system. The vast
40
41 majority, if not all, of ENDS users and dual users reported currently using an ENDS which was
42
43 refillable with e-liquid (89%, 100%) and rechargeable (100%, 96%); while, one-third or less
44
45 (30%, 33%) reported using cartridges. The majority of both ENDS users (80%) and dual users
46
47 (69%) reported currently using a nicotine concentration of 12 mg or less. More than one-half of
48
49 ENDS and dual users reported using fruit (67%, 54%) and candy (52%, 57%) flavored ENDS.
50
51
52
53
54
55
56
57
58
59
60

1
2
3 Data on number of vape sessions in lifetime, vape sessions per day, puffs per vape session, and
4 length of vape session is also displayed in **Table 2**.
5
6
7
8
9

10 ENDS and dual users were asked questions to assess their smoking status prior to initiation of an
11 ENDS (data not provided in tables). The vast majority of ENDS users (92.6%) reported being
12 former cigarettes smokers. Among ENDS users who were former cigarette smokers, the median
13 CPD when smoking was 20 and the median duration since smoked cigarettes was 2 years. Dual
14 users were asked to recall CPD before initiation of an ENDS. Median CPD prior to ENDS use
15 was 20, which was significantly higher than the current median of 15 CPD.
16
17
18
19
20
21
22
23
24
25
26

27 **Table 3** presents data on cigarette smoking characteristics among dual users and exclusive
28 smokers. Median CPD was 15 among dual users and 10 among smokers. The distribution of CPD
29 did not differ between the two user groups. Distributions of age when respondents first tried
30 smoking a cigarette and started smoking cigarettes regularly did not differ between user groups.
31
32
33
34
35
36
37 A greater proportion of dual users reported a 24-hour quit attempt in the previous 12 months than
38 did smokers (57% versus 26%).
39
40
41
42
43

44 **Table 4** presents data on the ten individual items from the adapted HONC for loss of autonomy
45 over ENDS. There were no differences in the individual HONC items when comparing ENDS
46 with dual users. The proportion of ENDS users (64.3%) who had a diminished autonomy over
47 ENDS was no different than dual users (77.8%). On a scale of 0 to 10, median severity of
48 diminished autonomy over ENDS was 4 and 3 among ENDS and dual users, respectively
49
50
51
52
53
54
55
56
57
58
59
60
(**Figure 1**). Distributions in severity of diminished autonomy over ENDS did not differ when

1
2
3 comparing ENDS users with dual users. To further understand autonomy, loss of autonomy to
4 ENDS in ENDS users was compared with loss of autonomy to cigarettes in smokers. There was
5
6 no difference in proportions of diminished autonomy when comparing smokers with ENDS users
7
8 (96% versus 78%). However, distributions in severity of diminished autonomy differed. ENDS
9
10 users had significantly lower scores for severity of diminished autonomy than smokers (4 vs 8).
11
12 Furthermore, among dual users, severity of diminished autonomy over ENDS was lower than
13
14 severity of diminished autonomy over cigarettes (3 vs 9).
15
16
17
18
19
20
21

22 The proportion of dual users (100%) with diminished autonomy over cigarettes did not
23
24 significantly differ from the proportion of cigarette smokers (96.3%). Median severity of
25
26 diminished autonomy over cigarettes was 9 and 8 among dual users and smokers, respectively.
27
28 Distributions in severity of diminished autonomy over cigarettes did not differ when comparing
29
30 dual users with smokers. When examining individual items measured by the HONC, a greater
31
32 proportion of dual users than smokers said 'yes' to items 1 "Have you ever tried to quit
33
34 cigarettes, but couldn't?" (79% versus 52%; p-value =0.0372) and 2 "Do you smoke now
35
36 because it is really hard to quit smoking cigarettes?" (75% versus 48%; p-value=0.0405). There
37
38 was no difference in items 3-10.
39
40
41
42
43
44
45

46 **DISCUSSION**

47
48 This descriptive study provides novel findings about ENDS use in a small sample of AIs from
49
50 Oklahoma, a state located in the Southern Plains region of the US. Notably, this analysis was the
51
52 first of its kind to provide an in-depth description of ENDS use, including both exclusive use and
53
54 dual use with cigarettes, among AIs. Studies of this kind are a current research priority of the US
55
56
57
58
59
60

1
2
3 FDA CTP, which serves as the regulatory authority for all tobacco products in the US.^{4,36}

4
5
6 Ultimately, this study provides a more complete picture of the current tobacco use landscape and
7
8 will be informative for our future research on biomarkers of exposure in this population, as well
9
10 as for guiding regulatory authorities who are working to understand the impact of ENDS on
11
12 public health in both general and disparate populations.
13

14
15
16
17 ENDS are part of the diversifying tobacco and nicotine landscape.³⁷ Currently, there are several
18
19 gaps in how to define and classify these devices making research on ENDS difficult.²

20
21
22 Understanding characteristics of ENDS (e.g., type of device, nicotine concentration and flavor of
23
24 e-liquid) is important as these characteristics have been shown to influence use behavior.¹² Thus,
25
26 a major strength of the present study was the number of characteristics collected on ENDS use
27
28 and the usage of pictures to aid participants in selecting which product they currently used. The
29
30 vast-majority of ENDS and dual users in this sample reported using a tank or vapor system.
31
32

33
34 Additionally, most reported that their ENDS was refillable with e-liquid and rechargeable. The
35
36 majority of both dual and ENDS users reported using ENDS with nicotine concentrations of 12
37
38 mg or less. These findings are consistent with other epidemiologic surveys that have identified
39
40 rechargeable and refillable devices to more popular among ENDS users than cartridge-based or
41
42 disposable ENDS.^{12,38}
43
44

45
46
47
48 Concern surrounds flavored tobacco products as they have been disproportionately used by youth
49
50 and initiators.³⁹⁻⁴¹ Due to this, flavored cigarettes, excluding menthol flavor, were prohibited in
51
52 the US in 2009 as part of the landmark Family Smoking Prevention and Tobacco Control Act.⁴²
53
54
55 Currently, ENDS, or the e-liquid used in ENDS, come in a variety of flavors. One study
56
57
58
59
60

1
2
3 identified nearly 8,000 flavors available online and showed that the vast majority of brands
4 offered fruit, candy, and dessert flavors.⁴³ Flavors are a commonly cited reason for vaping,
5 particularly in youth and young adults.^{8,44-47} In the present study the most common flavors
6 among both ENDS and dual users were fruit and candy or sweets. Other studies have also found
7 fruit and candy flavors to be popular among ENDS users.^{48,49} None of the participants in the
8 present study reported not using any flavor. Regulatory authorities need to consider the potential
9 impact of eliminating flavors in ENDS, as their prohibition, especially fruit and candy flavors,
10 will not only reduce youth appeal but also the appeal to adult ENDS users.
11
12
13
14
15
16
17
18
19
20
21
22
23

24 Data on patterns of ENDS use is crucial for understanding the impact of these devices on public
25 health, especially among priority populations disproportionately affected by tobacco use. There
26 are no standardized methods for assessing ENDS behavior. In the present study, participants read
27 a generic definition of a 'vape session' and then were asked questions to characterize vape
28 sessions. One-third of ENDS users and more than half of dual users reported 100 or less vape
29 sessions in their lifetime. This is surprising since ENDS were used for a median duration of 1 or
30 2 years and the study eligibility which included using an ENDS every day in the past 3 months.
31 Participants may have had a hard time recalling this number and simply guessed or perhaps the
32 question was worded in a manner that caused confusion. Another explanation is the participants
33 may have underestimated their total number of vape sessions as a result of social desirability.
34 Cognitive testing of this measure should be pursued among an adequately-powered sample.
35
36 Average number of vape sessions per day varied, with most reporting less than 20 sessions per
37 day. An average of 5-10 puffs per vape session was most common among both ENDS and dual
38 users. In terms of vape sessions, most lasted for 5 minutes or less among ENDS users; while, the
39
40
41
42
43
44
45
46
47
48
49
50
51
52
53
54
55
56
57
58
59
60

1
2
3 proportion of dual users who reported a vape session lasting 1-2, 3-5, 6-10, and over 10 minutes
4
5 were similar. In addition to providing a deeper understanding of ENDS use among AIs, these
6
7 findings are relevant for researchers seeking to understand which measures should be used to
8
9 monitor patterns of ENDS use.
10
11

12
13
14 Attempts to quit smoking are considered a critical step to increasing rates of smoking cessation
15
16 and, subsequently, reducing the smoking prevalence.⁵⁰⁻⁵² Based on data from the 2013 National
17
18 Health Interview Survey, an estimated 51% of AI smokers reported attempting to quit in the past
19
20 12 months.⁵³ In the present study, the proportion of dual users who made a quit attempt was
21
22 more than twice the proportion among exclusive smokers. This finding supports previous
23
24 literature linking ENDS use to smoking cessation. For example, in a nationally representative
25
26 sample of US cigarette smokers (n=2,028), ENDS users had a higher smoking quit attempt (73%
27
28 versus 46%) and cessation (42% versus 16%) rate than non-ENDS users.⁵⁴ We did not ask
29
30 participants about their reason for using ENDS; however, there is a possibility that dual users in
31
32 the present study are similar to those in others studies who report using ENDS to quit
33
34 cigarettes.⁷⁻⁹ Dual users were asked to recall their average CPD before ENDS initiation, which
35
36 was significantly higher than their current CPD. Additionally, although there was no difference
37
38 in proportion of overall loss of autonomy measures, a higher proportion of dual users than
39
40 smokers said 'yes' to items 1 and 2 on the HONC, both of which contain language related to
41
42 quitting smoking. This observation supports the finding that a higher proportion of dual users
43
44 than smokers made a smoking quit attempt. Future cohort studies, such as the US Population
45
46 Assessment of Tobacco Use and Health, are needed to assess the causal relationship between
47
48 dual use and smoking cessation.
49
50
51
52
53
54
55
56
57
58
59
60

1
2
3
4
5
6 A major component of assessing the public health impact of ENDS use is to understand the
7
8 dependence potential in both exclusive and dual users. Since ENDS and cigarettes differ in
9
10 patterns of use, methods for assessing dependence that can facilitate comparison across products
11
12 are needed. In the present study, HONC was used to assess diminished autonomy—a core
13
14 feature of tobacco dependence.²⁴ With median scores of 4 and 3, ENDS and dual users were no
15
16 different in loss of autonomy over ENDS. Eissenberg and colleagues recently developed a
17
18 questionnaire, which contained measures from a variety of scales including the HONC, to assess
19
20 dependence to both cigarettes and ENDS.¹³ Eissenberg found ENDS users to be less dependent
21
22 on ENDS than they retrospectively reported having been dependent on cigarettes prior to
23
24 switching.¹³ Although we did not ask ENDS users who were former smokers to recall their loss
25
26 of autonomy to cigarettes, severity of loss of autonomy in ENDS users was one-half of the
27
28 severity of loss of autonomy in smokers. Future research comparing dependence scores in ENDS
29
30 users and smokers while controlling for potential confounding factors, such as age, are needed.
31
32
33
34
35
36
37
38

39 **Limitations**

40
41 Although this study has the potential to provide important information, it must be considered in
42
43 light of its limitations. The focus of this study was not on testing of hypotheses, but on
44
45 describing characteristics of ENDS users, dual users, and smokers of AI descent. Thus we did
46
47 not incorporate a formal sample size calculation. The small sample size restricted our ability to
48
49 control for potential confounders (e.g., gender, age), which have been shown to influence
50
51 tobacco use behaviors and dependence scores. The reason for this study was to determine the
52
53 feasibility of recruiting AI research participants and collecting data on their ENDS behavior. The
54
55
56
57
58
59
60

1
2
3 plan is to expand this study by recruiting a larger sample of ENDS users of AI descent and other
4
5 race groups (e.g., whites, blacks) for comparison purposes. Second, the study population was not
6
7 randomly sampled, rather participants were enrolled based on convenience using community-
8
9 based recruitment strategies. Therefore, generalizations to all AIs, including those residing in
10
11 Oklahoma, should be made with caution. Also, the exclusion criteria may further impact the
12
13 ability to generalize findings. Of most concern is that individuals who used alcohol on the day of
14
15 the study were not eligible. Alcohol use is correlated with tobacco use,^{55,56} thus restricting
16
17 eligibility to those who did not consume alcohol may harm the external validity of the findings.
18
19 Third, this study relied on self-report and thus prone to recall bias. Lastly, several of the ENDS
20
21 measures (e.g, adapted version of HONC) have yet to be validated. Future studies should be
22
23 conducted to determine the sensitivity and specificity of these measures.
24
25
26
27
28
29
30
31

32 **Conclusion**

33
34 This study provides an in-depth description of ENDS use, including both exclusive use and dual
35
36 use with cigarettes, among AIs. Ultimately, this study helps to provide a more complete picture
37
38 of the current tobacco use landscape among AIs and will be informative for regulators as well as
39
40 public health officials who are actively trying to understand behavior and dependence among
41
42 ENDS users.
43
44
45
46
47
48
49
50
51
52
53
54
55
56
57
58
59
60

FUNDING

This work was supported by the National Institute on Drug Abuse at the National Institutes of Health (grant number 1R36DA042208-01).

CONTRIBUTORSHIP STATEMENT

Conceptualization: DMC TLW DMT LDS JDP JEC LAB

Funding acquisition: DMC TLW LAB

Methodology: DMC TLW DMT LDS JDP JEC LAB

Project administration: DMC LAB

Supervision: TLW DMT LDS JDP JEC LAB

Data analysis: DMC LAB

Writing of original draft: DMC LAB

Review and editing: DMC TLW DMT LDS JDP JEC LAB

COMPETING INTERESTS STATEMENT

No competing interests to declare

ACKNOWLEDGEMENTS

We are deeply grateful for the support of the Southern Plains Tribal Health Board, the many tribal communities, and vape shops that helped make this research a success. We are also thankful for the facility support provided by the Oklahoma Shared Clinical and Translational Resources (grant number U54GM104938).

For peer review only

1
2
3
4
5
6
7
8
9
10
11
12
13
14
15
16
17
18
19
20
21
22
23
24
25
26
27
28
29
30
31
32
33
34
35
36
37
38
39
40
41
42
43
44
45
46
47
48
49
50
51
52
53
54
55
56
57
58
59
60

DATA SHARING STATEMENT

No additional data available.

For peer review only

REFERENCES

1. US Department of Human and Health Services. E-Cigarette use among youth and young adults. A report of the Surgeon General. Atlanta, GA: US Department of Health and Human Services, Centers for Disease Control and Prevention, National Center for Chronic Disease Prevention and Health Promotion, Office on Smoking and Health. 2016.
2. Walton KM, Abrams DB, Bailey WC, et al. NIH electronic cigarette workshop: developing a research agenda. *Nicotine Tob Res*. 2015;17(2):259-269.
3. Chen IL. FDA summary of adverse events on electronic cigarettes. *Nicotine Tob Res*. 2013;15(2):615-616.
4. National Institutes of Health, Office of Disease Prevention. FDA Center for Tobacco Products Research Interest Areas. Available at: <https://prevention.nih.gov/tobacco-regulatory-science-program/research-priorities>. Accessed May, 2015.
5. Schmidt L, Reidmohr A, Harwell TS, et al. Prevalence and Reasons for Initiating Use of Electronic Cigarettes Among Adults in Montana, 2013. *Prev Chronic Dis*. 2014;11:E204.
6. Schoenborn CA, Gindi RM. Electronic cigarette use among adults: United States, 2014. *NCHS data brief*. 2015;217:1-8.
7. Wong LP, Mohamad Shakir SM, Alias H, et al. Reasons for Using Electronic Cigarettes and Intentions to Quit Among Electronic Cigarette Users in Malaysia. *J Community Health*. 2016;41(6):1101-1109.
8. Rutten LJF, Blake KD, Agunwamba AA, et al. Use of e-cigarettes among current smokers: associations among reasons for use, quit intentions, and current tobacco use. *Nicotine Tob Res*. 2015;17(10):1228-1234.
9. Dawkins L, Turner J, Roberts A, et al. 'Vaping' profiles and preferences: an online survey of electronic cigarette users. *Addiction*. 2013;108(6):1115-1125.
10. US Department of Health, Human Services. The health consequences of smoking—50 years of progress: A report of the surgeon general. Atlanta, GA: US Department of Health and Human Services, Centers for Disease Control and Prevention, National Center for Chronic Disease Prevention and Health Promotion, Office on Smoking and Health. 2014;17.
11. Hecht SS, Carmella SG, Kotandeniya D, et al. Evaluation of toxicant and carcinogen metabolites in the urine of e-Cigarette users versus cigarette smokers. *Nicotine Tob Res*. 2015;17(6):704-709.
12. Wagener TL, Floyd EL, Stepanov I, et al. Have combustible cigarettes met their match? The nicotine delivery profiles and harmful constituent exposures of second-generation and third-generation electronic cigarette users. *Tob Control*. 2017;26:e23– e28.
13. Foulds J, Veldheer S, Yingst J, et al. Development of a Questionnaire for Assessing Dependence on Electronic Cigarettes Among a Large Sample of Ex-Smoking E-cigarette Users. *Nicotine Tob Res*. 2015;17(2):186-192.
14. Carroll DM, Brame LS, Stephens LD, et al. Community-Based Study Recruitment of American Indian Cigarette Smokers and Electronic Cigarette Users. *J Community health*. 2017. doi: 10.1007/s10900-017-0401-0. [Epub ahead of print]
15. Renner CC, Lanier AP, Lindgren B, et al. Tobacco use among southwestern Alaska Native people. *Nicotine Tob Res*. 2013;15(2):401-406.
16. U.S. Department of Health and Human Services. Tobacco Use Among U.S. Racial/Ethnic Minority Groups—African Americans, American Indians and Alaska Natives, Asian Americans and Pacific Islanders, and Hispanics: A Report of the Surgeon General. Atlanta, Georgia: U.S.:

- 1
2
3
4 Department of Health and Human Services, Centers for Disease Control and Prevention,
5 National Center for Chronic Disease Prevention and Health Promotion, Office on Smoking
6 and Health;1998.
- 7 17. Eichner JE, Cravatt K, Beebe LA, et al. Tobacco use among American Indians in Oklahoma: an
8 epidemiologic view. *Public Health Rep.* 2005;120(2):192.
- 9 18. Tobacco Education and Prevention Technical Support Center, California Rural Indian Health
10 Board. Commercial Tobacco 101 and Traditional Tobacco Use. Community Tobacco
11 Educators Training: Learning Module. Available at: [http://www.keepitsacred.org/wp-](http://www.keepitsacred.org/wp-content/uploads/sites/5/2015/06/CRIHB-Commercial-Tobacco-101.pdf)
12 [content/uploads/sites/5/2015/06/CRIHB-Commercial-Tobacco-101.pdf](http://www.keepitsacred.org/wp-content/uploads/sites/5/2015/06/CRIHB-Commercial-Tobacco-101.pdf). Accessed November
13 4, 2015.
- 14 19. National Institutes of Health's National Institute on Drug Abuse (NIH/NIDA), Food and Drug
15 Administration (FDA). PATH Study Data Collection Instruments. Available at:
16 [file:///C:/Users/dmowls/Downloads/2_PATH_Study_Data_Collection_Instruments%20\(4\).pd](file:///C:/Users/dmowls/Downloads/2_PATH_Study_Data_Collection_Instruments%20(4).pdf)
17 [f](file:///C:/Users/dmowls/Downloads/2_PATH_Study_Data_Collection_Instruments%20(4).pdf). Accessed November 29, 2016.
- 18 20. Kozlowski LT, Porter CQ, Orleans CT, et al. Predicting smoking cessation with self-reported
19 measures of nicotine dependence: FTQ, FTND, and HSI. *Drug Alcohol Depend.*
20 1994;34(3):211-216.
- 21 21. Heatherton TF, Kozlowski LT, Frecker RC, et al. The Fagerstrom Test for Nicotine
22 Dependence: a revision of the Fagerstrom Tolerance Questionnaire. *Br J Addict.*
23 1991;86(9):1119-1127.
- 24 22. Piper ME, McCarthy DE, Bolt DM, et al. Assessing dimensions of nicotine dependence: an
25 evaluation of the Nicotine Dependence Syndrome Scale (NDSS) and the Wisconsin Inventory
26 of Smoking Dependence Motives (WISDM). *Nicotine Tob Res.* 2008;10(6):1009-1020.
- 27 23. DiFranza JR, Savageau JA, Fletcher K, et al. Measuring the loss of autonomy over nicotine
28 use in adolescents: the DANDY (Development and Assessment of Nicotine Dependence in
29 Youths) study. *Arch Pediatr Adolesc Med.* 2002;156(4):397-403.
- 30 24. Wellman RJ, DiFranza JR, Savageau JA, et al. Measuring adults' loss of autonomy over
31 nicotine use: the Hooked on Nicotine Checklist. *Nicotine Tob Res.* 2005;7(1):157-161.
- 32 25. Deveci SE, Deveci F, Aik Y, et al. The measurement of exhaled carbon monoxide in healthy
33 smokers and non-smokers. *Respir Med.* 2004;98(6):551-556.
- 34 26. Polosa R, Caponnetto P, Maglia M, et al. Success rates with nicotine personal vaporizers: a
35 prospective 6-month pilot study of smokers not intending to quit. *BMC public health.*
36 2014;14:1159.
- 37 27. Lerman C, Schnoll RA, Hawk LW, et al. Use of the nicotine metabolite ratio as a genetically
38 informed biomarker of response to nicotine patch or varenicline for smoking cessation: a
39 randomised, double-blind placebo-controlled trial. *Lancet Respir Med.* 2015;3(2):131-138.
- 40 28. Jorenby DE, Smith SS, Fiore MC, et al. Varying nicotine patch dose and type of smoking
41 cessation counseling. *JAMA.* 1995;274(17):1347-1352.
- 42 29. Anthenelli RM, Benowitz NL, West R, et al. Neuropsychiatric safety and efficacy of
43 varenicline, bupropion, and nicotine patch in smokers with and without psychiatric disorders
44 (EAGLES): a double-blind, randomised, placebo-controlled clinical trial. *Lancet.* 2016.
- 45 30. Benowitz NL, Jacob III P, Ahijevych K, et al. Biochemical verification of tobacco use and
46 cessation. *Nicotine Tob Res.* 2002;4(2).
- 47 31. Jarvis MJ, Tunstall-Pedoe H, Feyerabend C, et al. Comparison of tests used to distinguish
48 smokers from nonsmokers. *AmJ Public Health.* 1987;77(11):1435-1438.
- 49 32. Middleton ET, Morice AH. Breath carbon monoxide as an indication of smoking habit. *Chest.*
50 2000;117(3):758-763.
- 51
52
53
54
55
56
57
58
59
60

- 1
2
3
4
5
6
7
8
9
10
11
12
13
14
15
16
17
18
19
20
21
22
23
24
25
26
27
28
29
30
31
32
33
34
35
36
37
38
39
40
41
42
43
44
45
46
47
48
49
50
51
52
53
54
55
56
57
58
59
60
33. Covita. Smokerlyzer For Use with Micro + Pro User Manual. Available at: <https://covita.net/assets/micro-pro-manual---issue-1.pdf>. Accessed April 25, 2017.
 34. Hecht SS, Carmella SG, Kotandeniya D, et al. Evaluation of toxicant and carcinogen metabolites in the urine of e-cigarette users versus cigarette smokers. *Nicotine Tob Res.* 2015;17(6):704-709.
 35. Shahab L, Goniewicz ML, Blount BC, et al. Nicotine, Carcinogen, and Toxin Exposure in Long-Term E-Cigarette and Nicotine Replacement Therapy Users. A Cross-sectional Study. *Ann Intern Med.* 2017;166(6):390-400.
 36. U.S. Food and Drug Administration. FDA's New Regulations for E-Cigarettes, Cigares, and ALL OTHER TOBACCO PRODUCTS. Extending Authorities to All Tobacco Products, Including E-Cigarettes, Cigars, and Hookah. Available at: <https://www.fda.gov/TobaccoProducts/Labeling/RulesRegulationsGuidance/ucm394909.htm>. Accessed November, 2017.
 37. Centers for Disease Control and Prevention. E-cigarettes: An Emerging Public Health Challenge. *Public Health Grand Rounds* 2015; Available at: <http://www.cdc.gov/cdcgrandrounds/archives/2015/october2015.htm>. Accessed October 6 2015.
 38. Coleman BN, Rostron B, Johnson SE, et al. Electronic cigarette use among US adults in the Population Assessment of Tobacco and Health (PATH) Study, 2013–2014. *Tob Control.* 2017;0:1–10.
 39. US Department of Human and Health Services. Preventing tobacco use among youth and young adults: a report of the Surgeon General. Atlanta, GA: US Department of Health and Human Services, Centers for Disease Control and Prevention, National Center for Chronic Disease Prevention and Health Promotion, Office on Smoking and Health. 2012;3.
 40. Campaign for Tobacco-Free Kids. Electronic Cigarettes and Youth. Available at: <http://www.tobaccofreekids.org/research/factsheets/pdf/0382.pdf>. Accessed November 28, 2016.
 41. Klein SM, Giovino GA, Barker DC, et al. Use of flavored cigarettes among older adolescent and adult smokers: United States, 2004--2005. *Nicotine Tob Res.* 2008;10(7):1209-1214.
 42. US Food and Drug Administration (FDA). Candy and Fruit Flavored Cigarettes Now Illegal in United States; Step is First Under New Tobacco Law. Available at: <http://www.fda.gov/NewsEvents/Newsroom/PressAnnouncements/ucm183211.htm>. Accessed November 28, 2016.
 43. Zhu SH, Sun JY, Bonnevie E, et al. Four hundred and sixty brands of e-cigarettes and counting: implications for product regulation. *Tob Control.* 2014;23 Suppl 3:iii3-9.
 44. Farsalinos KE, Romagna G, Voudris V. Factors associated with dual use of tobacco and electronic cigarettes: A case control study. *Int J Drug Policy.* 2015;26(6):595-600.
 45. Kong G, Morean ME, Cavallo DA, et al. Reasons for Electronic Cigarette Experimentation and Discontinuation Among Adolescents and Young Adults. *Nicotine Tob Res.* 2015;17(7):847-854.
 46. Ambrose BK, Day HR, Rostron B, et al. Flavored tobacco product use among us youth aged 12-17 years, 2013-2014. *JAMA.* 2015;314(17):1871-1873.
 47. Villanti AC, Johnson AL, Ambrose BK, et al. Flavored Tobacco Product Use in Youth and Adults: Findings From the First Wave of the PATH Study (2013–2014). *Am J Prev Med.* 2017;53(2):139-151.
 48. Berg CJ. Preferred flavors and reasons for e-cigarette use and discontinued use among never, current, and former smokers. *Int J Public Health.* 2016;61(2):225-236.

- 1
2
3
4
5
6
7
8
9
10
11
12
13
14
15
16
17
18
19
20
21
22
23
24
25
26
27
28
29
30
31
32
33
34
35
36
37
38
39
40
41
42
43
44
45
46
47
48
49
50
51
52
53
54
55
56
57
58
59
60
49. Harrell MB, Weaver SR, Loukas A, et al. Flavored e-cigarette use: Characterizing youth, young adult, and adult users. *Prev Med Rep.* 2017;5:33-40.
50. US Department of Health Human Services. The health consequences of smoking—50 years of progress. A report of the Surgeon General. Atlanta, GA: US Department of Health and Human Services, Centers for Disease Control and Prevention, National Center for Chronic Disease Prevention and Health Promotion, Office on Smoking and Health. 2014.
51. Hymowitz N, Cummings KM, Hyland A, et al. Predictors of smoking cessation in a cohort of adult smokers followed for five years. *Tob Control.* 1997;6 Suppl 2:S57-62.
52. Zhou X, Nonnemaker J, Sherrill B, et al. Attempts to quit smoking and relapse: Factors associated with success or failure from the ATTEMPT cohort study. *Addict Behav.* 2009;34(4):365-373.
53. Office of Disease Prevention and Health Promotion, Centers for Disease Control and Prevention. Disparities Details by Race and Ethnicity for 2012 2013. Available at: <http://www.healthypeople.gov/2020/data/disparities/detail/Chart/5359/3/2012>. Accessed October 28, 2015.
54. Zhuang Y-L, Cummins SE, Sun JY, et al. Long-term e-cigarette use and smoking cessation: a longitudinal study with US population. *Tob Control.* 2016;25(Suppl 1):i90-i95.
55. Whitesell NR, Beals J, Crow CB, et al. Epidemiology and etiology of substance use among American Indians and Alaska Natives: risk, protection, and implications for prevention. *Am J Drug Alcohol Abuse.* 2012;38(5):376-382.
56. Falk DE, Yi HY, Hiller-Sturmhofel S. An epidemiologic analysis of co-occurring alcohol and tobacco use and disorders: findings from the National Epidemiologic Survey on Alcohol and Related Conditions. *Alcohol Res Health.* 2006;29(3):162-171.

Table 1. Sociodemographic Characteristics and Traditional Tobacco Use Among All Participants and by User Group

	All participants (n=82)	ENDS users (n=27) ^a	Dual users (n=28)	Cigarette smokers (n=27)	<i>p-value</i>
Age, median	41.5	33.0 ^a	41.0	46.0	0.0263
Gender, %					0.3592
Male	37.8	29.6	35.7	48.2	
Female	62.2	70.4	64.3	51.9	
Marital status, %					0.1261
Married/member of unmarried couple	42.7	44.4	28.6	55.6	
Never married/divorced/separated/widowed	57.3	55.6	71.4	44.4	
Education level, %					0.2567
At least some college	50.0	63.0	42.9	44.4	
High school diploma, GED or less	50.0	37.0	57.1	55.6	
Employment status, %					0.6162
Employed for wages/self-employed	53.7	55.6	46.4	59.3	
Other	46.3	44.4	53.6	40.7	
BMI (kg/m ²) category, %					0.1333
Normal weight	24.7	30.8	32.1	11.1	
Overweight or obese	75.3	69.2	67.9	88.9	
Traditional/sacred tobacco use in past 3 months, %					0.0366
Yes	17.5	7.4	11.5	33.3	
No	82.5	92.6	88.5	66.7	

ENDS: Electronic nicotine delivery system; BMI= body mass index; * Asked only to those who were employed for wages or self-employed; ^aENDS users significantly different from cigarette smokers at $p < 0.05$

Table 2. Electronic Nicotine Delivery System (ENDS) Use Characteristics

	ENDS users (n=27)	Dual users (n=28)
Age of ENDS initiation, median	28.5	35.0
Age of regular ENDS initiation, median	30.0	36.5
Duration ENDS use, median	2.0	1.0
Type of ENDS: tank or vapor system, %	88.9	92.9
Type of ENDS: cig-a-like, %	7.4	21.4
Type of ENDS: e-cigar, %	0.0	3.6
Type of ENDS: e-pipe, %	3.7	0.0
Type of ENDS: e-hookah, %	0.0	0.0
ENDS is refillable, %	88.9	100.0
ENDS is rechargeable, %	100.0	96.4
ENDS uses cartridges, %	29.6	33.3
Nicotine concentration, %		
0mg	0.0	7.7
1-5mg	52.0	30.8
6-12mg	28.0	30.8
13-17mg	8.0	3.9
18-24mg	8.0	23.1
25mg or more	4.0	3.9
Tobacco flavor, %	18.5	39.3
Menthol flavor, %	14.8	3.6
Clove or spice, %	7.4	17.9
Fruit, %	66.7	53.6
Chocolate, %	7.4	14.3
Alcoholic drink, %	3.6	0.0
Candy/sweets, %	51.9	57.1
Other flavor, %	11.1	21.4
Number of vape sessions in lifetime*, %		
100 or less	33.3	52.0
101-200	12.5	8.0
201-300	8.3	8.0
301-400	12.5	8.0
Over 400	33.3	24.0
Average number of vape sessions per day*, %		
Less than 10 sessions	28.0	52.0
10 to 19 sessions	44.0	20.0
20 to 30 sessions	16.0	8.0
Over 30	12.0	20.0
Average number of puffs per vape session*, %		
Under 5	14.8	23.1
5-10	55.6	46.2
More than 10	29.6	30.8
Average length of vape session*, %		
1-2 minutes	33.3	25.0
3-5 minutes	40.7	28.6
6-10 minutes	18.5	25.0
Over 10 minutes	7.1	21.4

* Provided by the Ontario Tobacco Research Center

Table 3. Cigarette Smoking Characteristics Among Cigarette Dual Users and Smokers

	Dual users (n=28)	Cigarette smokers (n=27)
Cigarettes per day, median	15.0	10.0
Cigarettes per day, %		
<1 pack	57.1	59.3
≥1 pack	42.9	40.7
Age of initiation, median	15.0	14.0
Age of regular initiation, median	16.5	19.0
Duration of smoking, median	21.5	26.0
24-hour smoking quit attempt in past 12 months, %	57.1 ^a	25.9
Smokes mentholated cigarettes, %	21.4	40.7

^a Dual users significantly different from cigarette smokers at p<0.05

peer review only

Table 4. Results from Hooked on Nicotine Checklist for Assessing Loss of Autonomy Over Cigarettes and Adapted Version for Assessing Loss of Autonomy Over Electronic Nicotine Delivery Systems (ENDS)[†]

	ENDS users (n=27)	Dual users (n=28)	Cigarette smokers (n=27)	
	<i>Over ENDS</i>	<i>Over cigarettes</i>		
Individual items measured in HONC, %				
1. Have you ever tried to quit <u>cigarettes</u> [using an ENDS], but couldn't?	18.5	18.5	78.6	51.9
2. Do you <u>smoke</u> [use your ENDS] now because it is really hard to quit <u>smoking cigarettes</u> [using an ENDS]?	32.1	40.7	75.0	48.2
3. Have you ever felt like you were addicted to <u>cigarettes</u> [an ENDS]?	28.6	37.0	82.1	70.4
4. Do you ever have strong cravings to <u>smoke</u> [use an ENDS]?	50.0	59.3	96.4	85.2
5. Have you ever felt like you really needed a <u>cigarette</u> [an ENDS]?	57.1	59.3	100.0	92.6
6. Is it hard to keep from <u>smoking</u> [using an ENDS] in places where you are not supposed to? When you haven't <u>smoked cigarettes</u> [used an ENDS] for a while OR When you tried to stop <u>smoking cigarettes</u> [using an ENDS]...	35.7	25.9	53.6	44.4
7. ...did you find it hard to concentrate because you couldn't <u>smoke a cigarette</u> [use an ENDS]?	28.6	22.2	57.1	38.5
8. ...do you feel more irritable because you couldn't <u>smoke a cigarette</u> [use an ENDS]?	25.0	48.2	71.4	74.1
9. ...did you feel a strong need or urge to <u>smoke a cigarette</u> [use an ENDS]?	57.1	59.3	89.3	81.5
10. ...did you feel nervous, restless, or anxious because you couldn't <u>smoke a cigarette</u> [use an ENDS]?	28.6	37.0	75.0	55.6

[†]Substitute the underlined word with the words in square brackets for assessing loss of autonomy over ENDS

Figure 1. Median Severity of diminished autonomy over ENDS and/or cigarettes

For peer review only

1
2
3
4
5
6
7
8
9
10
11
12
13
14
15
16
17
18
19
20
21
22
23
24
25
26
27
28
29
30
31
32
33
34
35
36
37
38
39
40
41
42
43
44
45
46
47
48
49
50
51
52
53
54
55
56
57
58
59
60

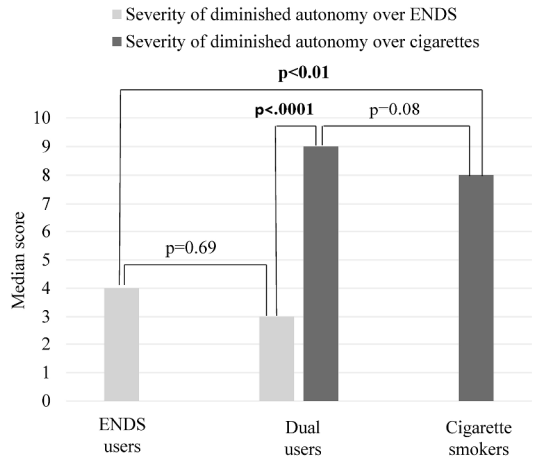


Figure 1. Median Severity of diminished autonomy over ENDS and/or cigarettes

279x361mm (300 x 300 DPI)

STROBE Statement—Checklist of items that should be included in reports of *cross-sectional studies*

	Item No	Recommendation	Page #
Title and abstract	1	(a) Indicate the study's design with a commonly used term in the title or the abstract	2
		(b) Provide in the abstract an informative and balanced summary of what was done and what was found	2
Introduction			
Background/rationale	2	Explain the scientific background and rationale for the investigation being reported	4-5
Objectives	3	State specific objectives, including any prespecified hypotheses	5
Methods			
Study design	4	Present key elements of study design early in the paper	5
Setting	5	Describe the setting, locations, and relevant dates, including periods of recruitment, exposure, follow-up, and data collection	5
Participants	6	(a) Give the eligibility criteria, and the sources and methods of selection of participants	6
Variables	7	Clearly define all outcomes, exposures, predictors, potential confounders, and effect modifiers. Give diagnostic criteria, if applicable	6-8
Data sources/ measurement	8*	For each variable of interest, give sources of data and details of methods of assessment (measurement). Describe comparability of assessment methods if there is more than one group	6-8
Bias	9	Describe any efforts to address potential sources of bias	9
Study size	10	Explain how the study size was arrived at	9
Quantitative variables	11	Explain how quantitative variables were handled in the analyses. If applicable, describe which groupings were chosen and why	6-8
Statistical methods	12	(a) Describe all statistical methods, including those used to control for confounding	9
		(b) Describe any methods used to examine subgroups and interactions	9
		(c) Explain how missing data were addressed	NA
		(d) If applicable, describe analytical methods taking account of sampling strategy	NA
		(e) Describe any sensitivity analyses	NA
Results			
Participants	13*	(a) Report numbers of individuals at each stage of study—eg numbers potentially eligible, examined for eligibility, confirmed eligible, included in the study, completing follow-up, and analysed	10
		(b) Give reasons for non-participation at each stage	10
		(c) Consider use of a flow diagram	NA
Descriptive data	14*	(a) Give characteristics of study participants (eg demographic, clinical, social) and information on exposures and potential confounders	10
		(b) Indicate number of participants with missing data for each variable of interest	NA
Outcome data	15*	Report numbers of outcome events or summary measures	NA
Main results	16	(a) Give unadjusted estimates and, if applicable, confounder-adjusted estimates and their precision (eg, 95% confidence interval). Make clear which confounders were adjusted for and why they were included	10-13

		(b) Report category boundaries when continuous variables were categorized	10-13
		(c) If relevant, consider translating estimates of relative risk into absolute risk for a meaningful time period	NA
Other analyses	17	Report other analyses done—eg analyses of subgroups and interactions, and sensitivity analyses	NA
Discussion			
Key results	18	Summarise key results with reference to study objectives	13
Limitations	19	Discuss limitations of the study, taking into account sources of potential bias or imprecision. Discuss both direction and magnitude of any potential bias	18-19
Interpretation	20	Give a cautious overall interpretation of results considering objectives, limitations, multiplicity of analyses, results from similar studies, and other relevant evidence	19
Generalisability	21	Discuss the generalisability (external validity) of the study results	18
Other information			
Funding	22	Give the source of funding and the role of the funders for the present study and, if applicable, for the original study on which the present article is based	20

*Give information separately for exposed and unexposed groups.

Note: An Explanation and Elaboration article discusses each checklist item and gives methodological background and published examples of transparent reporting. The STROBE checklist is best used in conjunction with this article (freely available on the Web sites of PLoS Medicine at <http://www.plosmedicine.org/>, Annals of Internal Medicine at <http://www.annals.org/>, and Epidemiology at <http://www.epidem.com/>). Information on the STROBE Initiative is available at www.strobe-statement.org.