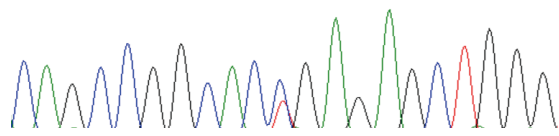
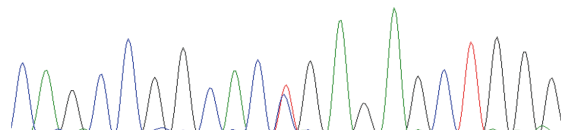


A C A G C C G G C A C C G A G A G C T G G G



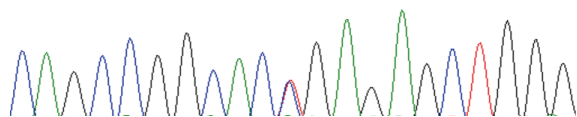
F1-I-2, c.1855C>T (p.(Arg619*))

B C A G C C G G C A C T G A G A G C T G G G



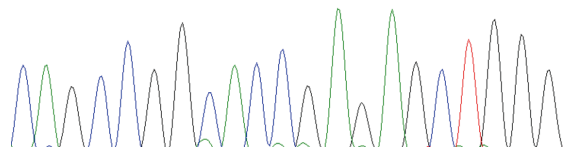
F1-II-3, c.1855C>T (p.(Arg619*))

C C A G C C G G C A C C G A G A G C T G G G



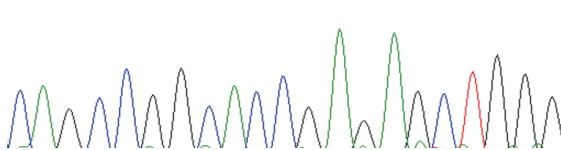
F1-III-1, c.1855C>T (p.(Arg619*))

D C A G C C G G C A C C G A G A G C T G G G



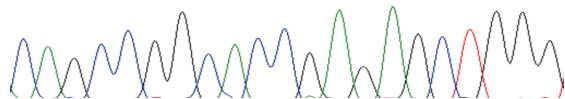
F1-I-1, no mutation

E C A G C C G G C A C C G A G A G C T G G G



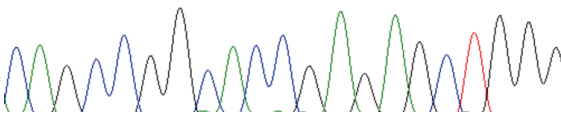
F1-II-2, no mutation

F C A G C C G G C A C C G A G A G C T G G G



F1-II-4, no mutation

G C A G C C G G C A C C G A G A G C T G G G



F1-III-3, no mutation

Supplemental figure 1