

Figure 7; Panel A


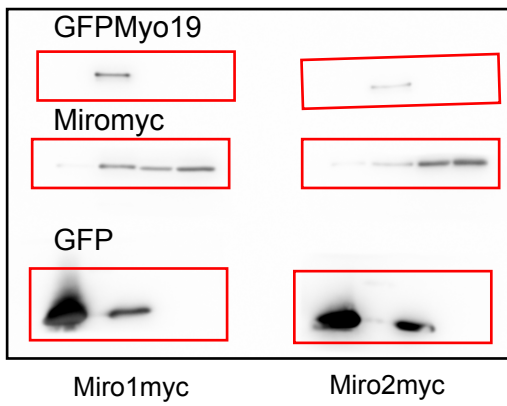


Figure 7; Panel B (anti-Myo19) - WT




Figure 7; Panel B (anti-actin) - WT




Figure 7; Panel B (anti-Myo19) - M1KO




Figure 7; Panel B (anti-actin) - M1KO




Figure 7; Panel B (anti-Myo19) - M2KO




Figure 7; Panel B (anti-actin) - M2KO




Figure 7; Panel B (anti-Myo19) - DKO




Figure 7; Panel B (anti-actin) - DKO



Figure 7; Panel D (anti-Myo19)




Figure 7; Panel D (anti-actin)




Figure 7; Panel F (anti-Miro1)

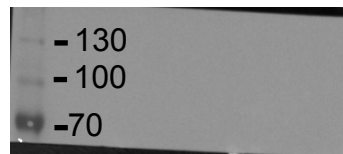


Figure 7; Panel F (anti-Myo19)




Figure 7; Panel F (anti-PDHE1a)

