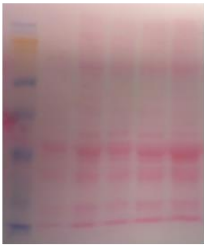


S1 Fig

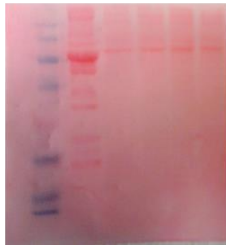
(a) ECM proteins
for Figure 1

SM 0 1 2 3 4



(b) OXPHOS proteins
for Figure 2

SM 0 1 2 3 4



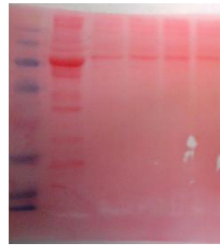
(c) Myogenin & ECM
proteins for Figure 4 &5

SM 0 1 2 3 4



(d) OXPHOS proteins
for Figure 6

SM 0 1 2 3 4



(e) ECM proteins
for Figure 7

SM 0 1 2 3 4

