

Fig1B, panels left and right; probed to reveal RNAs derived from the reporter system (left) or *ACT1* as a control (right)

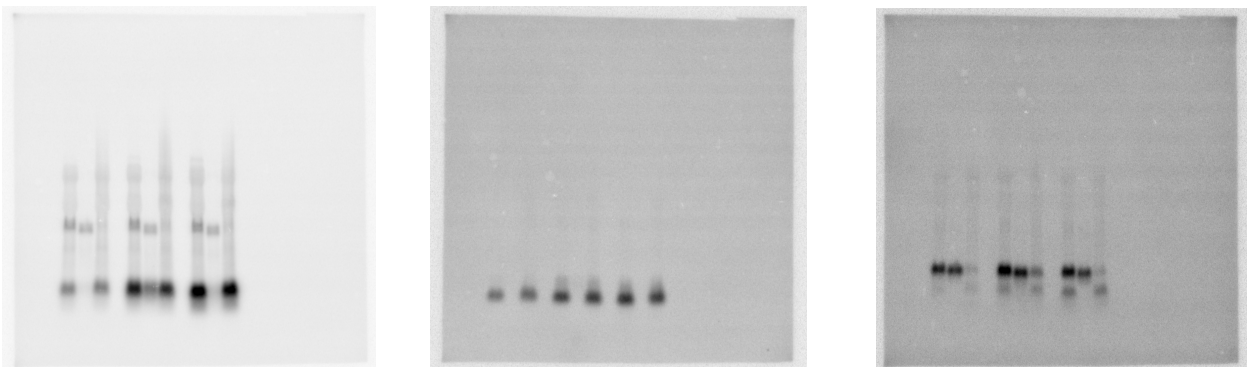


Fig1C, probed to reveal RNAs derived from the reporter system (left), U4snRNA or *RPS28A* as a control (right); the U4snRNA signal is visible on the right blot because of incomplete stripping

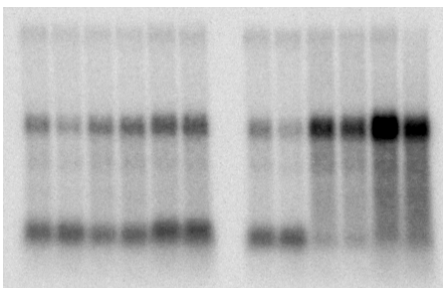


Fig1D, probed to reveal RNAs derived from the reporter system.

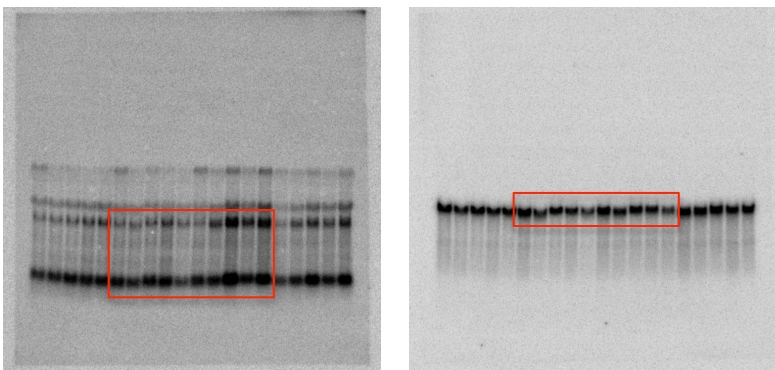


Fig1E, probed to reveal RNAs derived from the reporter system (left) and *ACT1* (right).