

# THE LANCET

## Gastroenterology & Hepatology

### Supplementary appendix

This appendix formed part of the original submission and has been peer reviewed. We post it as supplied by the authors.

Supplement to: Scally B, Emberson JR, Spata E, et al. Effects of gastroprotectant drugs for the prevention and treatment of peptic ulcer disease and its complications: a meta-analysis of randomised trials. *Lancet Gastroenterol Hepatol* 2018; published online Feb 20. [http://dx.doi.org/10.1016/S2468-1253\(18\)30037-2](http://dx.doi.org/10.1016/S2468-1253(18)30037-2).

# Effects of gastroprotectants for the prevention and treatment of peptic ulcer disease and its complications: meta-analysis of randomised trials

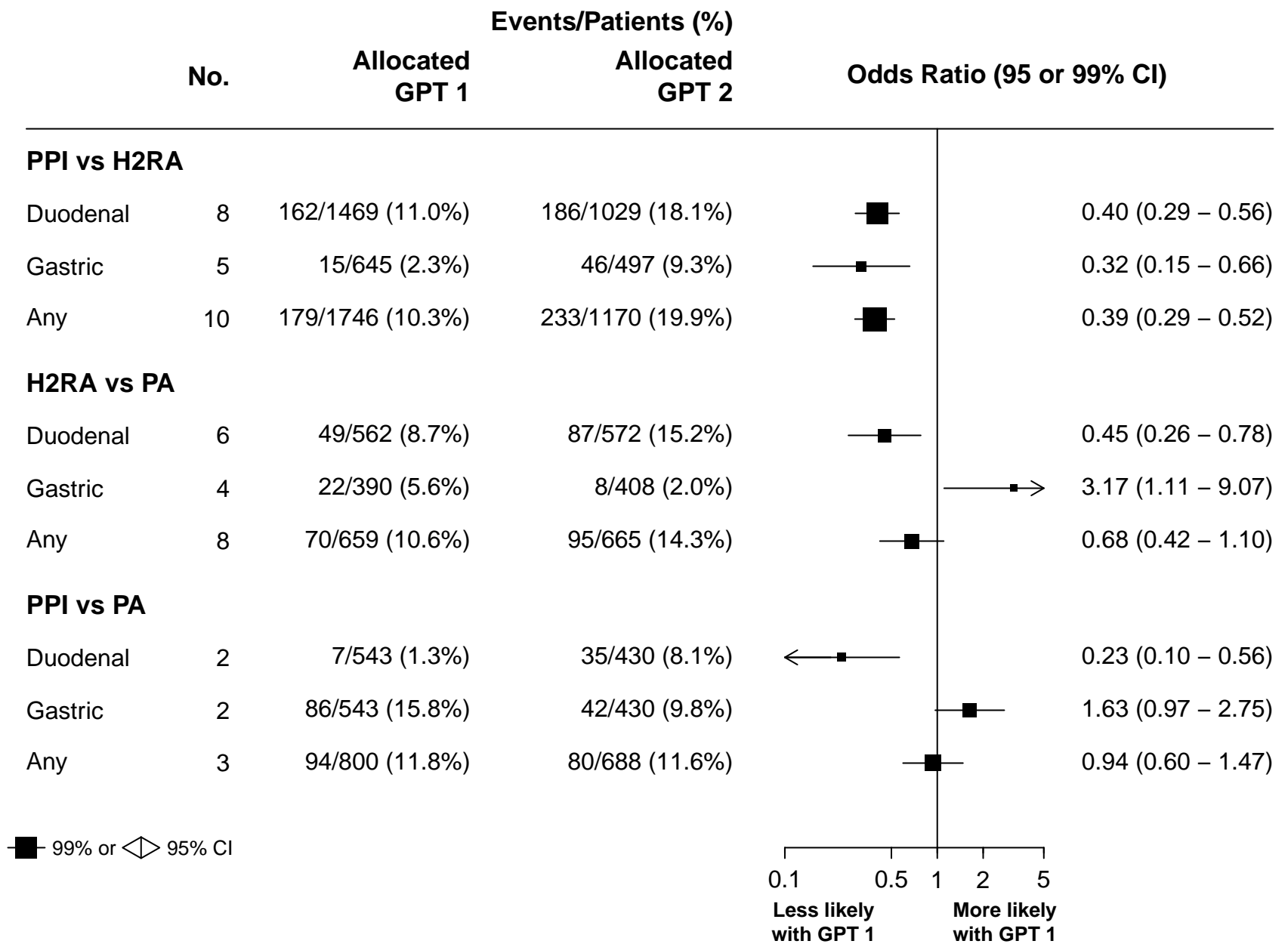
## Supplementary appendix

	Pg
<b>Box: Definition of study outcomes used in the meta-analysis</b>	<b>2</b>
<b>Webfigures 1-6: Prevention Trials</b>	
Comparison of gastroprotectants on any endoscopic ulcer	3
Effects of gastroprotectants on any endoscopic ulcer	4
Effects of individual gastroprotectant drugs on any symptomatic ulcer	5
Effects of gastroprotectants on bleeds	6
Effects of proton pump inhibitors on endoscopic and symptomatic ulcers, bleeds and all-cause mortality, subdivided by use of NSAIDs	7
Effects of esomeprazole, omeprazole, cimetidine and ranitidine on any endoscopic ulcer, by dose studied	8
<b>Webfigures 7-9: Healing trials</b>	
Comparison of gastroprotectants on endoscopic ulcer healing	9
Effects of individual gastroprotectant drugs on endoscopic ulcer healing	10
Effects of esomeprazole, omeprazole, cimetidine and ranitidine on endoscopic ulcers, by dose studied	11
<b>Webfigures 10-12, 13a-e: Acute UGI bleeding trials</b>	
Comparison of gastroprotectants on further bleeding, need for blood transfusion, endoscopic intervention, surgery and all-cause mortality	12
Effects of gastroprotectants on further bleeding, need for blood transfusion, endoscopic intervention, surgery and all-cause mortality (acute UGI bleeding treatment trials of <u>peptic ulcer</u> )	13
Effects of gastroprotectants on further bleeding, need for blood transfusion, endoscopic intervention, surgery and all-cause mortality (acute UGI bleeding treatment trials of <u>uncertain aetiology</u> )	14
Effects of individual gastroprotectant drugs on:	15-19
a) further bleeding	
b) blood transfusion	
c) endoscopic interventions	
d) surgery	
e) all-cause mortality	
<b>Webfigures 14a-b: Prevention trials – effects on main outcomes by method of allocation concealment and method of blinding of investigators and patients</b>	<b>20-21</b>
<b>Webfigures 15a-c: ‘Funnel’ plots for the main outcomes for each drug class in the prevention (15a), healing (15b) and acute UGI bleeding (15c) trials</b>	<b>22-24</b>
<b>Webfigures 16a-i: Direct comparisons versus ‘network’ meta-analytic approach</b>	<b>25-33</b>
a) Prevention trials: effects on any endoscopic ulcer	
b) Prevention trials: effects on any symptomatic ulcer	
c) Prevention trials: effects on bleeds	
d) Prevention trials: effects on all-cause mortality	
e) Healing trials: effects on endoscopic ulcer healing	
f) Acute UGI bleeding trials: effects on further bleeding	
g) Acute UGI bleeding trials: effects on blood transfusion	
h) Acute UGI bleeding trials: effects on surgery	
i) Acute UGI bleeding trials: effects on all-cause mortality	
<b>Electronic Search Strategy</b>	<b>34-36</b>
<b>Webtables 1-7: Full list of eligible trials, with references</b>	<b>37-91</b>

## Box. Definitions of study outcomes used in the meta-analysis

<b>Trial population</b>	<b>Outcome</b>	<b>Summary of trialists' definitions</b>
<b>Prevention</b>	Endoscopic ulcers	Lesions $\geq 5$ mm (or $\geq 3$ mm in older studies). Perception of 'depth' within lesion at endoscopy.
	Symptomatic ulcers	Any subjective clinical symptoms that a clinician may associate with peptic ulcer disease. Commonly described symptoms were dyspepsia or epigastric pain.
	Bleeding	Based on a range of clinical, biochemical and endoscopic parameters.
	Perforation	Based on clinical assessment, usually including imaging with erect chest x-ray.
	Obstruction	Based on clinical assessment.
	All-cause mortality	Death from any cause
<b>Healing</b>	Endoscopic ulcer healing	Endoscopic evidence of complete healing. Changes of scarring and mucosal regeneration were accepted as evidence of healing.
	All-cause mortality	Death from any cause
<b>Acute UGI bleeding treatment</b>	Further bleeding	Failure to establish initial haemostasis or any episode of upper gastrointestinal bleeding that occurred after initial haemostasis was established
	Blood transfusion	Any requirement for patients to receive red blood cell transfusion
	Endoscopic interventions	Any further endoscopic interventions that were performed after initial haemostasis was established
	Surgery	Any surgical interventions that were performed after initial haemostasis was established
	All-cause mortality	Death from any cause

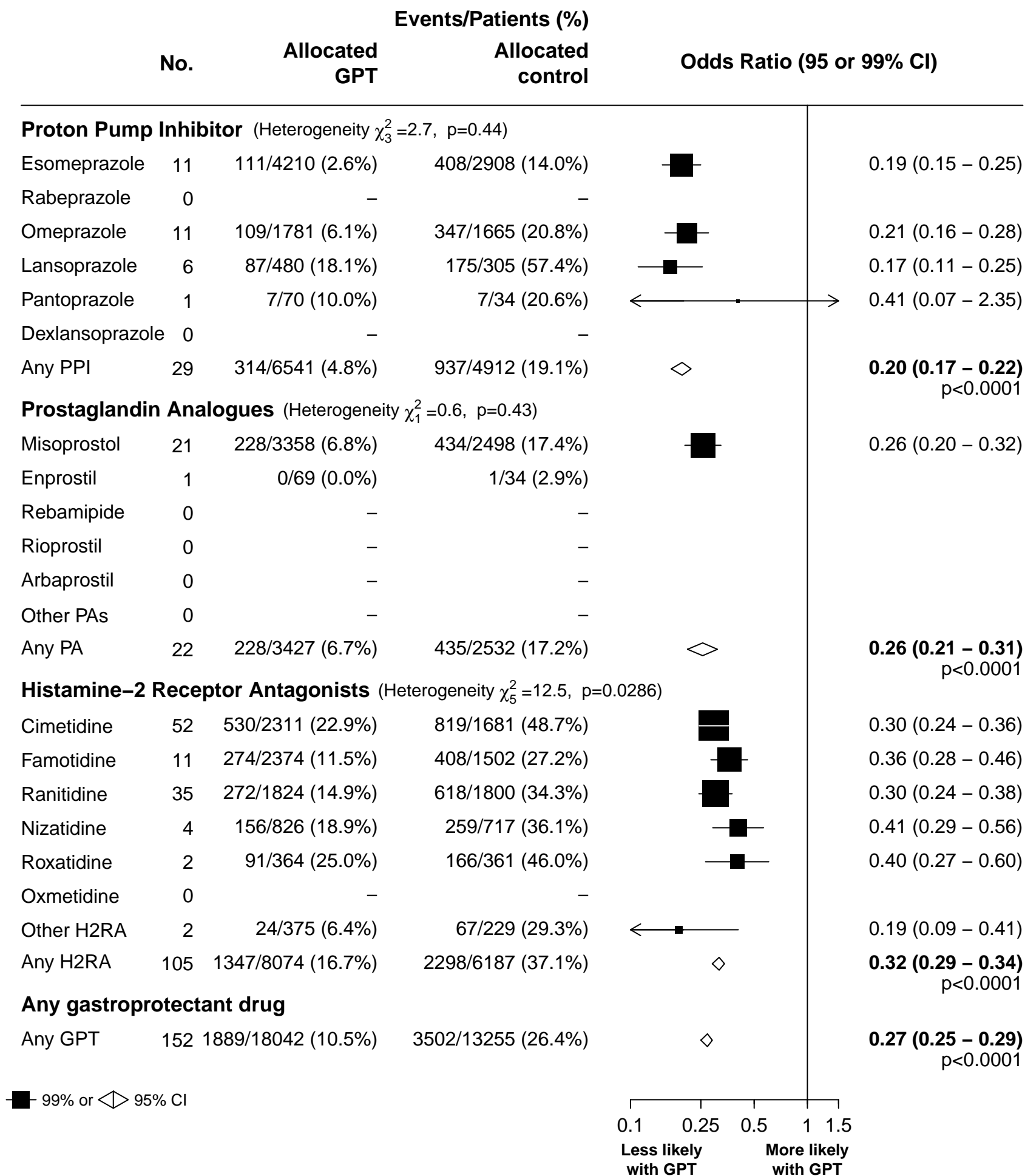
**Webfigure 1: Prevention trials – comparison of gastroprotectants on any endoscopic ulcer**



PPI=Proton pump inhibitors, PA=Prostaglandin analogues, H2RA=Histamine-2 receptor antagonists

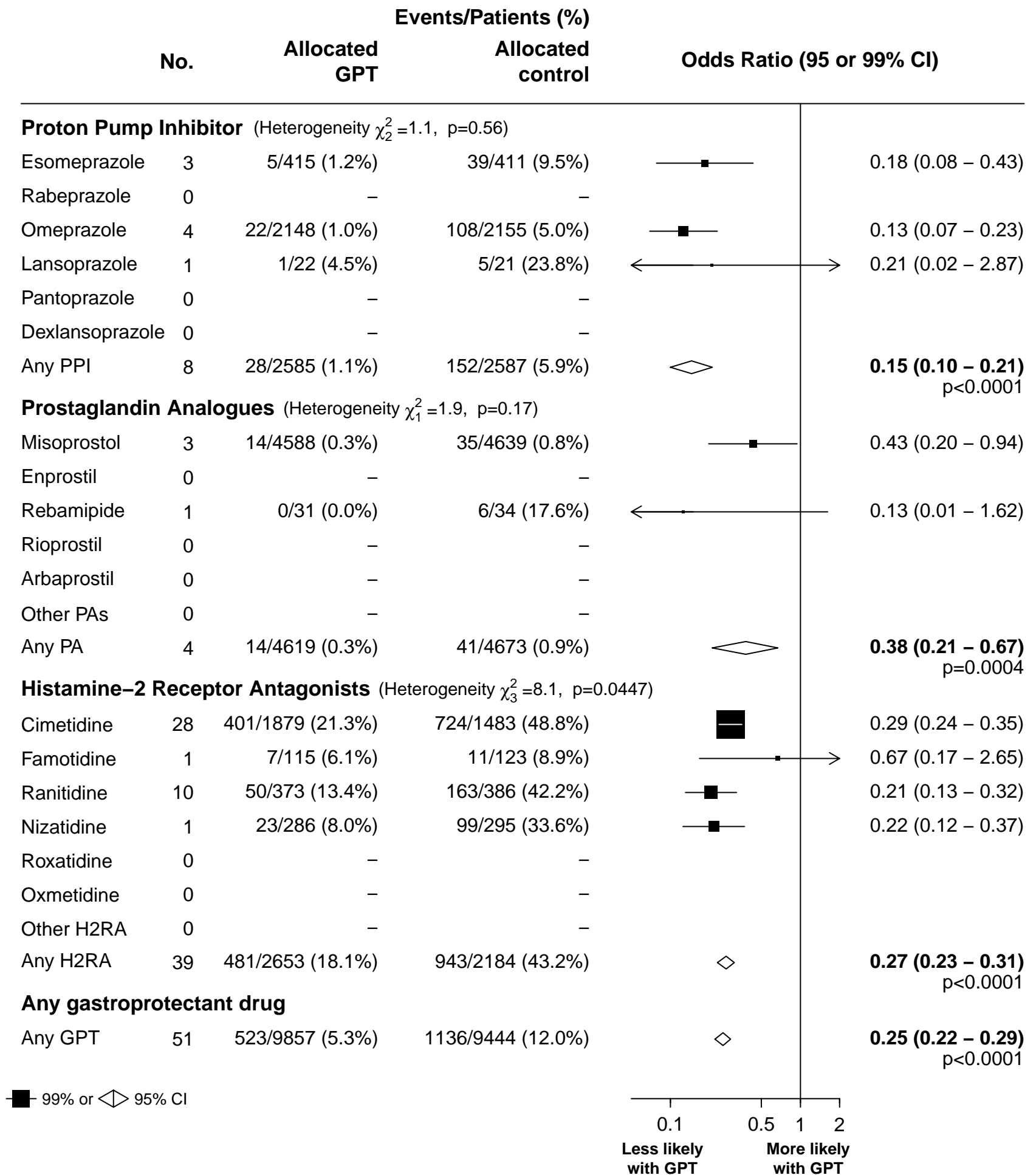
There was one trial comparing PA + H2RA versus H2RA (misoprostol + ranitidine vs ranitidine) with 3/25 vs 14/28 endoscopic ulcers.

**Webfigure 2: Prevention trials – effects of gastroprotectants on any endoscopic ulcer**



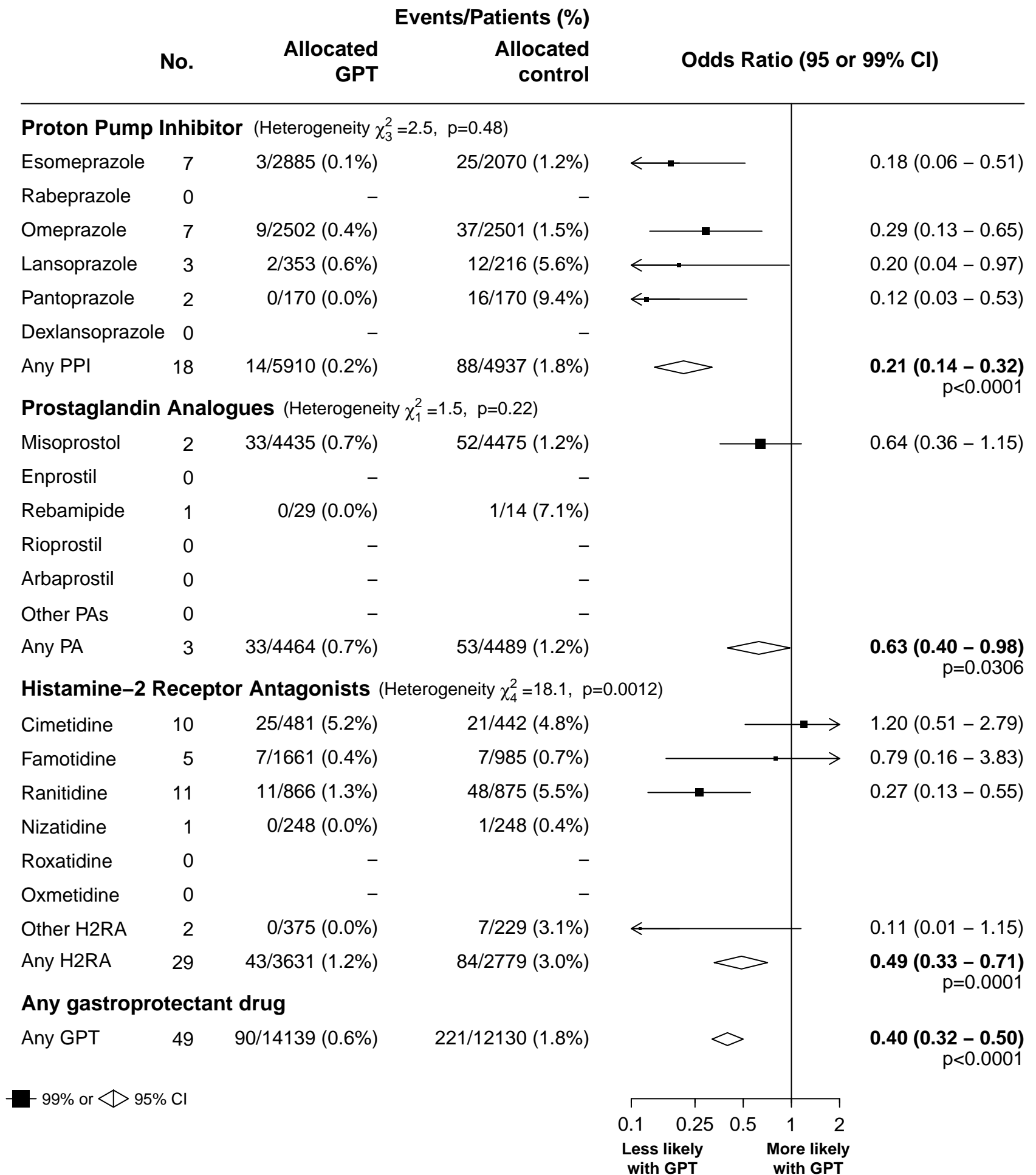
PPI=Proton pump inhibitors, PA=Prostaglandin analogues, H2RA=Histamine–2 receptor antagonists, GPT=Gastroprotectant drug

**Webfigure 3: Prevention trials – effects of individual gastroprotectant drugs on any symptomatic ulcer**



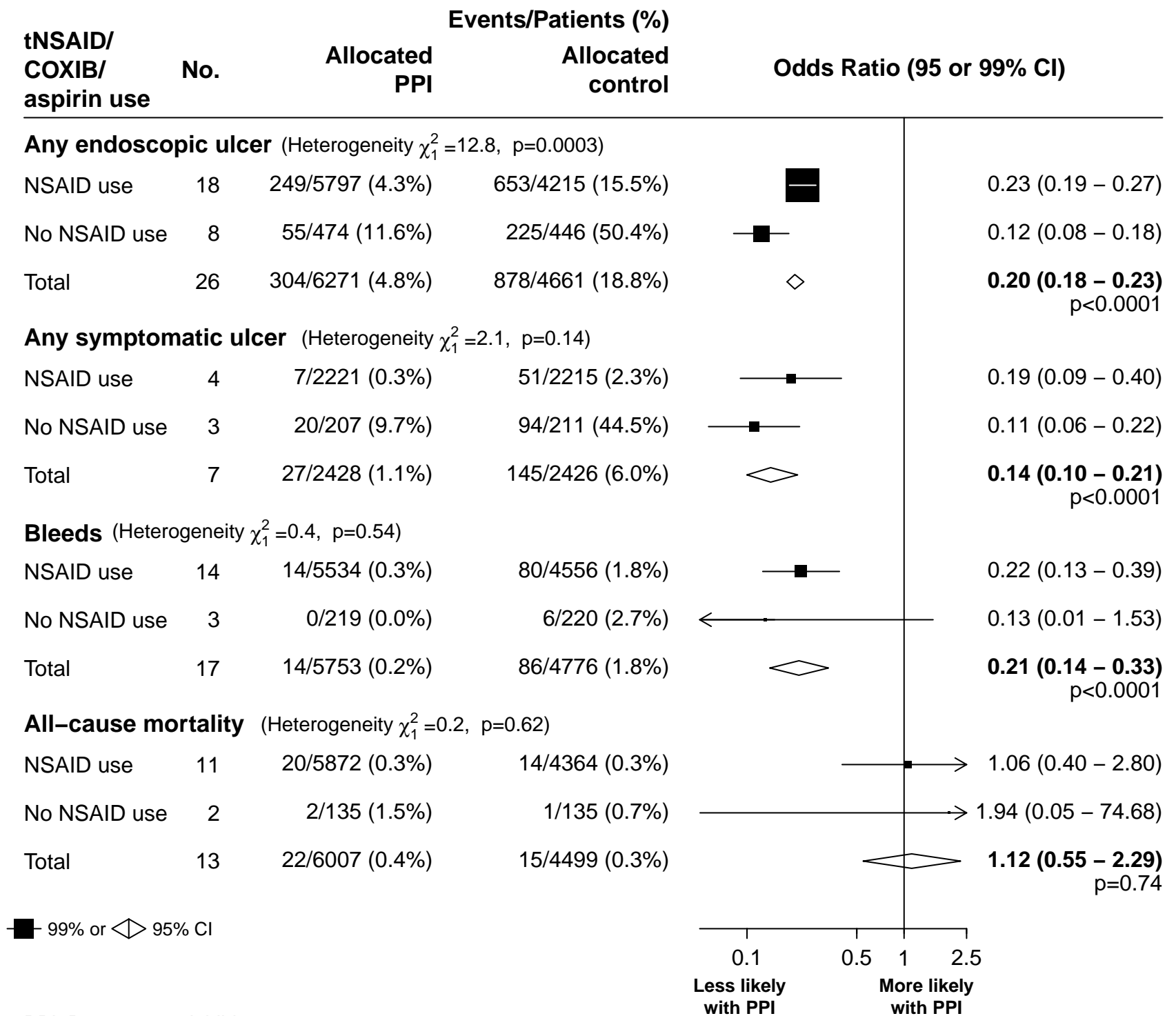
PPI=Proton pump inhibitors, PA=Prostaglandin analogues, H2RA=Histamine–2 receptor antagonists, GPT=Gastroprotectant drug

**Webfigure 4: Prevention trials – effects of gastroprotectants on bleeds**



PPI=Proton pump inhibitors, PA=Prostaglandin analogues, H2RA=Histamine–2 receptor antagonists, GPT=Gastroprotectant drug

**Webfigure 5: Prevention trials – effects of proton pump inhibitors on endoscopic and symptomatic ulcers, bleeds and all-cause mortality, subdivided by use of NSAIDs**



**Trial categorization:**

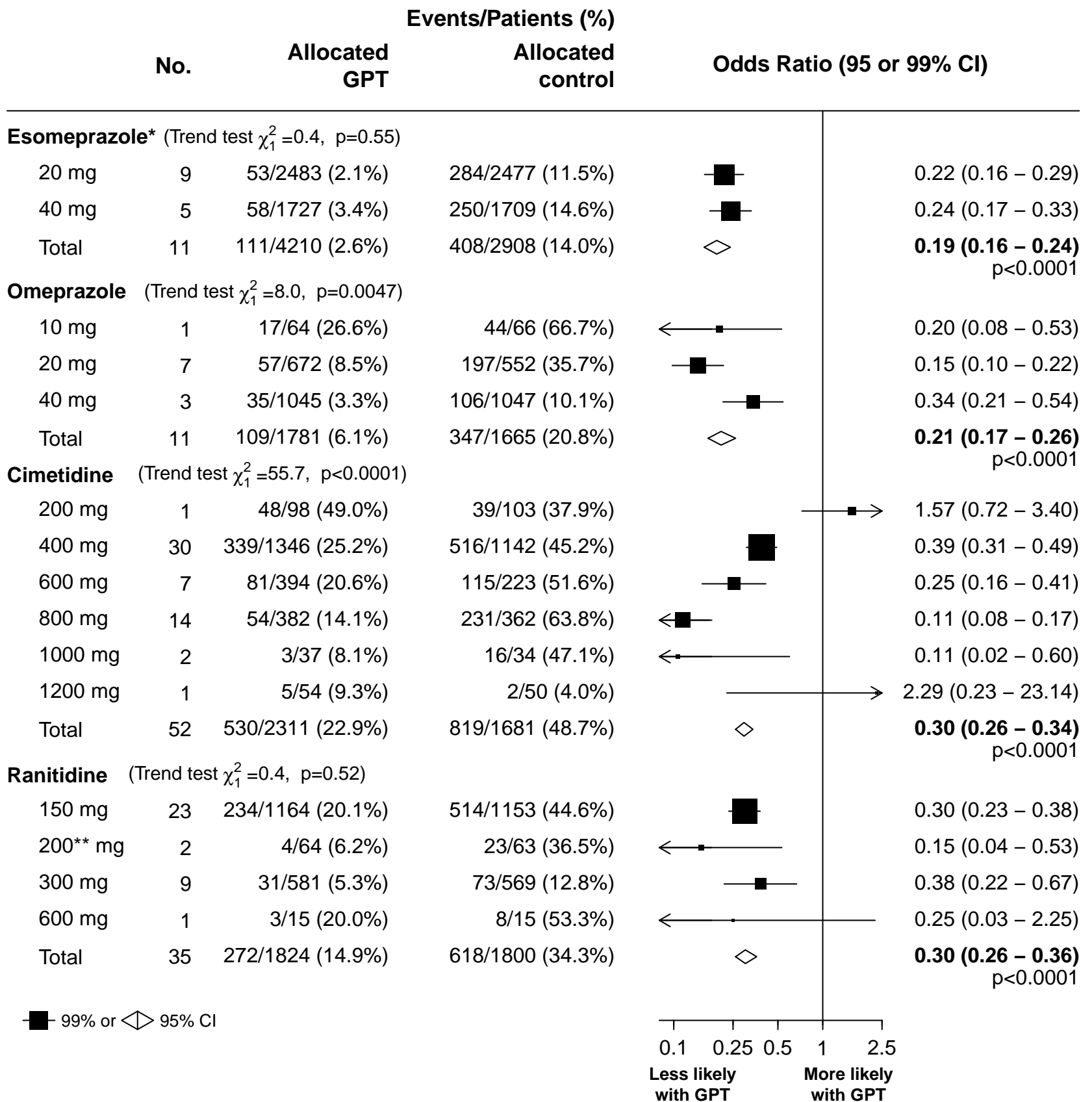
NSAID use: greater than or equal to 80% of patients took a tNSAID, COXIB or aspirin.

No NSAID use: less than 80% of patients took a tNSAID, COXIB or aspirin.

The results for trials in which information about NSAID use at baseline was unavailable were similar to those with data available: any endoscopic ulcer RR=0.12 (0.06–0.25) unavailable vs 0.20 (0.18–0.23) available; any symptomatic ulcer RR=0.14 (0.03–1.80) unavailable vs 0.14 (0.10–0.21) available; bleeds no data for unavailable; all-cause mortality RR=0.87 (0.28–2.75) unavailable vs 1.12 (0.55–2.29) available.



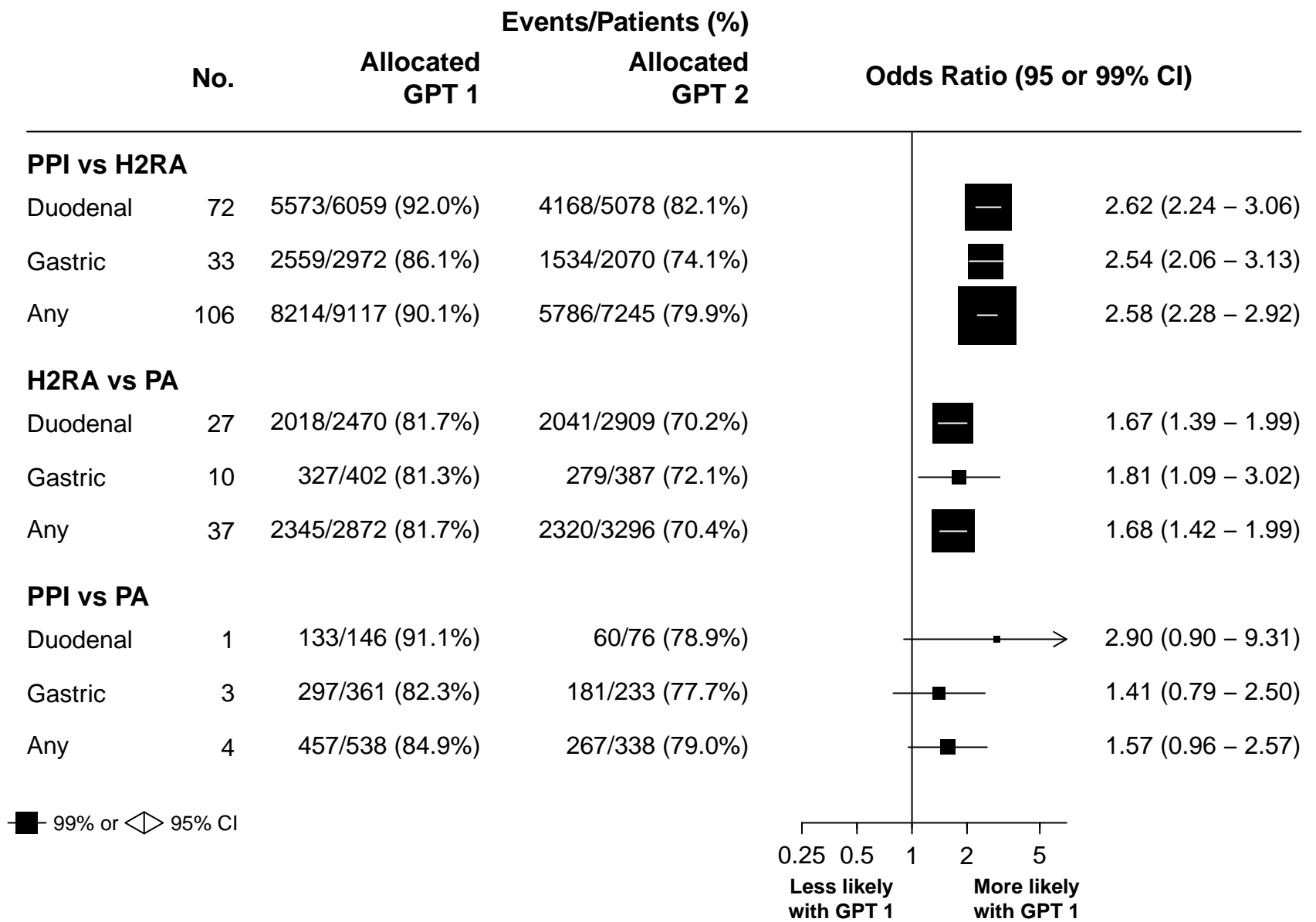
**Webfigure 6: Prevention trials – effects of esomeprazole, omeprazole, cimetidine and ranitidine on any endoscopic ulcer, by dose studied**



\*Some trials involve 20mg vs 40mg vs control, which happened to lead both dose-specific estimates being less extreme than the overall estimate.

\*\*Penston (1993) trial was included in this dose group which reported a ranitidine dose of 225 mg.

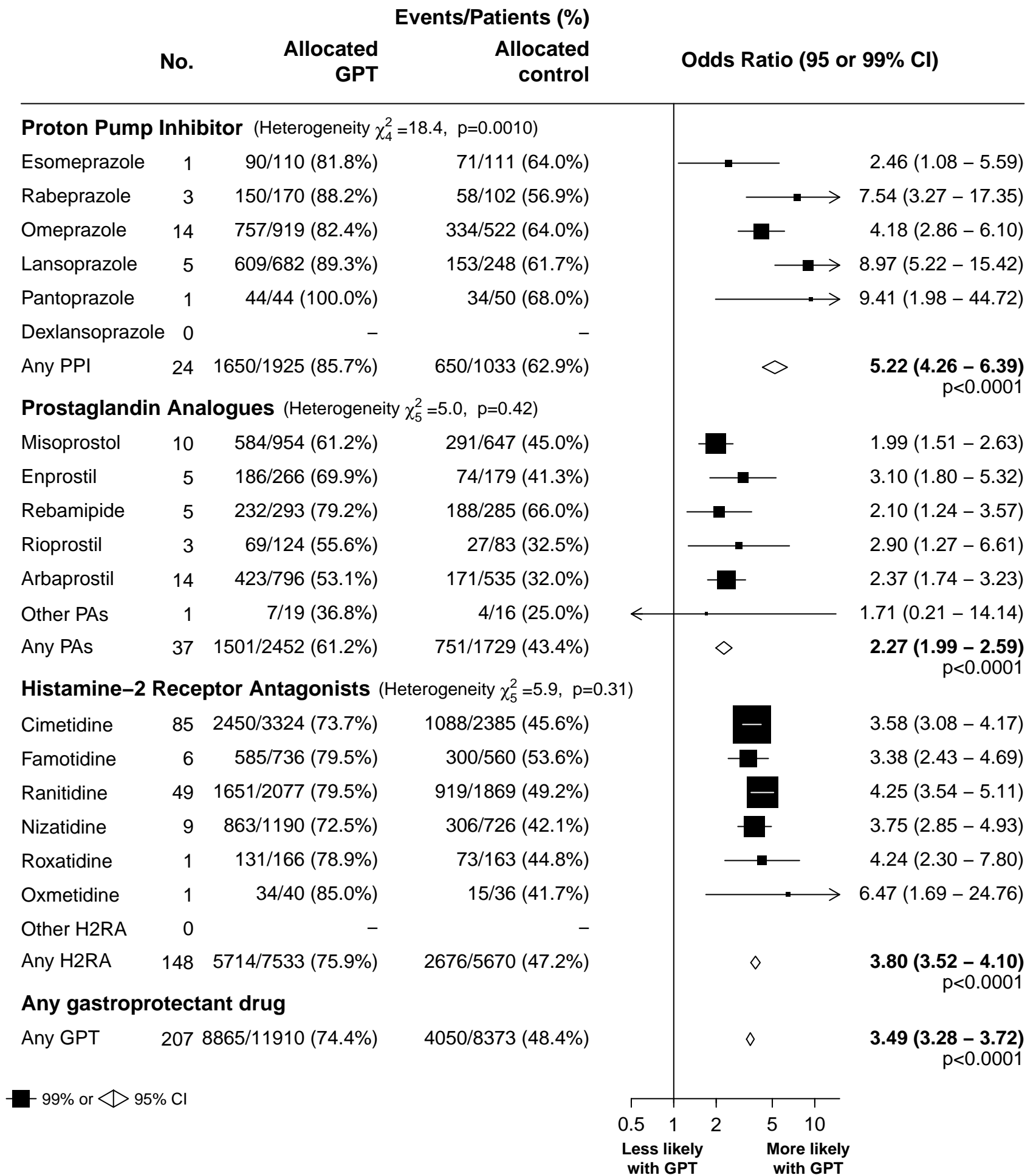
## Webfigure 7: Healing trials – comparison of gastroprotectants on endoscopic ulcer healing



PPI=Proton pump inhibitors, PA=Prostaglandin analogues, H2RA=Histamine-2 receptor antagonists

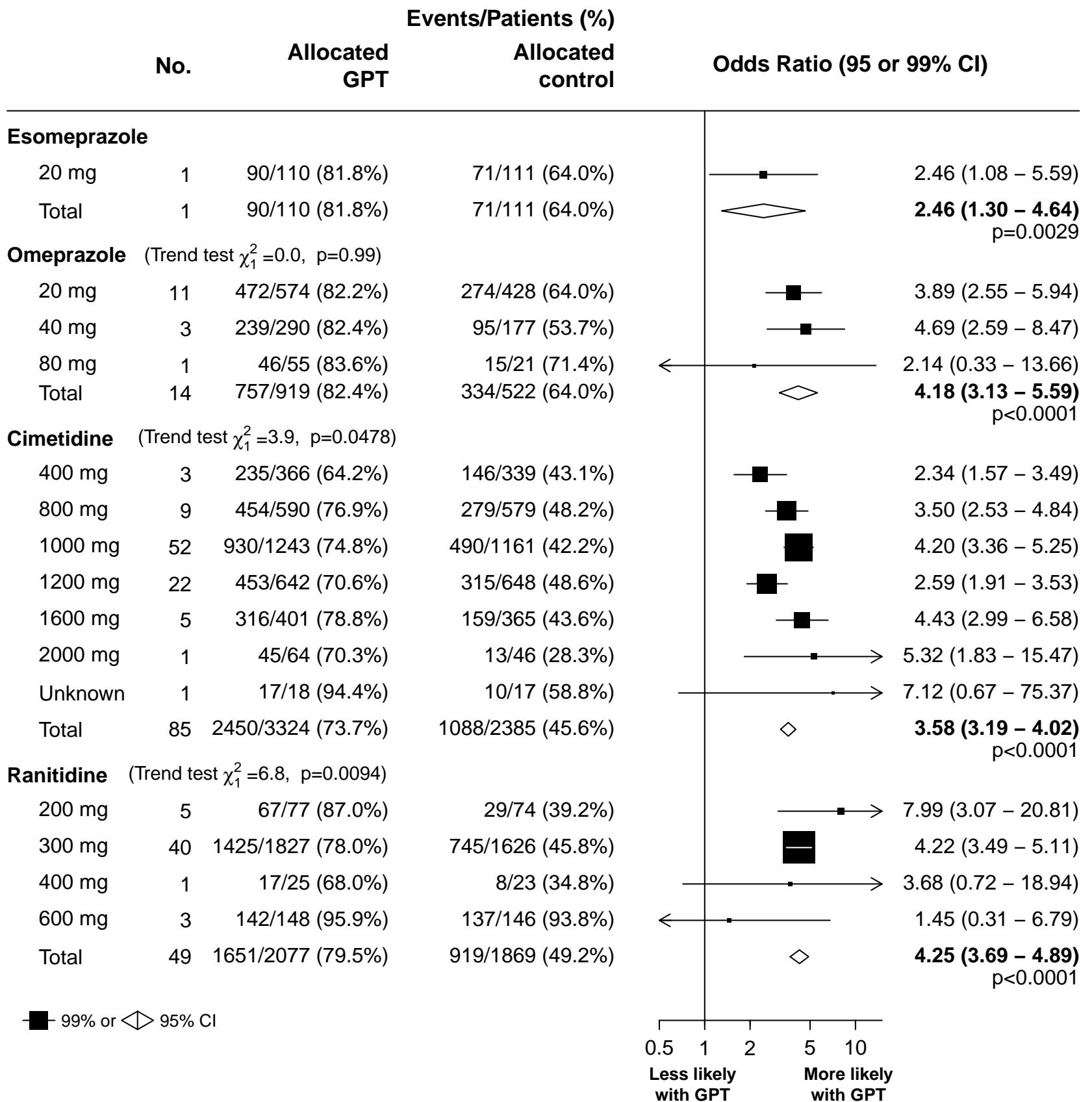
There was one trial comparing PA + H2RA versus H2RA with 76/82 vs 59/84 endoscopic ulcers.  
 Two additional trials compared PA + PPI versus PPI with a total of 36/130 vs 19/127 endoscopic ulcers.

## Webfigure 8: Healing trials – effects of individual gastroprotectant drugs on endoscopic ulcer healing

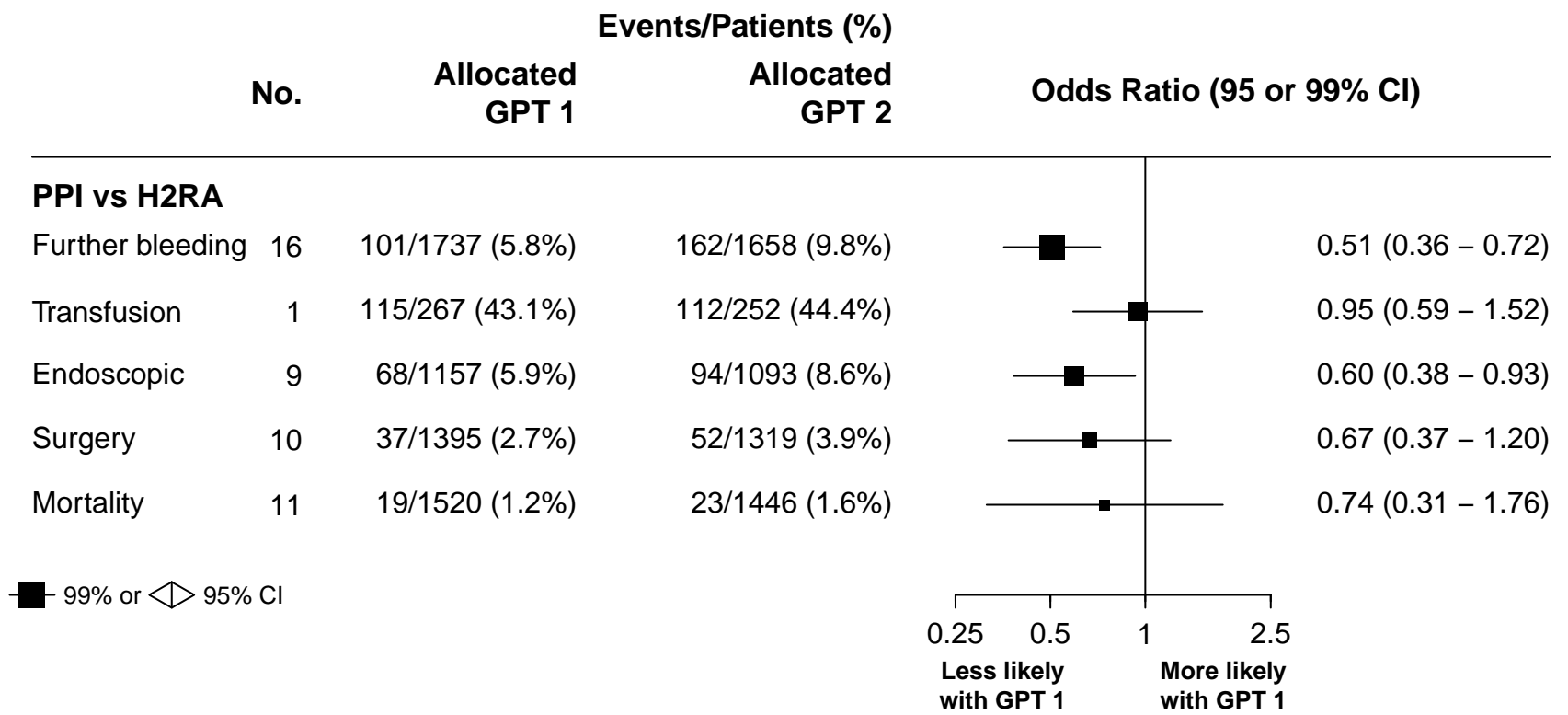


PPI=Proton pump inhibitors, PA=Prostaglandin analogues, H2RA=Histamine–2 receptor antagonists, GPT=Gastroprotectant drug

**Webfigure 9: Healing trials – effects of esomeprazole, omeprazole, cimetidine and ranitidine on endoscopic ulcers, by dose studied**



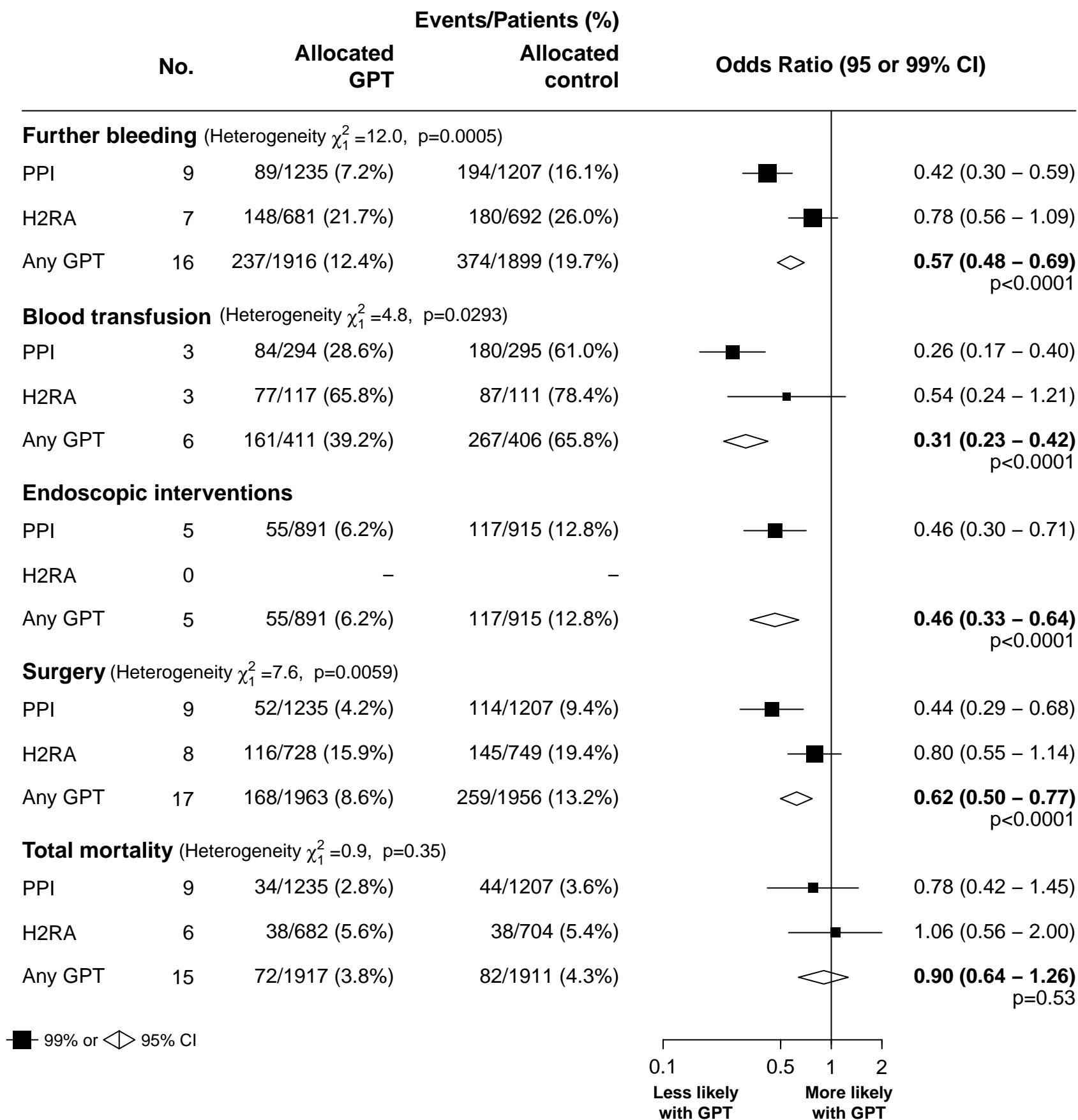
**Webfigure 10: Acute UGI bleeding treatment trials – comparison of gastroprotectants on further bleeding, need for blood transfusion, endoscopic intervention, surgery and all-cause mortality**



PPI=Proton pump inhibitors, H2RA=Histamine-2 receptor antagonists

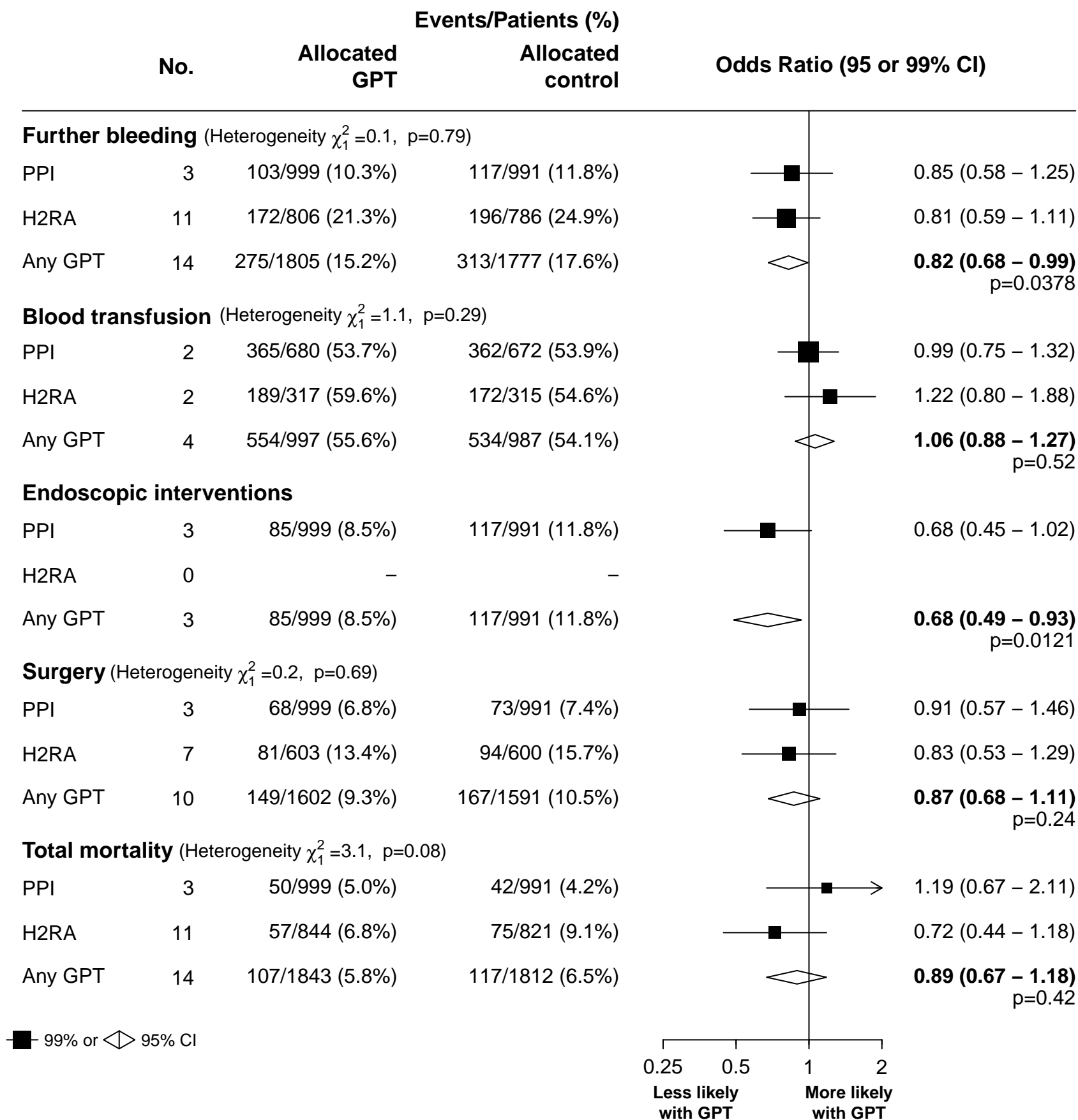
One additional trial compared PA + PPI versus PPI, in which there were 7/56 vs 8/67 rebleeds, 1/56 vs 2/67 surgical procedures and 2/56 vs 1/67 deaths.

**Webfigure 11: Effects of gastroprotectants on further bleeding, need for blood transfusion, endoscopic intervention, surgery and all-cause mortality (acute UGI bleeding treatment trials of peptic ulcer)**



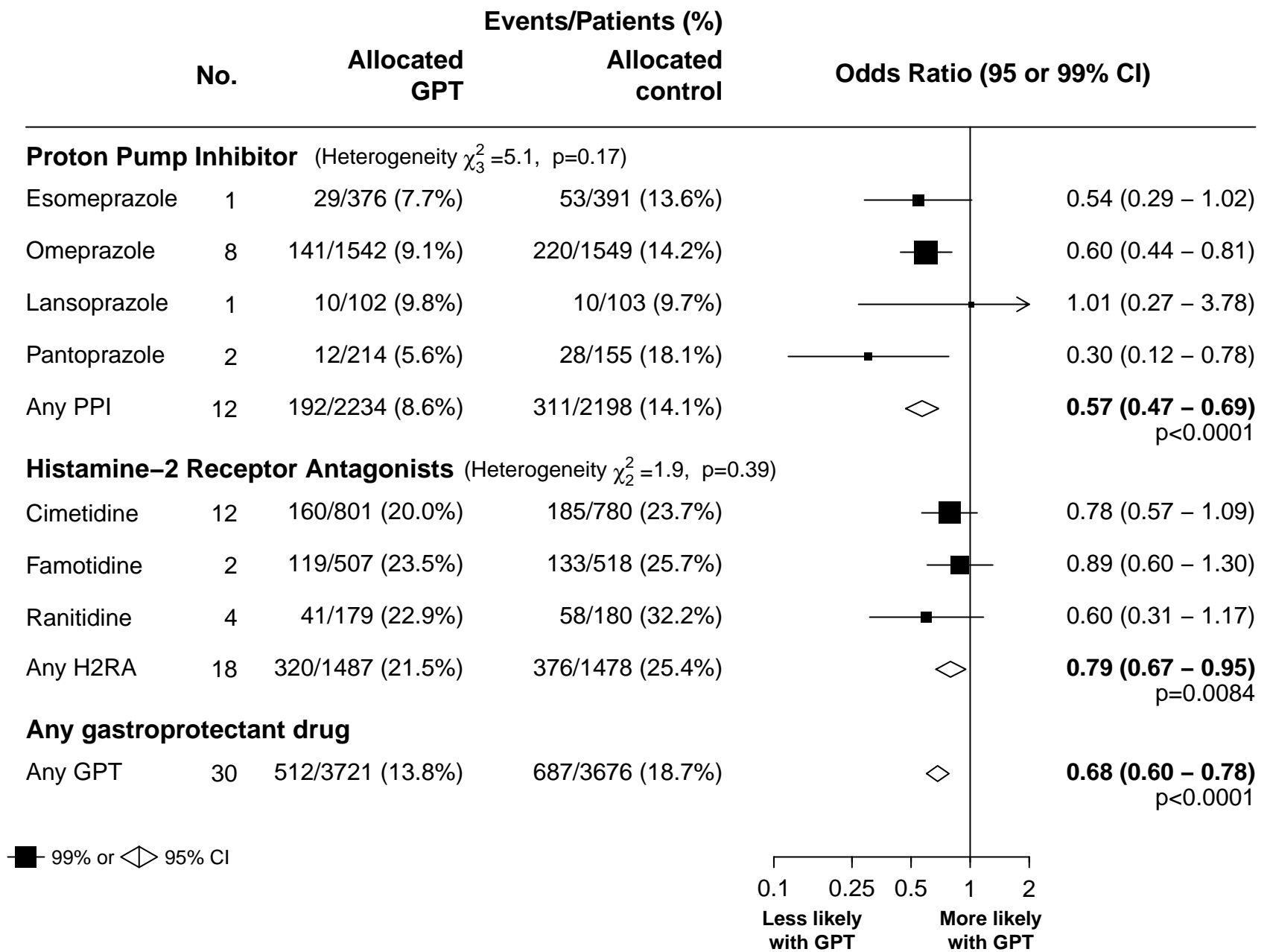
PPI=Proton pump inhibitors, H2RA=Histamine-2 receptor antagonists, GPT=Gastroprotectant drug

**Webfigure 12: Effects of gastroprotectants on further bleeding, need for blood transfusion, endoscopic intervention, surgery and all-cause mortality (acute UGI bleeding treatment trials of uncertain aetiology)**



PPI=Proton pump inhibitors, H2RA=Histamine-2 receptor antagonists, GPT=Gastroprotectant drug

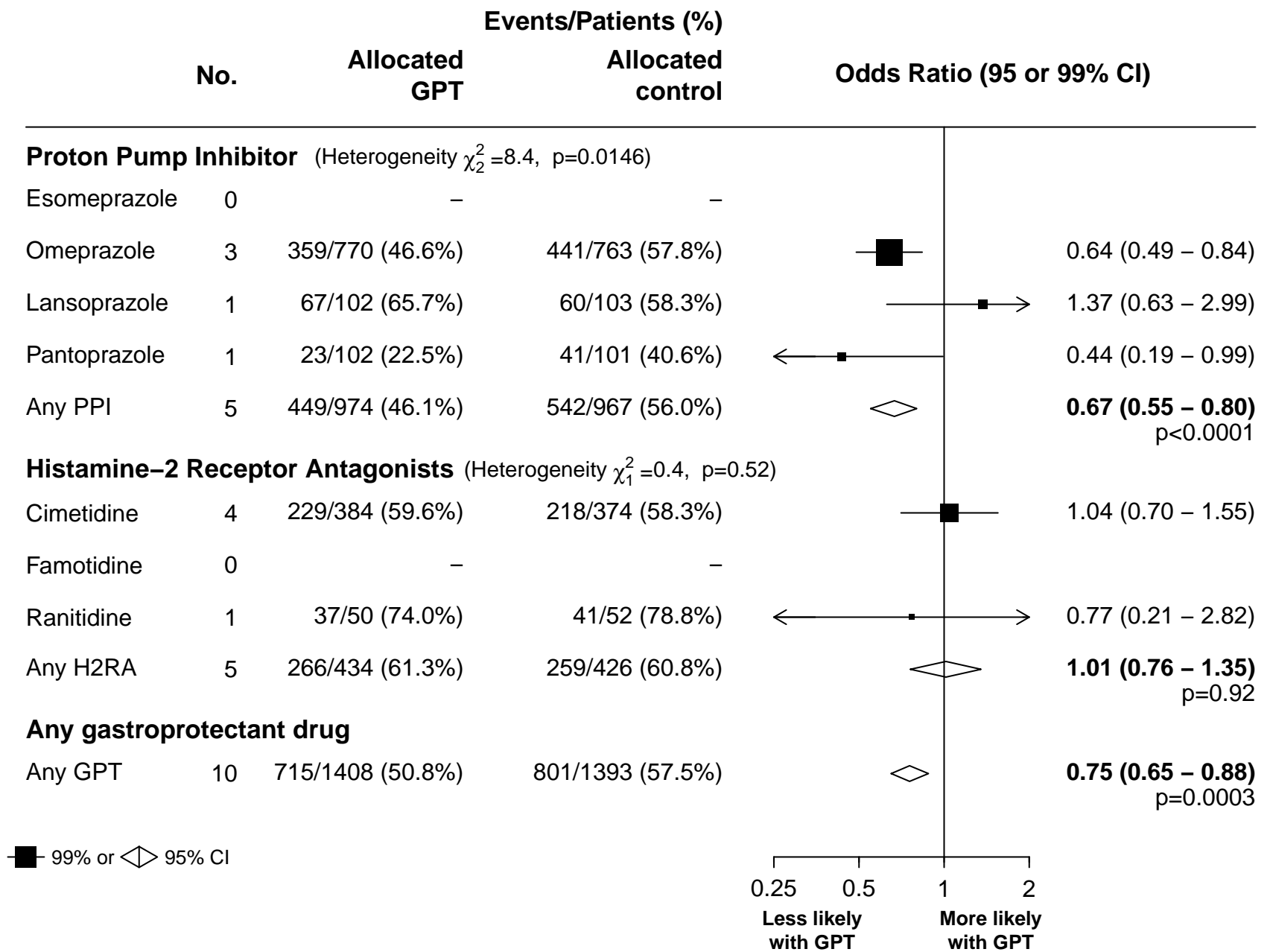
**Webfigure 13a: Acute UGI bleeding treatment trials – effects of individual gastroprotectant drugs on further bleeding**



PPI=Proton pump inhibitors, H2RA=Histamine–2 receptor antagonists, GPT=Gastroprotectant drug

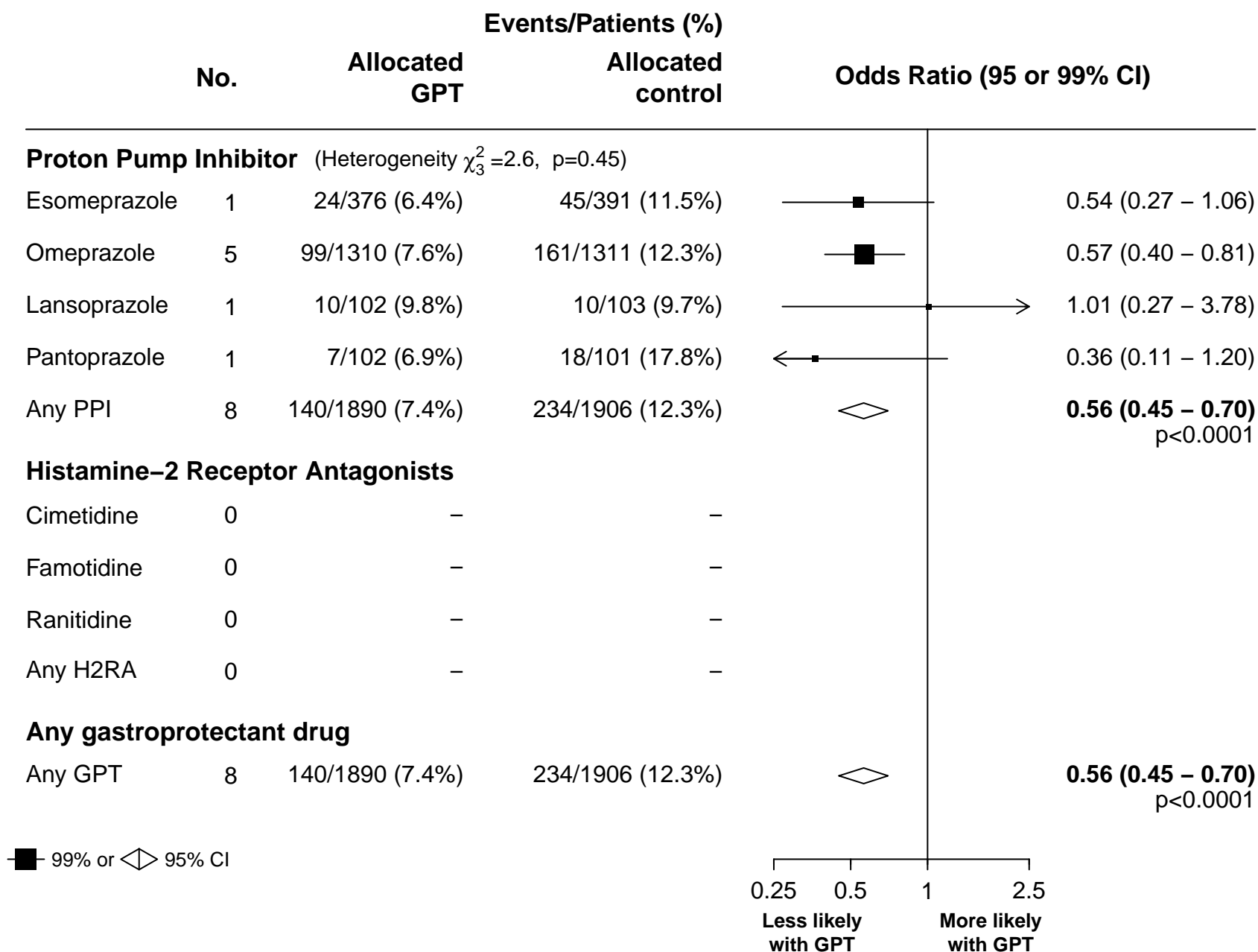


**Webfigure 13b: Acute UGI bleeding treatment trials – effects of individual gastroprotectant drugs on blood transfusion**



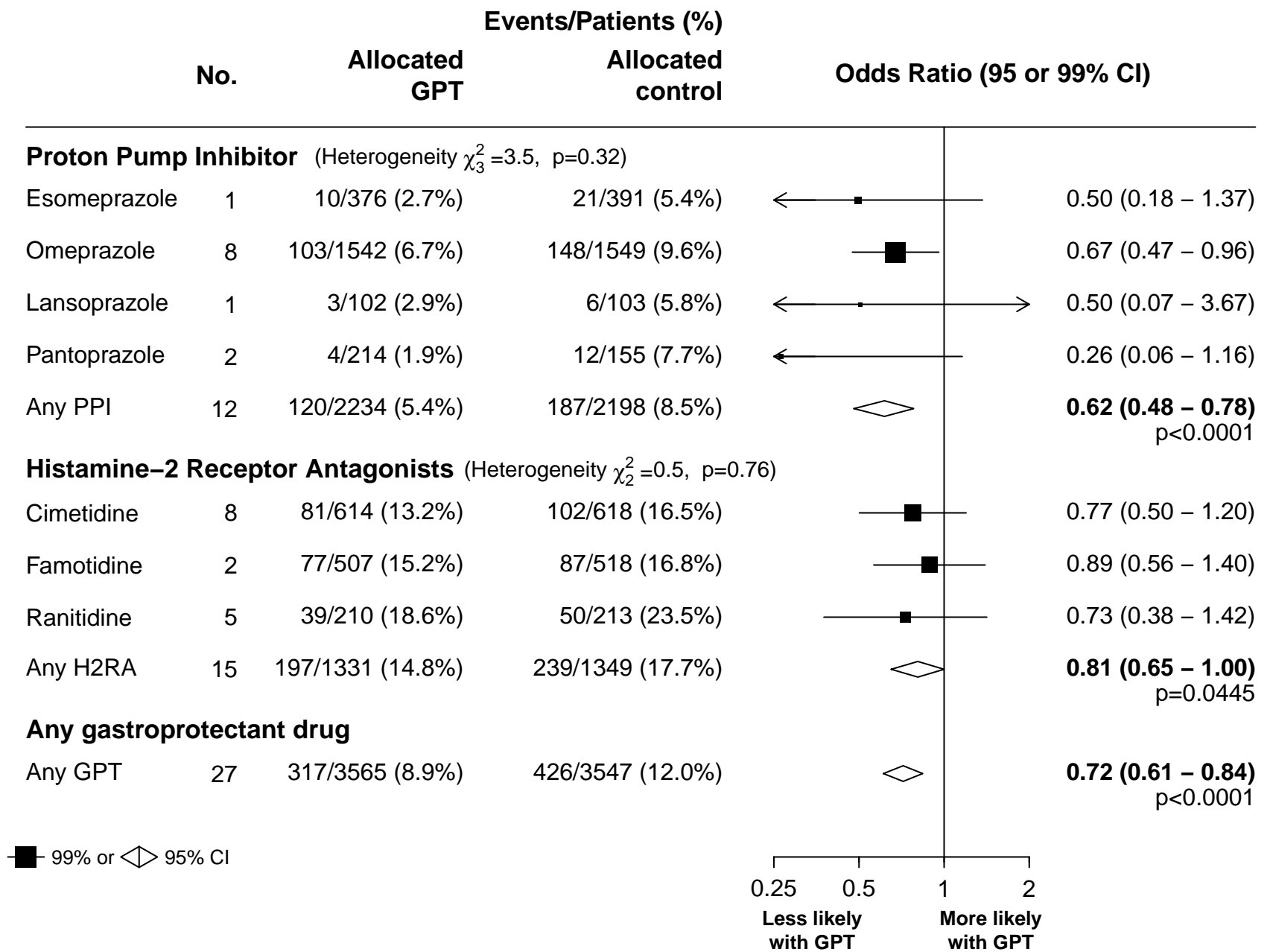
PPI=Proton pump inhibitors, H2RA=Histamine–2 receptor antagonists, GPT=Gastroprotectant drug

### Webfigure 13c: Acute UGI bleeding treatment trials – effects of individual gastroprotectant drugs on endoscopic interventions



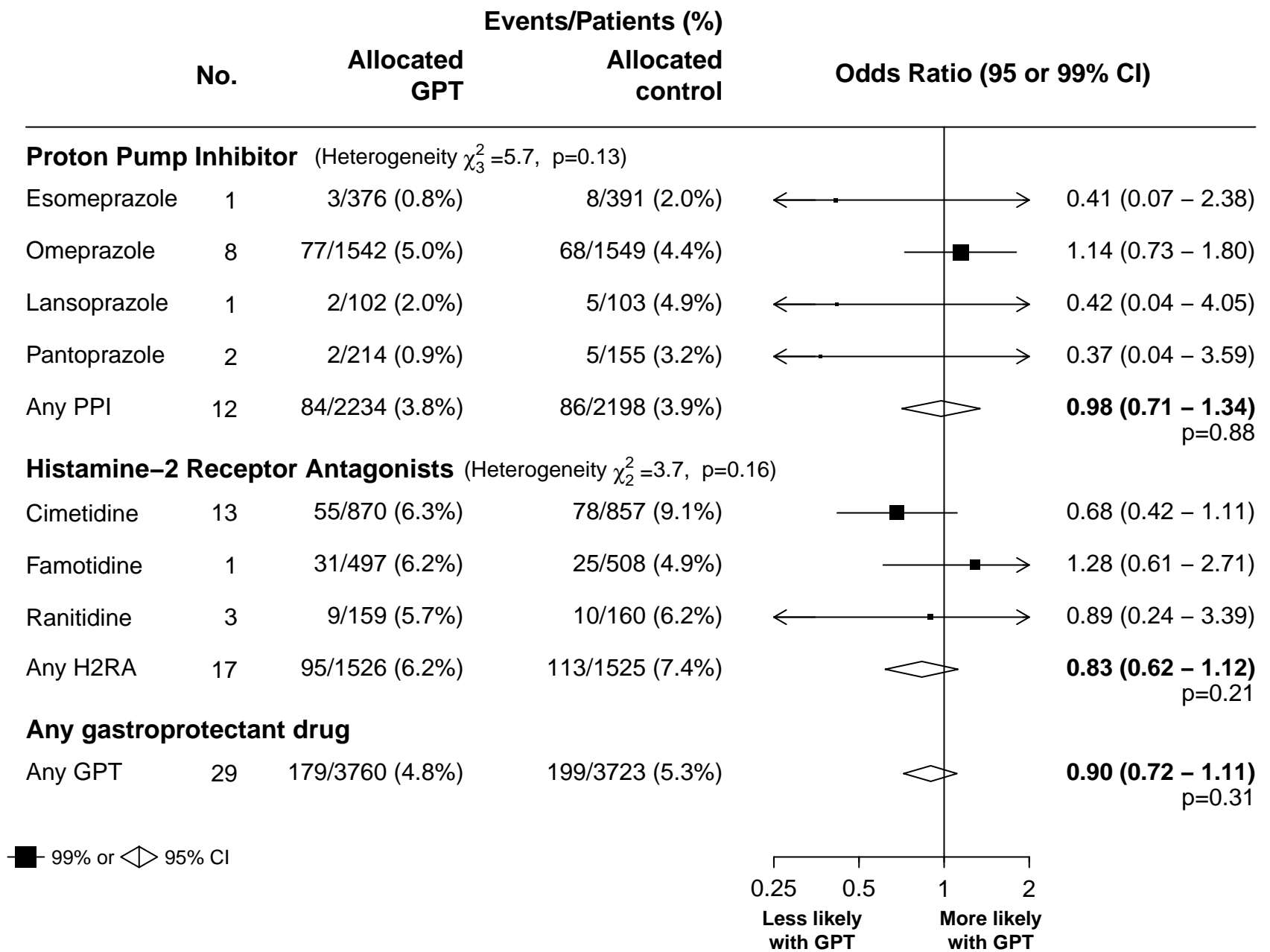
PPI=Proton pump inhibitors, H2RA=Histamine–2 receptor antagonists, GPT=Gastroprotectant drug

**Webfigure 13d: Acute UGI bleeding treatment trials – effects of individual gastroprotectant drugs on surgery**



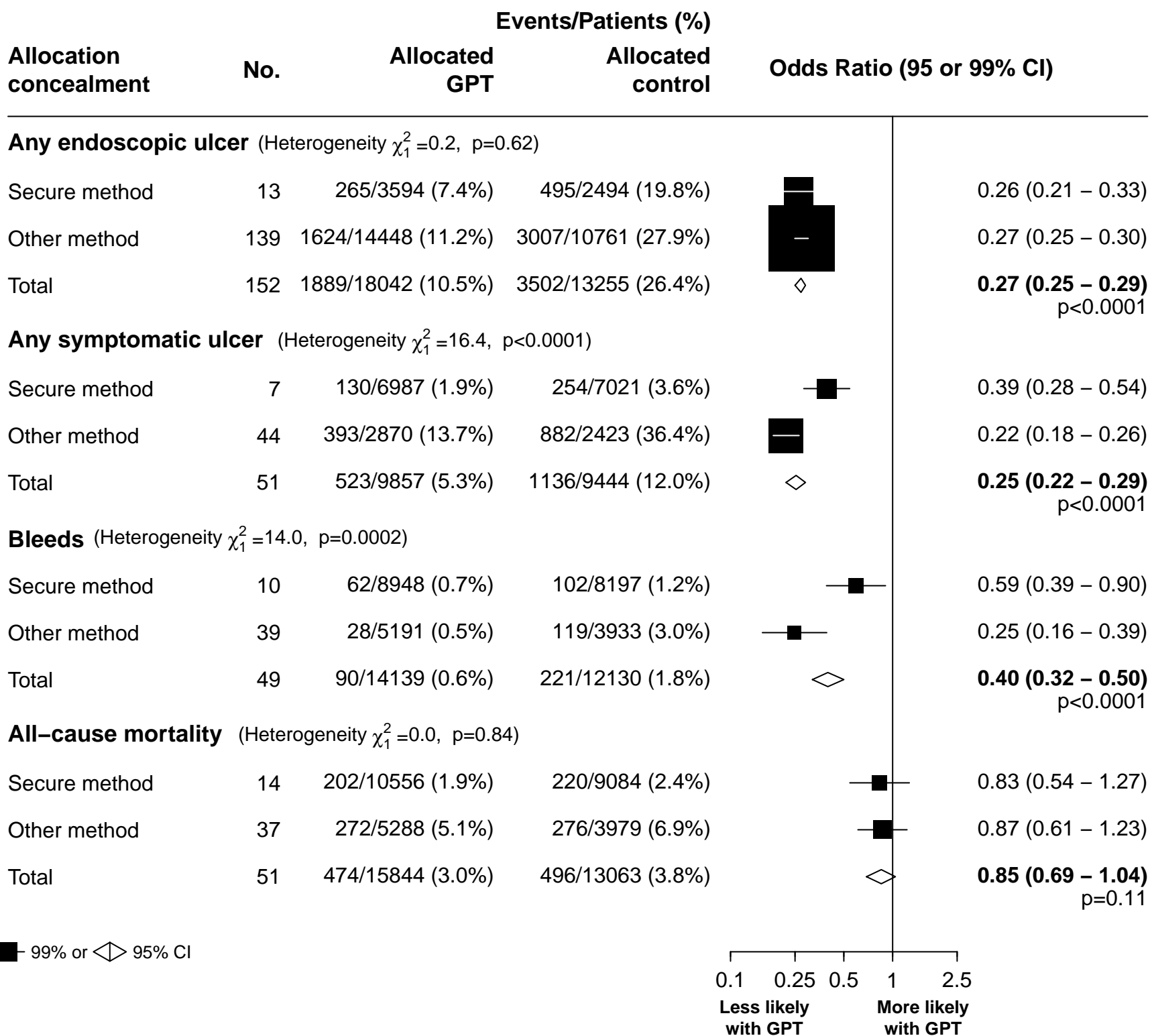
PPI=Proton pump inhibitors, H2RA=Histamine–2 receptor antagonists, GPT=Gastroprotectant drug

**Webfigure 13e: Acute UGI bleeding treatment trials – effects of individual gastroprotectant drugs on all-cause mortality**



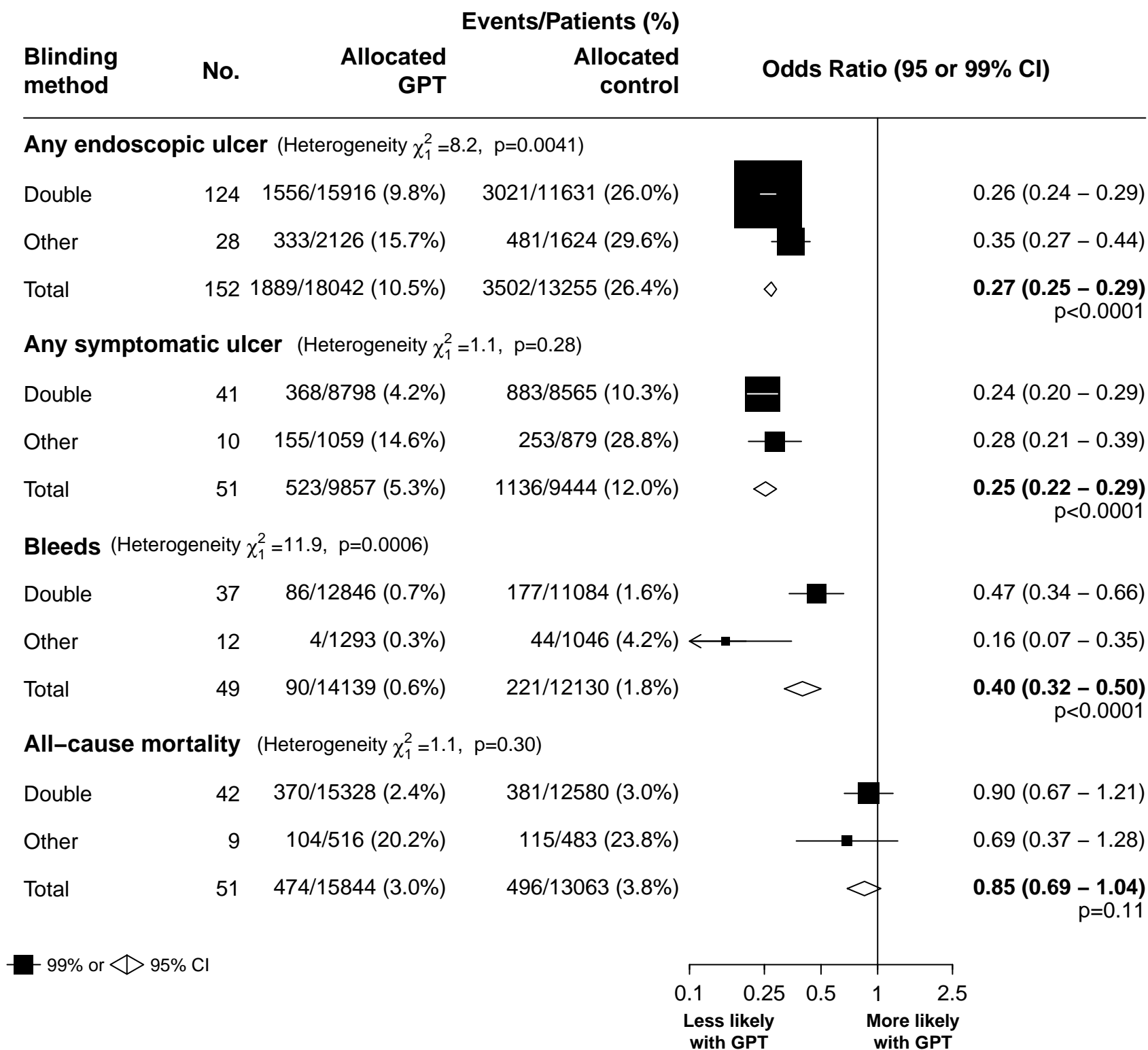
PPI=Proton pump inhibitors, H2RA=Histamine-2 receptor antagonists, GPT=Gastroprotectant drug

**Webfigure 14a: Prevention trials – effects of gastroprotectants on endoscopic and symptomatic ulcers, bleeds and all-cause mortality, subdivided by method of allocation concealment (secure vs other method)**



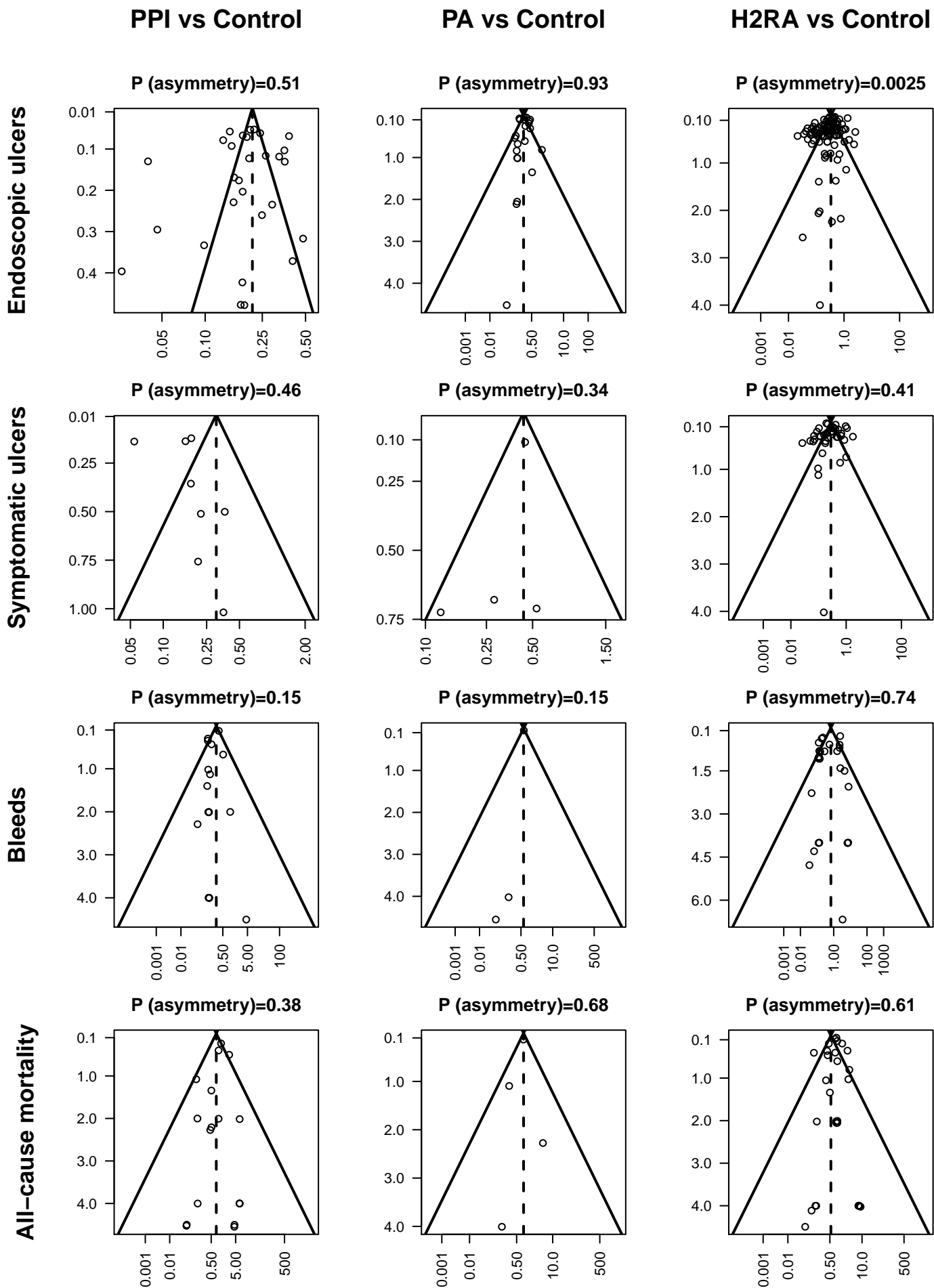
Secure methods of allocation concealment were considered to be: IVRS (Interactive Voice Response System); telephone central office; pharmacy coded containers administered sequentially; and onsite computer accessible only after entering patients details. Other methods included sealed envelopes, closed lists of random numbers, or unspecified method.

**Webfigure 14b: Prevention trials – effects of gastroprotectants on endoscopic and symptomatic ulcers, bleeds and all-cause mortality, subdivided by methods of blinding of investigators and patients**



Double=double-blind (ie, both patients and investigators were unaware of the treatment allocation)

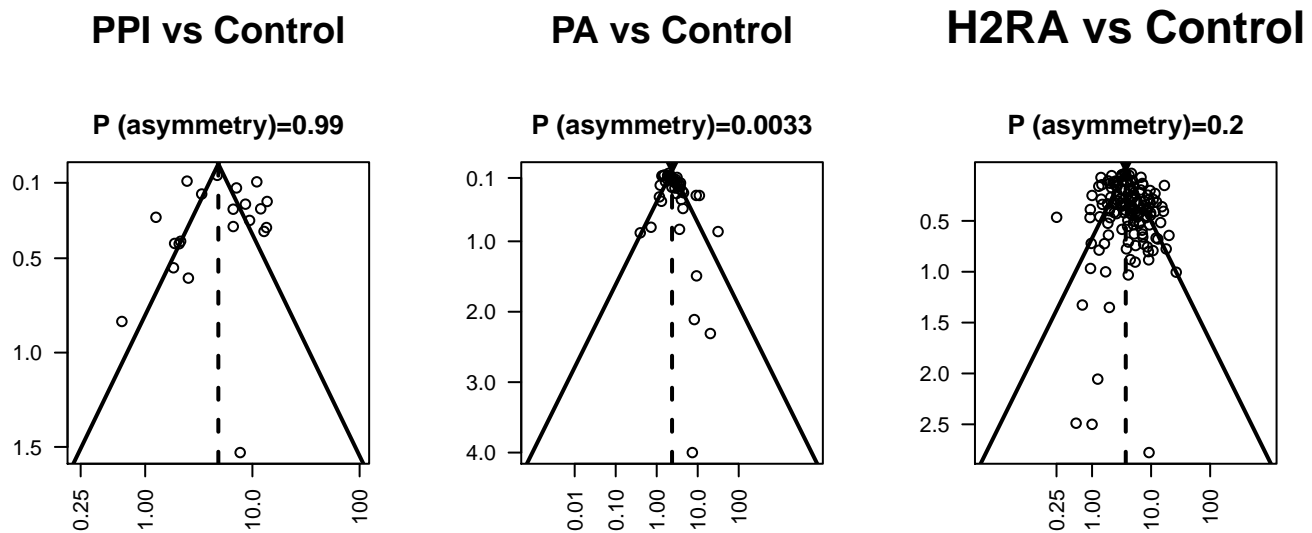
# Webfigure 15a: Prevention trials – funnel plots of each gastroprotectant class vs control for particular outcomes



Each point represents the result from a single trial. In each panel, the odds ratio is shown on the x-axis (on a doubling scale) and the standard error of the log-odds ratio is shown on the y-axis. The vertical dashed line in each panel represent the information-weighted average odds ratio across the trials.

P (asymmetry) is the corresponding p-value of Egger's test for asymmetry of the funnel plot.

# Webfigure 15b: Healing trials – funnel plots of each gastroprotectant class vs control for endoscopic ulcer healing

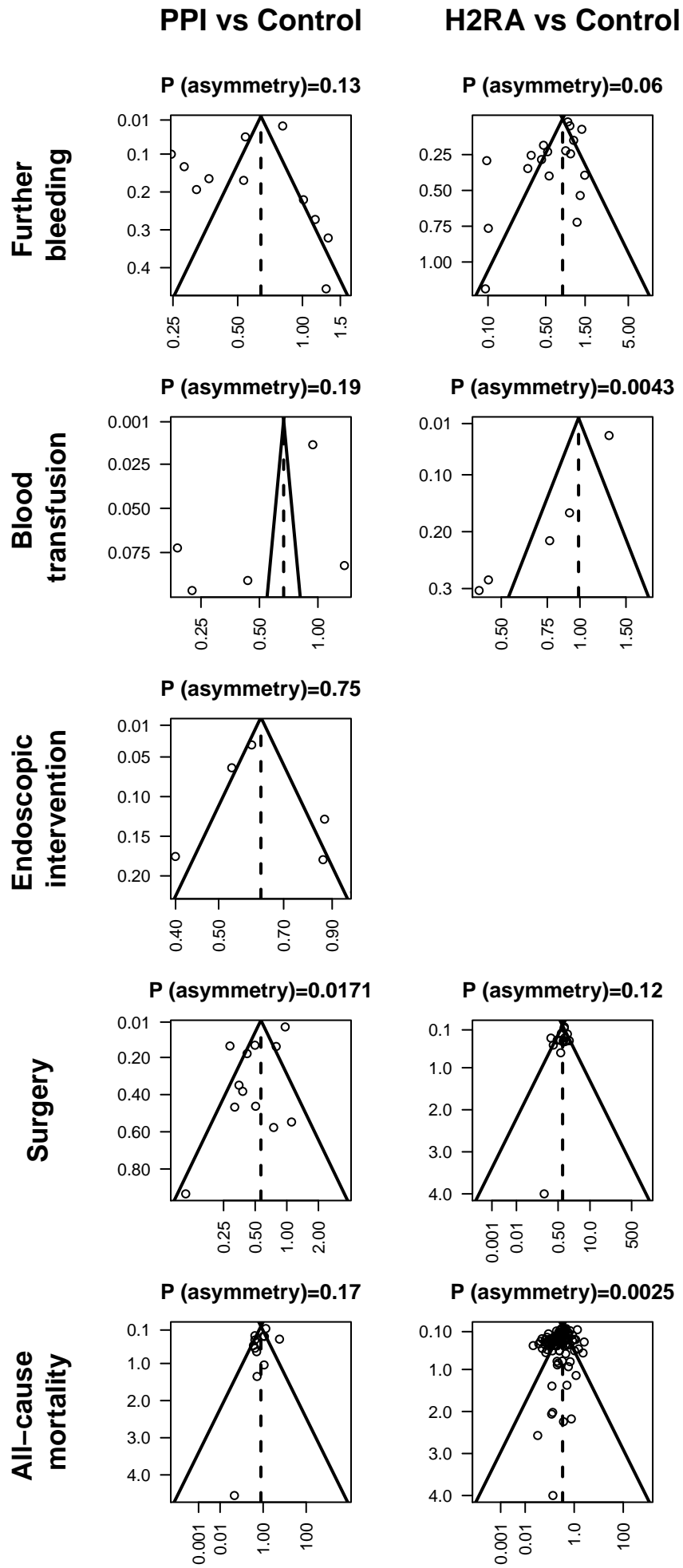


Each point represents the result from a single trial. In each panel, the odds ratio is shown on the x-axis (on a doubling scale) and the standard error of the log-odds ratio is shown on the y-axis. The vertical dashed line in each panel represent the information-weighted average odds ratio across the trials.

P (asymmetry) is the corresponding p-value of Egger's test for asymmetry of the funnel plot.



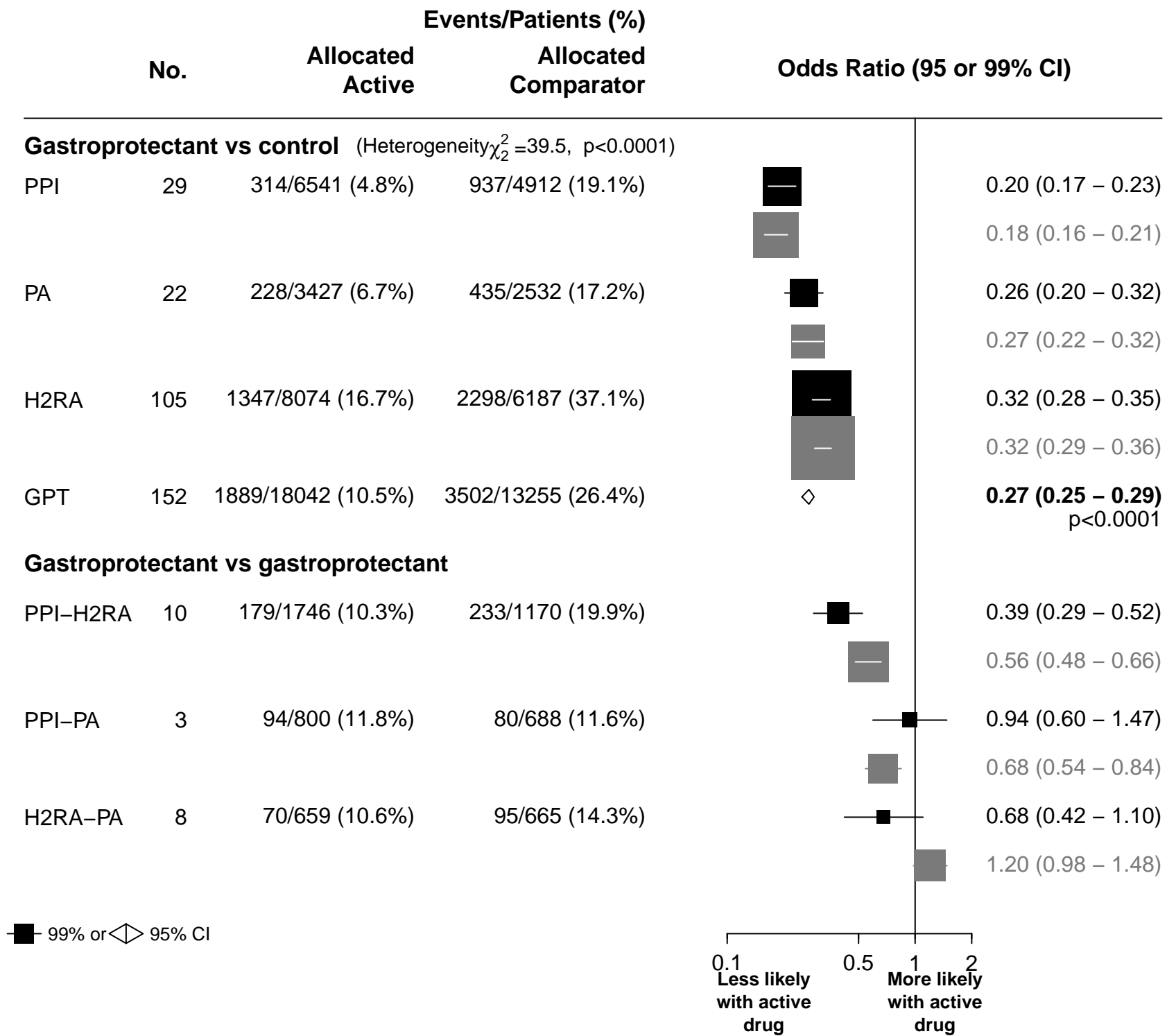
# Webfigure 15c: Acute bleeding trials – funnel plots of each gastroprotectant class vs control for particular outcomes



Each point represents the result from a single trial. In each panel, the odds ratio is shown on the x-axis (on a doubling scale) and the standard error of the log-odds ratio is shown on the y-axis. The vertical dashed line in each panel represent the information-weighted average odds ratio across the trials.

P (asymmetry) is the corresponding p-value of Egger's test for asymmetry of the funnel plot.

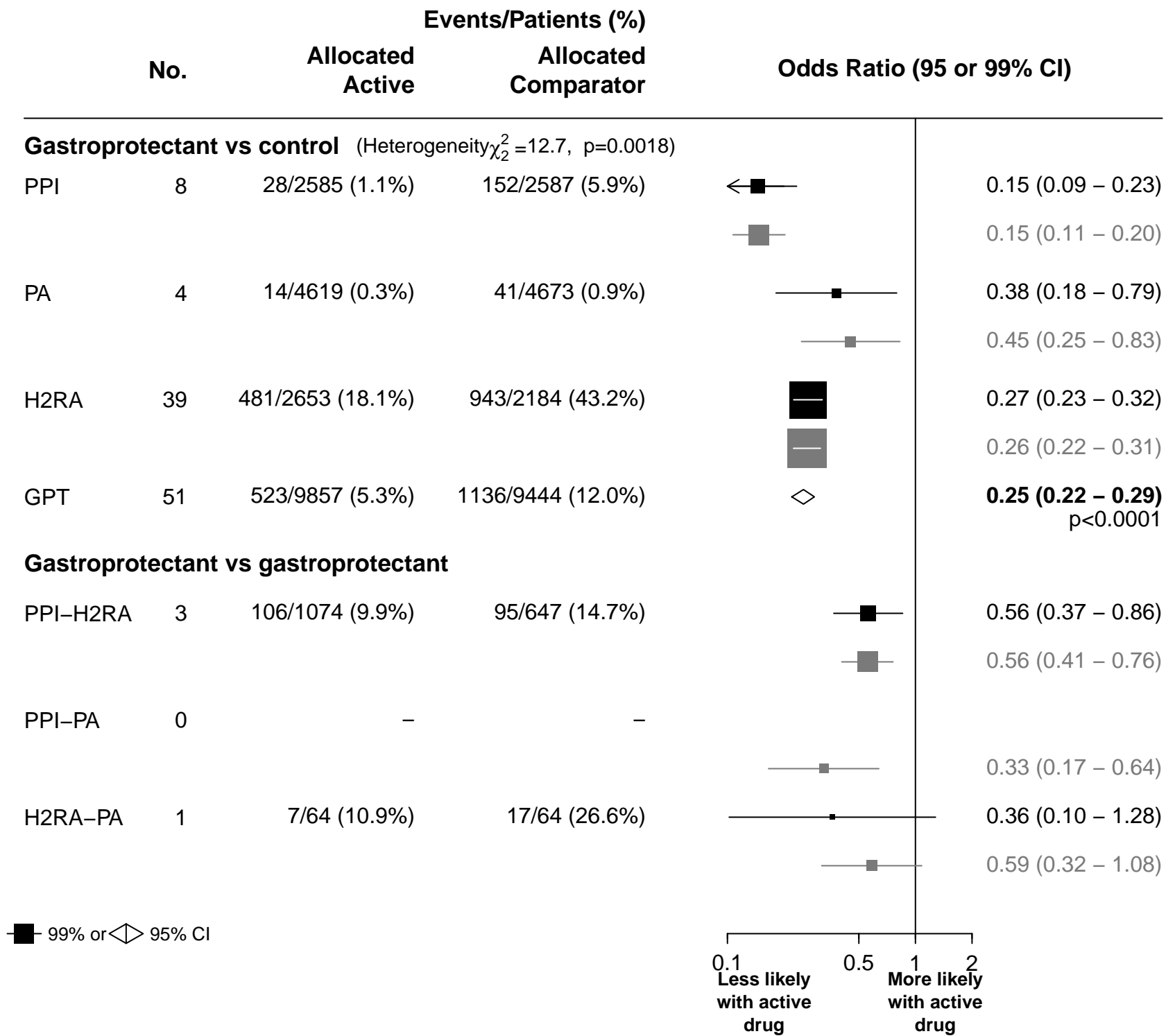
**Webfigure 16a: Prevention trials – effects of gastroprotectants on any endoscopic ulcers (direct vs network meta-analytic effect estimates)**



PPI=Proton pump inhibitors, PA=Prostaglandin analogues, H2RA=Histamine–2 receptor antagonists, GPT=Any gastroprotectant drug

Black squares and lines correspond to the direct treatment comparisons and grey squares and lines to the network meta-analysis estimates.

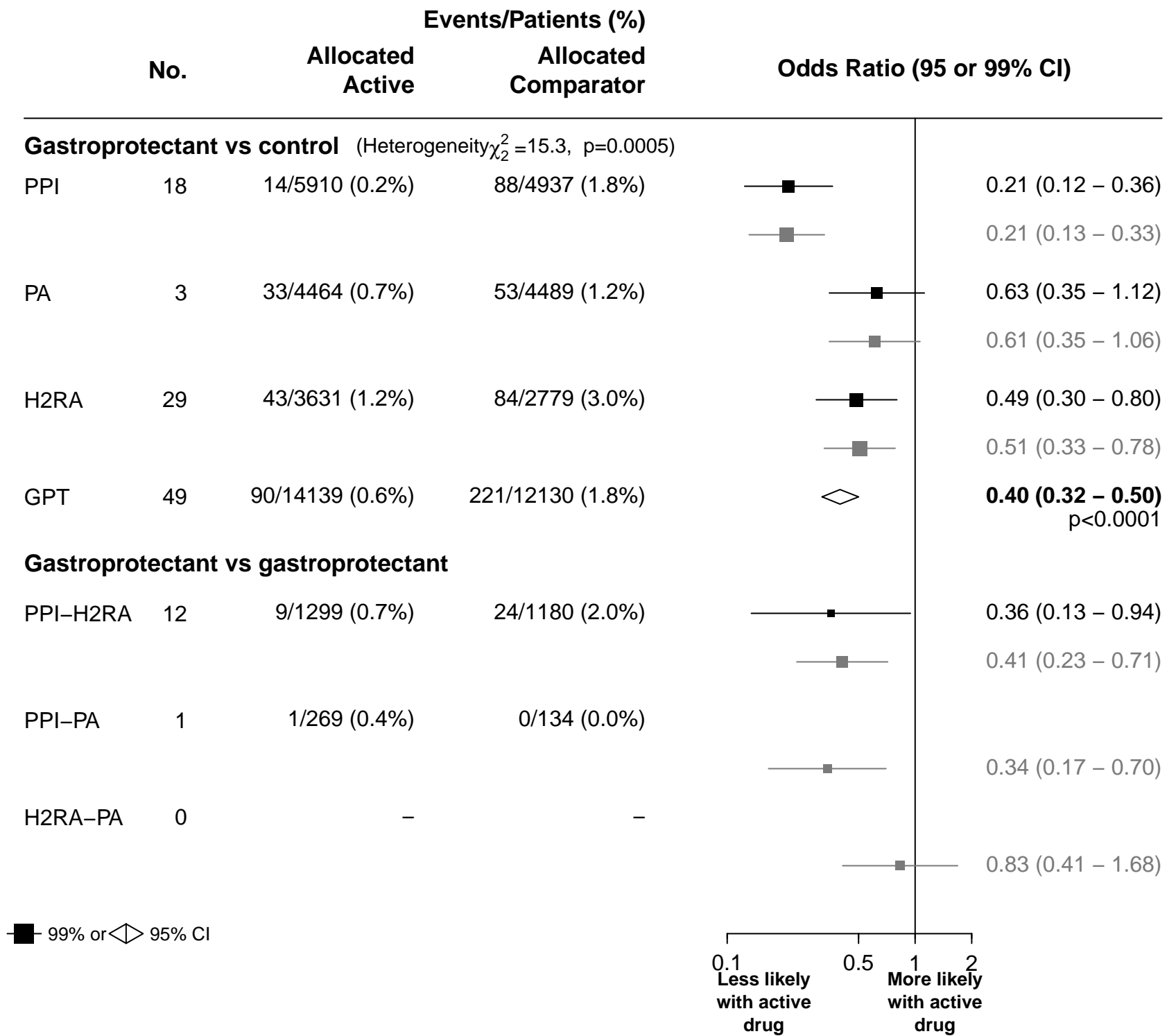
**Webfigure 16b: Prevention trials – effects of gastroprotectants on any symptomatic ulcers (direct vs network meta-analytic effect estimates)**



PPI=Proton pump inhibitors, PA=Prostaglandin analogues, H2RA=Histamine–2 receptor antagonists, GPT=Any gastroprotectant drug

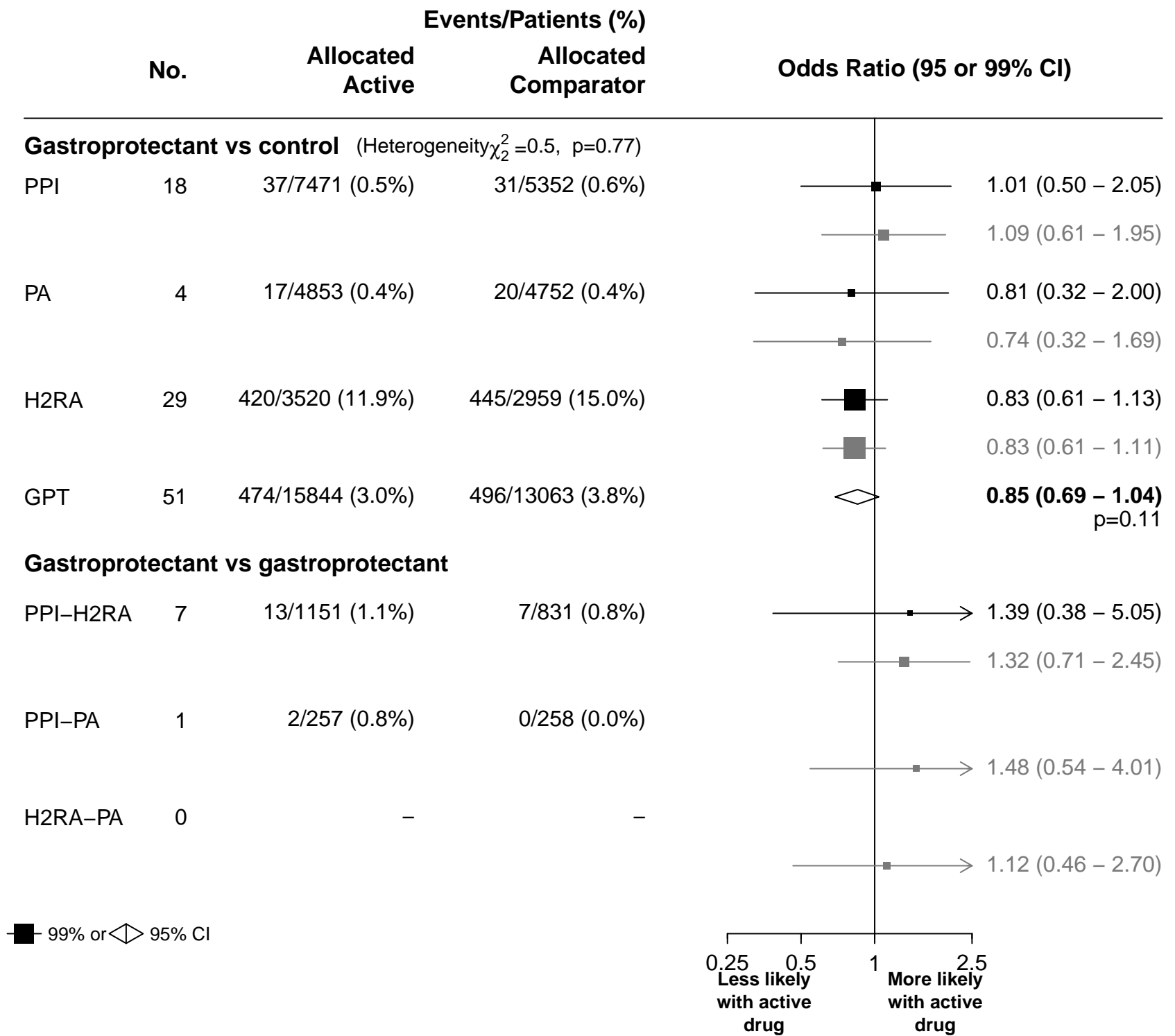
Black squares and lines correspond to the direct treatment comparisons and grey squares and lines to the network meta-analysis estimates.

**Webfigure 16c: Prevention trials – effects of gastroprotectants on bleeds (direct vs network meta-analytic effect estimates)**



PPI=Proton pump inhibitors, PA=Prostaglandin analogues, H2RA=Histamine–2 receptor antagonists, GPT=Any gastroprotectant drug  
 Black squares and lines correspond to the direct treatment comparisons and grey squares and lines to the network meta-analysis estimates.

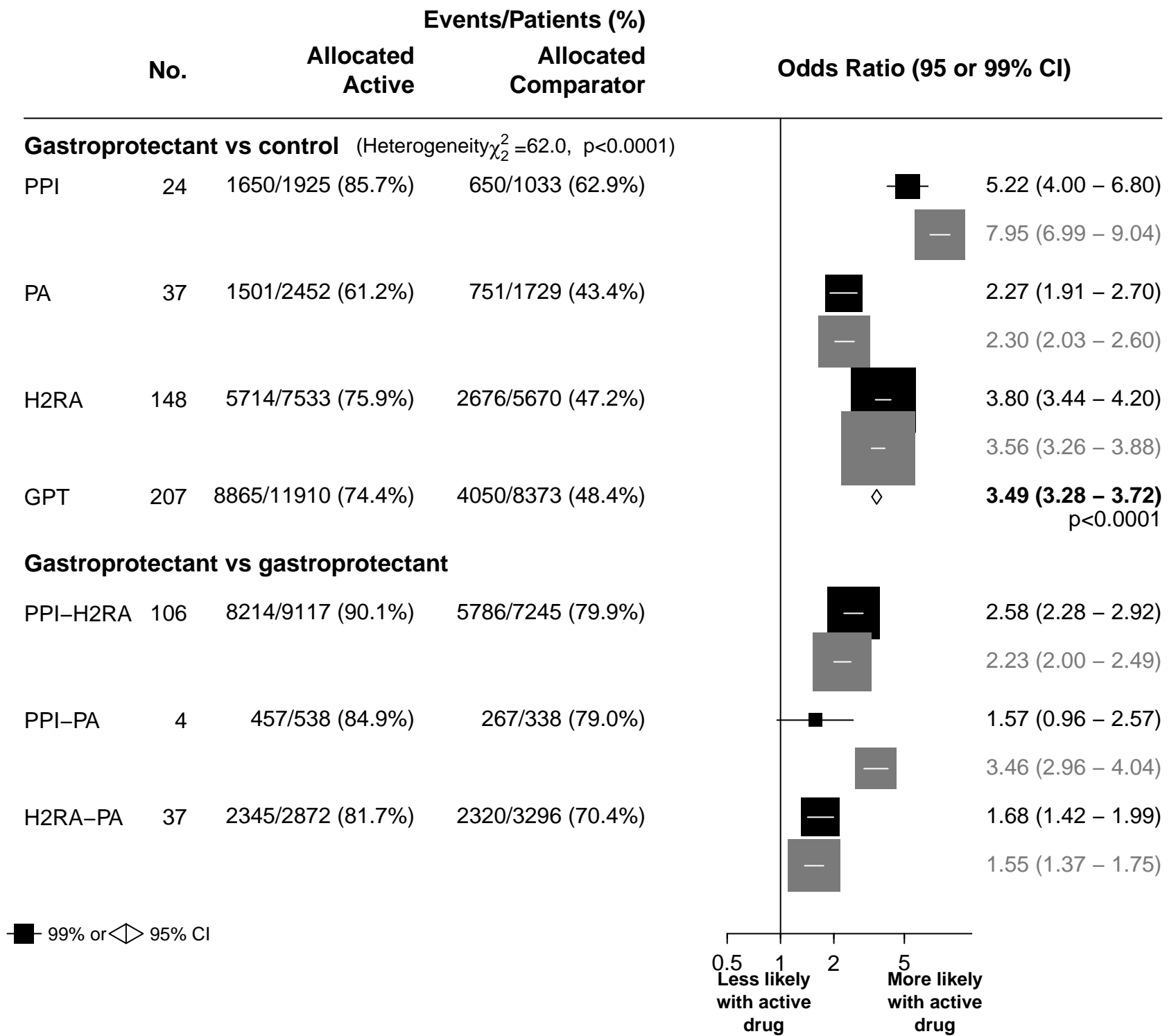
**Webfigure 16d: Prevention trials – effects of gastroprotectants on all-cause mortality (direct vs network meta-analytic effect estimates)**



PPI=Proton pump inhibitors, PA=Prostaglandin analogues, H2RA=Histamine–2 receptor antagonists, GPT=Any gastroprotectant drug

Black squares and lines correspond to the direct treatment comparisons and grey squares and lines to the network meta-analysis estimates.

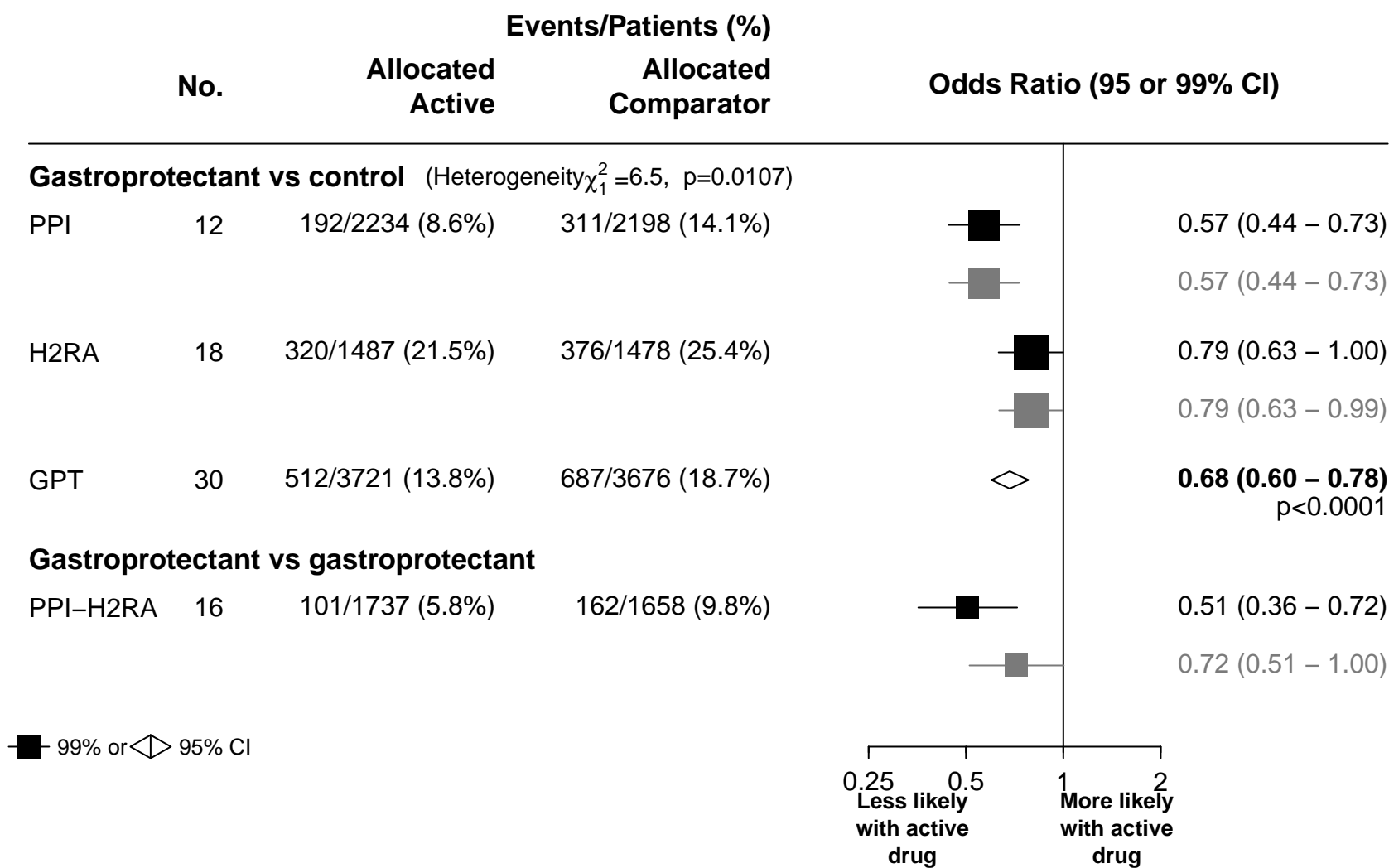
**Webfigure 16e: Healing trials – effects of gastroprotectants on endoscopic ulcer healing (direct vs network meta-analytic effect estimates)**



PPI=Proton pump inhibitors, PA=Prostaglandin analogues, H2RA=Histamine–2 receptor antagonists, GPT=Any gastroprotectant drug

Black squares and lines correspond to the direct treatment comparisons and grey squares and lines to the network meta-analysis estimates.

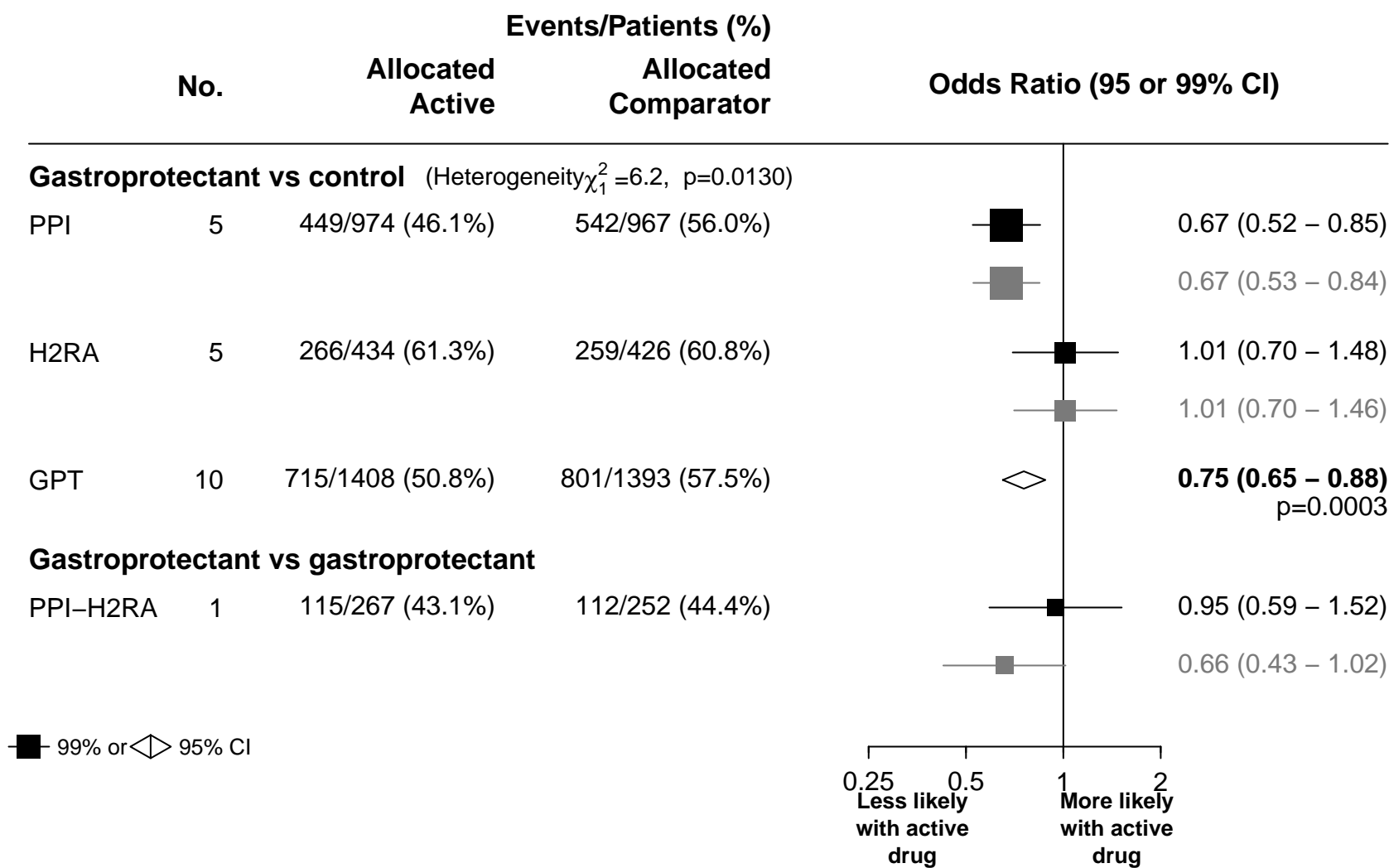
### Webfigure 16f: Acute UGI bleeding treatment trials – effects of gastroprotectants on further bleeding (direct vs network meta-analytic effect estimates)



PPI=Proton pump inhibitors, H2RA=Histamine–2 receptor antagonists, GPT=Any gastroprotectant drug

Black squares and lines correspond to the direct treatment comparisons and grey squares and lines to the network meta-analysis estimates.

**Webfigure 16g: Acute UGI bleeding treatment trials – effects of gastroprotectants on blood transfusion (direct vs network meta–analytic effect estimates)**

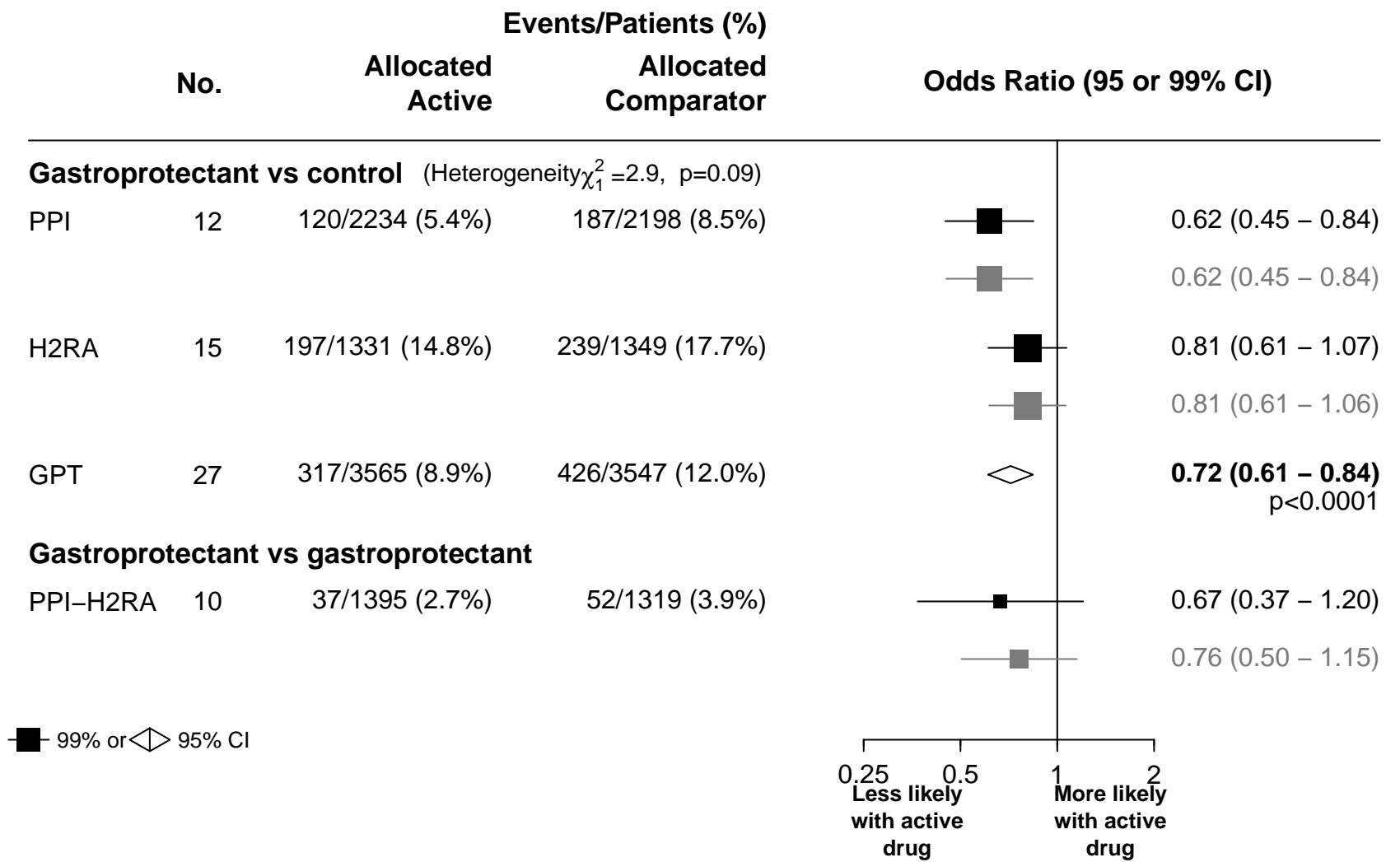


PPI=Proton pump inhibitors, H2RA=Histamine–2 receptor antagonists, GPT=Any gastroprotectant drug

Black squares and lines correspond to the direct treatment comparisons and grey squares and lines to the network meta–analysis estimates.



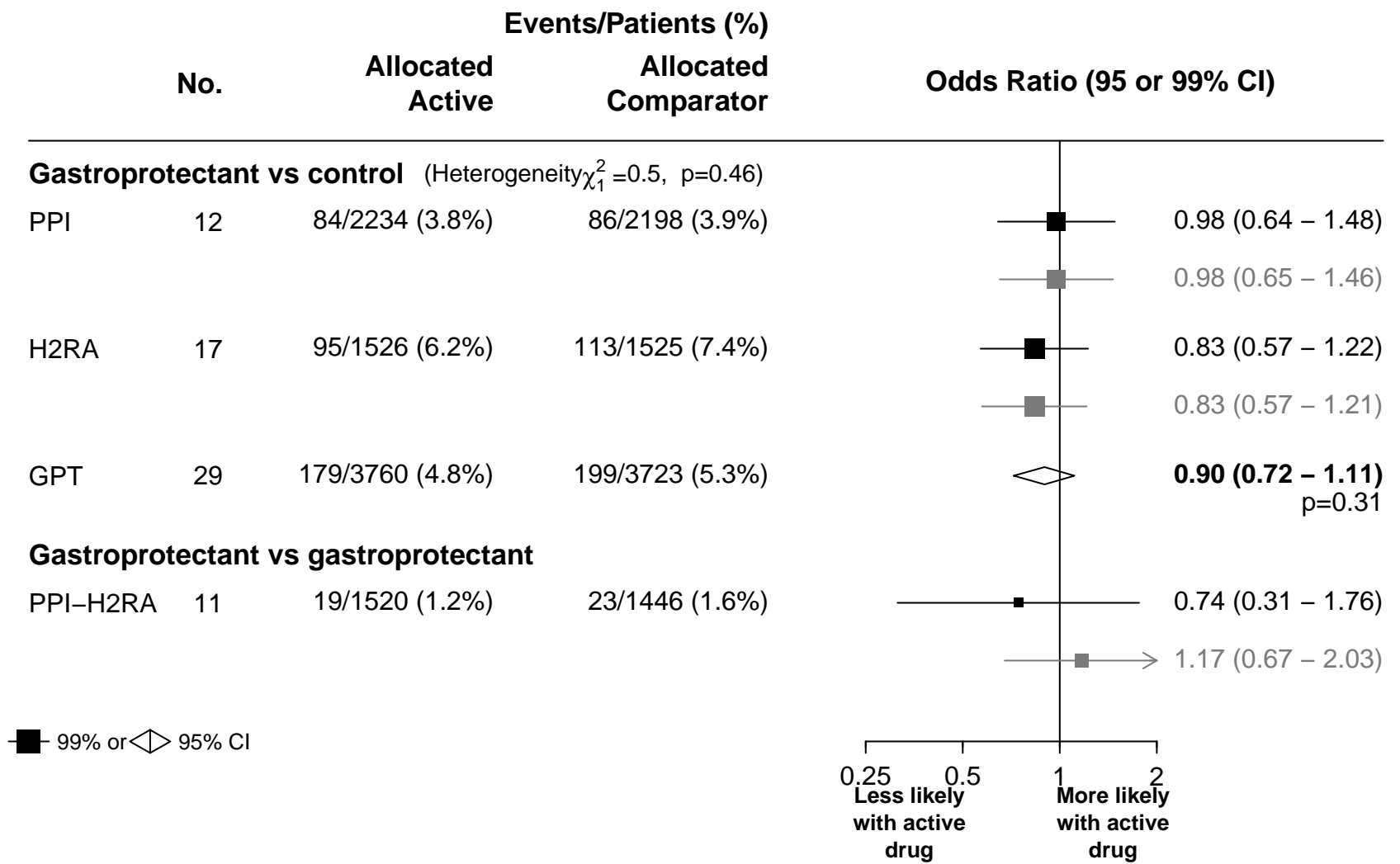
**Webfigure 16h: Acute UGI bleeding treatment trials – effects of gastroprotectants on surgery (direct vs network meta-analytic effect estimates)**



PPI=Proton pump inhibitors, H2RA=Histamine-2 receptor antagonists, GPT=Any gastroprotectant drug

Black squares and lines correspond to the direct treatment comparisons and grey squares and lines to the network meta-analysis estimates.

**Webfigure 16i: Acute UGI bleeding treatment trials – effects of gastroprotectants on all-cause mortality (direct vs network meta-analytic effect estimates)**



PPI=Proton pump inhibitors, H2RA=Histamine–2 receptor antagonists, GPT=Any gastroprotectant drug

Black squares and lines correspond to the direct treatment comparisons and grey squares and lines to the network meta-analysis estimates.

## Electronic Search Strategy

Medline and EMBASE were searched using OVID SP for all trial publications (including protocols, results papers, abstracts, conferences proceedings and reviews) by adapting the first Cochrane Search Strategy Design (Higgins & Green 2008<sup>1</sup>). No language restriction was applied to the search. The search was completed by LH and results were downloaded into EndNote X7 where duplicates were removed. The remaining references were initially screened on the basis of title with abstracts and full papers obtained where further information was required. Reasons for exclusion were recorded in custom fields in EndNote. The review of search results and extraction from eligible studies of pre-specified outcomes and key trial characteristics was done independently by two authors (always two of KD, HH, LH and KW). The extracted information was then entered directly into a customised database.

All eligibility criteria were decided *a priori*. Acceptable methods of concealment of allocation at the point of randomisation were: IVRS (Interactive Voice Response System); telephone central office; pharmacy coded containers administered sequentially; onsite computer accessible only after entering patient details; sealed envelopes sequentially numbered or opaque; sealed envelopes (no further information); closed list of random numbers and 'randomised', but method not specified. Acceptable methods of blinding were: double blind (subject and investigators unaware of allocation); single blind (subject only unaware of allocation); open (subjects and investigators aware of allocation) and not described (unknown).

**Medline Search** (Ovid MEDLINE(R) In-Process & Other Non-Indexed Citations and Ovid MEDLINE(R) 1950 to January Week 3 2016

1. proton pump inhibitor.mp.
2. (proton AND pump AND inhibitor).mp.
3. (proton AND pump AND inhibitors).mp.
4. Proton pump inhibitors/ OR proton pump inhibitors.mp.
5. PPI.mp.
6. PPIs.mp.
7. dexlansoprazole.mp.
8. esomeprazole.mp.
9. tenatoprazole.mp.
10. benatoprazole.mp.
11. rabeprazole.mp.
12. omeprazole.mp or omeprazole/
13. lansoprazole.mp.
14. pantoprazole.mp.
15. ilaprazole.mp.
16. AZD0865.mp.
17. histamine H2 receptor antagonist.mp.
18. histamine H2 receptor antagonists.mp.
19. (histamine AND H2 receptor AND antagonist).mp.
20. (histamine AND H2 receptor AND antagonist).mp.
21. histamine h2 antagonists/ OR histamine H2 antagonists.mp.
22. (histamine AND H2 AND antagonist).mp.
23. (histamine AND H2 AND antagonists).mp.
24. H2RA.mp.
25. H2RAs.mp.
26. cimetidine/ OR cimetidine.mp.
27. famotidine/ OR famotidine.mp.
28. ranitidine/ OR ranitidine.mp.
29. nizatidine/ OR nizatidine.mp.
30. lafutidine.mp.
31. roxatidine.mp.
32. prostaglandin E2 analogues.mp. OR Prostaglandin E2 analogue.mp.
33. Prostaglandins E, Synthetic/
34. (prostaglandin AND analogue AND E2).mp.
35. (prostaglandin AND analogues AND E2).mp.
36. PGE2 analogue.mp.
37. prostaglandin E2 derivative.mp.
38. (prostaglandin AND E2 AND derivative).mp.

39. (prostaglandin AND E2 AND derivatives).mp.
40. misoprostol/ OR misoprostol.mp.
41. rioprostil.mp. OR rioprostil/
42. arbaprostil/ OR arbaprostil.mp.
43. enprostil/ OR enprostil.mp.
44. rebamipide.mp.
45. /or 1-44
46. randomized controlled trial.pt.
47. controlled clinical trial.pt.
48. randomized.ab.
49. placebo.ab.
50. clinical trials as topic.sh.
51. randomly.ab.
52. trial.ti.
53. /or 46-52
54. exp animals/ not humans.sh.
55. 53 not 54
56. 45 and 55

**EMBASE** via OVID SP 1980 to 2016 Week 05

1. Proton pump inhibitor.mp. OR proton pump inhibitor/
2. Proton pump inhibitors.mp.
3. (proton AND pump AND inhibitor).mp.
4. (proton AND pump AND inhibitors).mp
5. PPI.mp.
6. PPIs.mp.
7. dexlansoprazole/ OR dexlansoprazole.mp.
8. esomeprazole.mp. OR esomeprazole/
9. tenatoprazole/ OR tenatoprazole.mp.
10. benatoprazole/ OR benatoprazole.mp.
11. rabeprazole/ OR rabeprazole.mp.
12. omeprazole/ OR omeprazole.mp.
13. lansoprazole/ OR lansoprazole.mp.
14. pantoprazole/ OR pantoprazole.mp.
15. ilaprazole.mp.
16. AZD0865.mp.
17. histamine H2 receptor antagonist.mp. OR histamine H2 receptor antagonist/
18. histamine H2 receptor antagonists.mp.
19. histamine H2 antagonists.mp. OR Histamine H2 Antagonists/
20. histamine H2 antagonist.mp. OR Histamine H2 Antagonist/
21. (histamine AND H2 receptor AND antagonist).mp.
22. (histamine AND H2 receptor AND antagonists).mp.
23. (histamine AND H2 AND antagonist).mp.
24. (histamine AND H2 AND antagonists).mp.
25. H2RA.mp.
26. H2RAs.mp.
27. cimetidine/ OR cimetidine.mp.
28. famotidine/ OR famotidine.mp.
29. ranitidine/ OR ranitidine.mp.
30. nizatidine/ OR nizatidine.mp.
31. lafutidine.mp.
32. roxatidine.mp.
33. prostaglandin E2 analogues.mp.
34. prostaglandin E2 analogue.mp.
35. (prostaglandin AND E2 AND analogue).mp.
36. (prostaglandin AND E2 AND analogues).mp.
37. PGE2 analogue.mp.
38. prostaglandin E2 derivative.mp. or prostaglandin E2 derivative/
39. (prostaglandin AND E2 AND derivative).mp.
40. (prostaglandin AND E2 AND derivatives).mp.

41. misoprostol/ OR misoprostol.mp.
42. rioprostil.mp. OR rioprostil/
43. arbaprostil/ OR arbaprostil.mp.
44. enprostil/ OR enprostil.mp.
45. rebamipide.mp.
46. /or 1-45
47. random\$.mp.
48. factorial\$.mp.
49. crossover\$.mp.
50. cross over\$.mp.
51. cross-over\$.mp.
52. placebo\$.mp.
53. (doubl\$ adj blind\$.mp.
54. (singl\$ adj blind\$.mp.
55. assign\$.mp
56. allocat\$.mp.
57. volunteer\$.mp. OR volunteer/
58. crossover procedure/
59. double-blind procedure/
60. randomized controlled trial/
61. single blind procedure/
62. /or 47-61
63. 62 and 46

Further suitable drugs were identified during publication processing. These were oxmetidine and ramixotidine and eligible trials using these drugs were included.

<sup>1</sup> Higgins JPT & Green S (editors). Cochrane Handbook for Systematic Reviews of Interventions Version 5.0.1 [updated September 2008]. The Cochrane Collaboration, 2008. Available from [www.cochrane-handbook.org](http://www.cochrane-handbook.org).

**Webtable 1: Details of trials involving a randomised comparison of a proton pump inhibitor (X) versus control (Y)**

Trial name	Regimen	Ref.	Indication for treatment	Design	Allocation Concealment	Blinding of investigators and patients	Availability of data	No. of patients	
								NX	NY
<b>Prevention Trials</b>									
<i>Dexlansoprazole vs Control</i>									
Metz 2009	30 mg	w1	Gastro-oesophageal reflux	Parallel	Telephone	Double	Yes	140	147
Fass 2011	30 mg	w2	Gastro-oesophageal reflux	Parallel	IVRS	Double	Yes	152	153
Howden 2009	60 mg	w3	Gastro-oesophageal reflux	Parallel	IVRS	Double	Yes	159	140
Metz 2009	60 mg	w1	Gastro-oesophageal reflux	Parallel	Telephone	Double	Yes	158	147
Howden 2009	90 mg	w3	Gastro-oesophageal reflux	Parallel	IVRS	Double	Yes	152	140
<i>Esomeprazole vs Control</i>									
Johnson 2001	10 mg	w4	Gastro-oesophageal reflux	Parallel	Sealed envelopes	Double	Yes	77	77
Vakil 2001	10 mg	w5	Gastro-oesophageal reflux	Parallel	Sealed envelopes	Double	No	91	94
PLUTO	20 mg	w6	Arthritis, rheumatic or musculoskeletal disorders	Parallel	Closed list	Double	Yes	195	192
ASTERIX	20 mg	w7	Antiplatelet therapy	Parallel	Onsite computer	Double	Yes	494	498
VENUS	20 mg	w6	Arthritis, rheumatic or musculoskeletal disorders	Parallel	Other method	Double	Yes	281	281
NASA1	20 mg	w8	Antiplatelet therapy	Parallel	Unspecified method	Double	No	195	207
SPACE1	20 mg	w8	Antiplatelet therapy	Parallel	Unspecified method	Double	Yes	187	189
Johnson 2005	20 mg	w9	Gastro-oesophageal reflux	Parallel	Closed list	Double	No	226	229
Johnson 2001	20 mg	w4	Gastro-oesophageal reflux	Parallel	Sealed envelopes	Double	Yes	82	77
NASA2 and SPACE2	20 mg	w10	Antiplatelet therapy	Parallel	Closed list	Double	Yes	202	212
Katz 2003 A	20 mg	w11	Gastro-oesophageal reflux	Parallel	Sealed envelopes	Double	No	121	124
Vakil 2001	20 mg	w5	Gastro-oesophageal reflux	Parallel	Sealed envelopes	Double	No	98	94
Katz 2003 B	20 mg	w11	Gastro-oesophageal reflux	Parallel	Sealed envelopes	Double	No	113	118
Cheung 2013	20 mg	w12	Gastro-oesophageal reflux	Parallel	Unspecified method	Double	No	-	-
Hsu 2010	20 mg	w13	Antiplatelet therapy	Parallel	Unspecified method	Unknown	Yes	79	75
Yu 2013 A	20 mg	w14	Cardiovascular disease	Parallel	Unspecified method	Unknown	No	122	148
Tan 2011	20 mg	w15	Gastro-oesophageal reflux	Parallel	Sealed envelopes	Double	No	85	90
Esomeprazole NSAID Preventive Study	20 mg	w16	Recently healed ulcers	Parallel	Onsite computer	Double	Yes	175	168
Hsu 2012	20 mg	w17	Recently healed ulcers	Parallel	Unspecified method	Unknown	Yes	157	161
LAVENDER	20 mg	w18	Recently healed ulcers	Parallel	Onsite computer	Double	Yes	215	215
Peura 2014 A	20 mg	w19	Gastro-oesophageal reflux	Parallel	Unspecified method	Double	Yes	171	169
Peura 2014 B	20 mg	w19	Gastro-oesophageal reflux	Parallel	Unspecified method	Double	Yes	170	171
Pilichiewicz 2013	20 mg	w20	Gastro-oesophageal reflux	Factorial	Unspecified method	Double	No	-	-
Hsu 2011	20 mg	w21	Recently healed ulcers	Parallel	Sealed envelopes	Open	Yes	83	82
Faruqi 2011	20 mg	w22	Chronic cough	Parallel	Unspecified method	Double	Yes	26	25
OBERON	20 mg	w23	Antiplatelet therapy	Parallel	Sealed envelopes	Double	Yes	804	805
Johnson 2010	20 mg	w24	Gastro-oesophageal reflux	Parallel	Unspecified method	Double	Yes	143	133
Reimer 2009	40 mg	w25	Healthy volunteers	Parallel	Sealed envelopes	Double	No	60	60
Wilder-Smith 2009	40 mg	w26	Dental	Parallel	Closed list	Double	Yes	15	15
PLUTO	40 mg	w6	Arthritis, rheumatic or musculoskeletal disorders	Parallel	Closed list	Double	Yes	198	192
VENUS	40 mg	w6	Arthritis, rheumatic or musculoskeletal disorders	Parallel	Other method	Double	Yes	282	281
Chan 2007	40 mg	w27	Arthritis, rheumatic or musculoskeletal disorders	Parallel	Pharmacy	Double	Yes	137	136
NASA1	40 mg	w8	Antiplatelet therapy	Parallel	Unspecified method	Double	No	206	207
SPACE1	40 mg	w8	Antiplatelet therapy	Parallel	Unspecified method	Double	Yes	180	189
Johnson 2005	40 mg	w9	Gastro-oesophageal reflux	Parallel	Closed list	Double	No	220	229
Johnson 2001	40 mg	w4	Gastro-oesophageal reflux	Parallel	Sealed envelopes	Double	Yes	82	77
Fass 2010	40 mg	w28	Gastro-oesophageal reflux	Parallel	Unspecified method	Double	No	24	17
Johnsson 2003	40 mg	w29	Gastro-oesophageal reflux	Parallel	Unspecified method	Double	No	176	92
Johnsson 2003	40 mg	w29	Gastro-oesophageal reflux	Parallel	Unspecified method	Double	No	172	92
NASA2 and SPACE2	40 mg	w10	Antiplatelet therapy	Parallel	Closed list	Double	Yes	196	212
Katz 2003 A	40 mg	w11	Gastro-oesophageal reflux	Parallel	Sealed envelopes	Double	No	123	124
Van Zanten 2006	40 mg	w30	Gastro-oesophageal reflux	Parallel	Unspecified method	Double	Yes	109	115
Vakil 2001	40 mg	w5	Gastro-oesophageal reflux	Parallel	Sealed envelopes	Double	No	92	94

**Webtable 1 (cont.): Details of trials involving a randomized comparison of a proton pump inhibitor (X) versus control (Y)**

Trial name	Regimen	Ref.	Indication for treatment	Design	Allocation Concealment	Blinding of investigators and patients	Availability of data	No. of patients	
								NX	NY
Reichel 2008	40 mg	w31	Gastro-oesophageal reflux	Parallel	Unspecified method	Double	Yes	32	30
Talley 2007	40 mg	w32	Gastro-oesophageal reflux	Parallel	Other method	Double	Yes	1065	524
Yi 2008	40 mg	w33	Gastro-oesophageal reflux	Parallel	Unspecified method	Unknown	No	15	13
Kiljander 2010	40 mg	w34	Asthma	Parallel	Unspecified method	Double	Yes	313	328
Katz 2003 B	40 mg	w11	Gastro-oesophageal reflux	Parallel	Sealed envelopes	Double	No	118	118
Hove 2013	40 mg	w35	Diabetes	Factorial	Sealed envelopes	Double	Yes	20	21
Fernando 2011	40 mg	w36	Acute coronary syndrome	Crossover	Pharmacy	Double	No	16	16
Liuzzo 2011	40 mg	w37	Cardiovascular disease	Parallel	Pharmacy	Double	No	78	84
Meineche-Schmidt 2011	40 mg	w38	Gastro-oesophageal reflux	Parallel	Sealed envelopes	Double	No	410	397
OBERON	40 mg	w23	Antiplatelet therapy	Parallel	Sealed envelopes	Double	Yes	817	805
PN400-301	40 mg	w39	Antiplatelet therapy	Parallel	IVRS	Double	Yes	218	220
Study PN400-302	40 mg	w40	Antiplatelet therapy	Parallel	IVRS	Double	Yes	212	211
Andersson 2014	40 mg	w41	Healthy volunteers	Crossover	Onsite computer	Unknown	Yes	27	27
Jiang 2013	40 mg	w42	Gastro-oesophageal reflux	Parallel	Unspecified method	Unknown	Yes	60	60
America Lung Association Asthma Clinical Research Centers	80 mg	w43	Asthma	Parallel	Unspecified method	Double	Yes	208	204
Vaezi 2006	80 mg	w44	Gastro-oesophageal reflux	Parallel	Unspecified method	Double	No	95	51
Kiljander 2006	80 mg	w45	Asthma	Parallel	Unspecified method	Unknown	Yes	387	383
Kiljander 2010	80 mg	w34	Asthma	Parallel	Unspecified method	Double	Yes	320	328
DiMango 2014	80 mg	w46	Gastro-oesophageal reflux	Parallel	Unspecified method	Double	No	9	8
Shaheen 2011	80 mg	w47	Chronic cough	Parallel	Unspecified method	Double	Yes	22	18
STARS II	160 mg	w48	Gastro-oesophageal reflux	Parallel	Closed list	Double	Yes	822	428
Byun 2015	Unknown	w49	Chronic cough	Parallel	Unspecified method	Double	No	-	-
Byun 2015	Unknown	w49	Chronic cough	Parallel	Unspecified method	Double	No	-	-
<b>Lansoprazole vs Control</b>									
Peura 2009 A	15 mg	w50	Gastro-oesophageal reflux	Parallel	Other method	Double	Yes	291	284
Graham 2002	15 mg	w51	Recently healed ulcers	Parallel	Other method	Double	Yes	136	134
Wong 2002	15 mg	w52	Gastro-oesophageal reflux	Parallel	Sealed envelopes	Double	No	152	152
Hongo 2008 B	15 mg	w53	Gastro-oesophageal reflux	Parallel	Unspecified method	Double	No	70	72
Kushner 2009	15 mg	w54	Gastro-oesophageal reflux	Parallel	Unspecified method	Double	No	570	564
Peura 2004	15 mg	w55	Gastro-oesophageal reflux	Parallel	Onsite computer	Double	No	305	308
Sasaki 2009	15 mg	w56	COPD	Parallel	Closed list	Single	No	51	52
Kovacs 1999	15 mg	w57	Recently healed ulcers	Parallel	Unspecified method	Double	Yes	15	19
Müller 1997	15 mg	w58	Healthy volunteers	Parallel	Unspecified method	Double	No	10	10
Earnest 1998	15 mg	w59	Gastro-oesophageal reflux	Parallel	Unspecified method	Double	No	72	66
Castell 1996	15 mg	w60	Gastro-oesophageal reflux	Parallel	Unspecified method	Double	Yes	218	213
Lanza 1997	15 mg	w61	Recently healed ulcers	Parallel	Unspecified method	Double	Yes	92	88
Kovacs 1998	15 mg	w62	Recently healed ulcers	Parallel	Unspecified method	Double	Yes	19	15
Sontag 1996	15 mg	w63	Gastro-oesophageal reflux	Parallel	Unspecified method	Double	No	53	56
Robinson 1996	15 mg	w64	Gastro-oesophageal reflux	Parallel	Unspecified method	Double	No	60	57
Richter 1999	15 mg	w65	Gastro-oesophageal reflux	Parallel	Unspecified method	Double	No	82	44
Russo 1997 X3	15 mg	w66	Recently healed ulcers	Extension	Closed list	Double	Yes	30	28
Richter 2000 C	15 mg	w67	Gastro-oesophageal reflux	Parallel	Unspecified method	Double	No	284	70
ELF Study	15 mg	w68	Gastro-oesophageal reflux	Parallel	Onsite computer	Double	No	24	30
Peura 2009 A	30 mg	w50	Gastro-oesophageal reflux	Parallel	Closed list	Double	Yes	277	284
Graham 2002	30 mg	w51	Recently healed ulcers	Parallel	Other method	Double	Yes	133	134
Wong 2002	30 mg	w52	Gastro-oesophageal reflux	Parallel	Sealed envelopes	Double	No	149	152
Hongo 2008 B	30 mg	w53	Gastro-oesophageal reflux	Parallel	Unspecified method	Double	No	78	72
Petite 1991 A	30 mg	w69	Healthy volunteers	Crossover	Unspecified method	Double	Yes	5	5
Peura 2004	30 mg	w55	Gastro-oesophageal reflux	Parallel	Onsite computer	Double	No	308	308
Kovacs 1999	30 mg	w57	Recently healed ulcers	Parallel	Unspecified method	Double	Yes	18	19
Earnest 1998	30 mg	w59	Gastro-oesophageal reflux	Parallel	Unspecified method	Double	No	71	66
Bell 2000	30 mg	w70	Healthy volunteers	Parallel	Unspecified method	Double	No	7	8

**Webtable 1 (cont.): Details of trials involving a randomized comparison of a proton pump inhibitor (X) versus control (Y)**

Trial name	Regimen	Ref.	Indication for treatment	Design	Allocation Concealment	Blinding of investigators and patients	Availability of data	No. of patients	
								NX	NY
Castell 1996	30 mg	w60	Gastro-oesophageal reflux	Parallel	Unspecified method	Double	Yes	422	213
Brummer 1997	30 mg	w71	Healthy volunteers	Crossover	Unspecified method	Double	No	5	5
Dumper J 2008	30 mg	w72	Globus	Parallel	Other method	Double	No	19	21
Gaetani 1995	30 mg	w73	Healthy volunteers	Crossover	Unspecified method	Double	No	6	6
Jang 2003	30 mg	w74	Pancreaticoduodenectomy (Whipple's procedure)	Parallel	Unspecified method	Unknown	No	18	19
Lai 2003	30 mg	w75	Recently healed ulcers	Parallel	Closed list	Open	Yes	22	21
Pakozdi 2009	30 mg	w76	Multiple sclerosis	Parallel	Unspecified method	Double	Yes	11	10
Kovacs 1998	30 mg	w62	Recently healed ulcers	Parallel	Unspecified method	Double	Yes	15	15
Sontag 1996	30 mg	w63	Gastro-oesophageal reflux	Parallel	Unspecified method	Double	No	54	56
Robinson 1996	30 mg	w64	Gastro-oesophageal reflux	Parallel	Unspecified method	Double	No	56	57
Richter 1999	30 mg	w65	Gastro-oesophageal reflux	Parallel	Unspecified method	Double	No	88	44
Richter 2000 C	30 mg	w67	Gastro-oesophageal reflux	Parallel	Unspecified method	Double	No	288	70
Xia 2003	30 mg	w77	Gastro-oesophageal reflux	Parallel	Unspecified method	Single	No	36	34
Leung 2007	30 mg	w78	Gastro-oesophageal reflux	Parallel	Sealed envelopes	Double	No	78	79
Lai 2002	30 mg	w79	Antiplatelet therapy	Parallel	Closed list	Double	Yes	62	61
DOSAPI	30 mg	w80	Cardiovascular disease	Parallel	Unspecified method	Double	No	40	42
Talwar 2010	30 mg	w81	Cardiovascular disease	Crossover	Unspecified method	Double	No	57	51
Zhang 2015	30 mg	w82	Antiplatelet therapy	Parallel	Unspecified method	Open	Yes	27	26
Feng 2014	30 mg	w83	Gastro-oesophageal reflux	Parallel	Unspecified method	Unknown	Yes	59	59
Fletcher 2011	30 mg	w84	Gastro-oesophageal reflux	Parallel	Unspecified method	Unknown	No	70	35
Jones 2010	30 mg	w85	Gastro-oesophageal reflux	Parallel	Unspecified method	Double	No	69	33
Adamopoulos 2009	40 mg	w86	Antiplatelet therapy	Crossover	Unspecified method	Open	No	16	16
Littner 2005	60 mg	w87	Asthma	Parallel	Unspecified method	Double	No	99	108
Havas 1999	60 mg	w88	Sore throat	Parallel	Unspecified method	Double	Yes	8	7
Earnest 1998	60 mg	w59	Gastro-oesophageal reflux	Parallel	Unspecified method	Double	No	79	66
El-Serag 2001	60 mg	w89	Sore throat	Parallel	Onsite computer	Double	No	12	10
Borjesson 2003	60 mg	w90	Nutcracker oesophagus	Crossover	Unspecified method	Double	No	7	12
Fuchs 1994	60 mg	w91	Healthy volunteers	Crossover	Unspecified method	Single	No	12	12
Meikle 1994	60 mg	w92	Healthy volunteers	Parallel	Unspecified method	Double	No	18	16
Vaezi 2010	60 mg	w93	Post nasal drip	Parallel	Unspecified method	Double	Yes	36	39
Andersson 2014	60 mg	w41	Healthy volunteers	Crossover	Onsite computer	Unknown	Yes	27	27
Takahiko 2011	Unknown	w94	COPD	Parallel	Unspecified method	Open	No	50	50
Takebayashi 2014	Unknown	w95	Diabetes	Parallel	Onsite computer	Open	No	50	50
Inukai 2015	Unknown	w96	Diabetes	Parallel	Unspecified method	Open	No	46	43
<b><i>Omeprazole vs Control</i></b>									
Farup 1999	10 mg	w97	Gastro-oesophageal reflux	Parallel	Unspecified method	Double	No	6	10
Bardhan 1998	10 mg	w98	Gastro-oesophageal reflux	Extension	Closed list	Double	No	130	133
Talley 1998 A	10 mg	w99	Gastro-oesophageal reflux	Parallel	Closed list	Double	No	409	426
Lauritsen 1991	10 mg	w100	Recently healed ulcers	Parallel	Closed list	Double	Yes	64	66
Carlsson 1998 (no oesophagitis)	10 mg	w101	Gastro-oesophageal reflux	Parallel	Unspecified method	Double	No	86	88
Bate 1995	10 mg	w102	Gastro-oesophageal reflux	Parallel	Unspecified method	Double	Yes	61	63
Allgood 2005	10 mg	w103	Gastro-oesophageal reflux	Parallel	Unspecified method	Double	Yes	1038	1053
Blum 2000	10 mg	w104	Gastro-oesophageal reflux	Parallel	Unspecified method	Double	Yes	202	203
Richter 2000 B	10 mg	w105	Gastro-oesophageal reflux	Parallel	Unspecified method	Double	Yes	118	123
Venables 1997 B	10 mg	w106	Gastro-oesophageal reflux	Parallel	Unspecified method	Double	Yes	242	253
Laursen 1995 X2	10 mg	w107	Gastro-oesophageal reflux	Extension	Onsite computer	Double	Yes	64	29
Lind 1997	10 mg	w108	Gastro-oesophageal reflux	Parallel	Other method	Double	Yes	199	105
Uemura 2008	10 mg	w109	Gastro-oesophageal reflux	Parallel	Unspecified method	Double	Yes	96	95
OPPULENT	20 mg	w110	Antiplatelet therapy	Parallel	Unspecified method	Double	Yes	83	86
Ekström 1996	20 mg	w111	Arthritis, rheumatic or musculoskeletal disorders	Parallel	Unspecified method	Double	Yes	86	91
Bianchi Porro 1998	20 mg	w112	Osteoarthritis	Parallel	Unspecified method	Double	Yes	57	57



**Webtable 1 (cont.): Details of trials involving a randomized comparison of a proton pump inhibitor (X) versus control (Y)**

Trial name	Regimen	Ref.	Indication for treatment	Design	Allocation Concealment	Blinding of investigators and patients	Availability of data	No. of patients	
								NX	NY
OMNIUM 1998 X2	20 mg	w113	Recently healed ulcers	Extension	Unspecified method	Double	Yes	274	155
Brun 2000	20 mg	w114	Gastro-oesophageal reflux	Parallel	Unspecified method	Double	No	-	-
Sgouros 2005	20 mg	w115	Schatzki's rings	Parallel	Sealed envelopes	Unknown	No	15	15
Meineche-Schmidt 2004	20 mg	w116	Gastro-oesophageal reflux	Parallel	Closed list	Double	No	273	272
Veldhuyzen van Zanten 1998	20 mg	w117	Gastritis or duodenitis	Parallel	Unspecified method	Double	No	45	47
Farup 1999	20 mg	w97	Gastro-oesophageal reflux	Parallel	Unspecified method	Double	No	8	10
COGENT	20 mg	w118	Dual antiplatelet therapy	Parallel	Other method	Double	Yes	1938	1935
Talley 1998 A	20 mg	w99	Gastro-oesophageal reflux	Parallel	Closed list	Double	No	427	426
Ishizaki 1995	20 mg	w119	Healthy volunteers	Crossover	Unspecified method	Single	Yes	5	5
Marzio 1995 X2	20 mg	w120	Recently healed ulcers	Extension	Unspecified method	Unknown	Yes	36	25
Castell 1996	20 mg	w60	Gastro-oesophageal reflux	Parallel	Unspecified method	Double	Yes	431	213
Brummer 1997	20 mg	w71	Healthy volunteers	Crossover	Unspecified method	Double	No	5	5
Carlsson 1998 (no oesophagitis)	20 mg	w101	Gastro-oesophageal reflux	Parallel	Unspecified method	Double	No	87	88
Hetzel 1988 B	20 mg	w121	Gastro-oesophageal reflux	Parallel	Unspecified method	Double	No	82	32
Goh 1995	20 mg	w122	Recently healed ulcers	Parallel	Closed list	Double	Yes	60	63
Bate 1995	20 mg	w102	Gastro-oesophageal reflux	Parallel	Unspecified method	Double	Yes	69	63
Ford 1994	20 mg	w123	Asthma	Crossover	Unspecified method	Double	No	6	6
Allgood 2005	20 mg	w103	Gastro-oesophageal reflux	Parallel	Unspecified method	Double	Yes	1047	1053
Blohme 1993	20 mg	w124	Renal transplant	Crossover	Unspecified method	Double	No	5	5
Blum 2000	20 mg	w104	Gastro-oesophageal reflux	Parallel	Unspecified method	Double	Yes	193	203
Guslandi 1992	20 mg	w125	Gastro-oesophageal reflux	Parallel	Unspecified method	Double	No	12	12
Garg 1995	20 mg	w126	Varices	Parallel	Unspecified method	Double	No	23	24
Gerson 2005	20 mg	w127	Gastro-oesophageal reflux	Parallel	Pharmacy	Double	Yes	21	19
Hatlebakk 1999	20 mg	w128	Gastro-oesophageal reflux	Parallel	Pharmacy	Double	No	161	159
Sutfin 1989	20 mg	w129	Healthy volunteers	Crossover	Unspecified method	Double	Yes	10	10
Unge 1992	20 mg	w130	Anticoagulation	Crossover	Unspecified method	Double	Yes	13	15
Sartori 2000	20 mg	w131	Cancer or palliative care (non gastrointestinal)	Parallel	Unspecified method	Unknown	Yes	76	75
Sontag 1992	20 mg	w132	Gastro-oesophageal reflux	Parallel	Unspecified method	Double	No	93	46
Richter 2000 B	20 mg	w105	Gastro-oesophageal reflux	Parallel	Unspecified method	Double	Yes	118	123
Simon 1995 A	20 mg	w133	Healthy volunteers	Parallel	Unspecified method	Double	No	12	12
Sontag 1997 A	20 mg	w134	Gastro-oesophageal reflux	Parallel	Unspecified method	Double	No	138	131
Howard 1994	20 mg	w135	Gastro-oesophageal reflux	Parallel	Unspecified method	Double	No	18	17
Rokkas 2001	20 mg	w136	Gastro-oesophageal reflux	Parallel	Onsite computer	Open	Yes	40	40
Laursen 1995 X2	20 mg	w107	Gastro-oesophageal reflux	Extension	Onsite computer	Double	Yes	65	29
Bate 1996	20 mg	w137	Gastro-oesophageal reflux	Parallel	Unspecified method	Double	Yes	98	111
Heijerman 1993	20 mg	w138	Cystic fibrosis	Crossover	Unspecified method	Double	Yes	6	6
Lind 1997	20 mg	w108	Gastro-oesophageal reflux	Parallel	Other method	Double	Yes	205	105
Levin 1998	20 mg	w139	Asthma	Crossover	Other method	Double	No	5	4
Uemura 2008	20 mg	w109	Gastro-oesophageal reflux	Parallel	Unspecified method	Double	Yes	93	95
Meineche-Schmidt 1997 (healthy)	20 mg	w140	Healthy volunteers	Parallel	Closed list	Double	No	278	270
Houben 1995	20 mg	w141	Healthy volunteers	Crossover	Unspecified method	Double	No	3	3
Ostovaneh 2014	20 mg	w142	Gastro-oesophageal reflux	Parallel	Closed list	Double	No	48	48
Aimi 2014	20 mg	w143	Insomnia	Parallel	Pharmacy	Double	No	89	86
Stephenson 2015	20 mg	w144	Laryngeal cancer	Parallel	Onsite computer	Double	No	21	19
Ren 2011	20 mg	w145	Percutaneous coronary intervention	Parallel	Unspecified method	Unknown	Yes	86	86
Dammann 1985 C	30 mg	w146	Healthy volunteers	Parallel	Unspecified method	Double	Yes	10	5
Hetzel 1988 A	30 mg	w121	Gastro-oesophageal reflux	Parallel	Unspecified method	Double	Yes	32	32
Maev 2002	40 mg	w147	Asthma	Parallel	Unspecified method	Unknown	No	64	53
Bolling-Sternevald 2002	40 mg	w148	Gastro-oesophageal reflux	Parallel	Closed list	Double	Yes	100	97
Laine 1998 C	40 mg	w149	Recently healed ulcers	Parallel	Unspecified method	Double	No	48	50
Meineche-Schmidt 2004	40 mg	w116	Gastro-oesophageal reflux	Parallel	Closed list	Double	No	283	272

**Webtable 1 (cont.): Details of trials involving a randomized comparison of a proton pump inhibitor (X) versus control (Y)**

Trial name	Regimen	Ref.	Indication for treatment	Design	Allocation Concealment	Blinding of investigators and patients	Availability of data	No. of patients	
								NX	NY
Rabeneck 2002	40 mg	w150	Gastro-oesophageal reflux	Parallel	Onsite computer	Double	Yes	71	69
Kiljander 1999	40 mg	w151	Asthma	Crossover	Unspecified method	Double	No	27	25
Scheiman 1994	40 mg	w152	Healthy volunteers	Crossover	Unspecified method	Double	No	11	9
Achem 1997	40 mg	w153	Gastro-oesophageal reflux	Parallel	Onsite computer	Double	No	17	19
Caraco 1995	40 mg	w154	Healthy volunteers	Crossover	Unspecified method	Double	No	8	8
Hetzel 1988 B	40 mg	w121	Gastro-oesophageal reflux	Parallel	Unspecified method	Double	No	82	32
Bortolotti 2006	40 mg	w155	Gastro-oesophageal reflux	Parallel	Unspecified method	Double	No	10	10
Dorta 2000	40 mg	w156	Healthy volunteers	Crossover	Sealed envelopes	Double	Yes	6	6
Kiljander 2000	40 mg	w157	Gastro-oesophageal reflux	Crossover	Unspecified method	Double	No	14	14
Fallahi 2008	40 mg	w158	Gastro-oesophageal reflux	Parallel	Unspecified method	Double	No	18	18
Meier 1994	40 mg	w159	Asthma	Crossover	Unspecified method	Double	Yes	10	5
Sharma 1987	40 mg	w160	Healthy volunteers	Parallel	Unspecified method	Unknown	Yes	8	8
Teichtahl 1996	40 mg	w161	Gastro-oesophageal reflux	Crossover	Unspecified method	Double	No	12	12
Sontag 1992	40 mg	w132	Gastro-oesophageal reflux	Parallel	Unspecified method	Double	No	91	46
Rabeneck 2001	40 mg	w162	Gastro-oesophageal reflux	Parallel	Unspecified method	Double	No	-	-
Simon 1995 A	40 mg	w133	Healthy volunteers	Parallel	Unspecified method	Double	No	12	12
Unge 1989 B	40 mg	w163	Gastritis or duodenitis	Parallel	Unspecified method	Double	No	10	7
Watson 1997	40 mg	w164	Oesophageal disorders	Crossover	Unspecified method	Double	Yes	10	10
Serfaty-Lacrosniere 1995	40 mg	w165	Healthy volunteers	Parallel	Unspecified method	Unknown	No	8	5
Budzynski 2008	40 mg	w166	Cardiovascular disease	Crossover	Pharmacy	Double	No	24	24
Houben 1995	40 mg	w141	Healthy volunteers	Crossover	Unspecified method	Double	No	3	3
Chen 2013	40 mg	w167	Gastro-oesophageal reflux	Parallel	Unspecified method	Unknown	Yes	30	30
Emami 2014	40 mg	w168	Chronic cough	Crossover	Unspecified method	Double	No	23	22
Poh 2011	40 mg	w169	Gastro-oesophageal reflux	Parallel	Unspecified method	Unknown	No	31	16
Study 301	40 mg	w170	Cardiovascular disease	Parallel	Unspecified method	Double	Yes	265	265
Study 302	40 mg	w170	Cardiovascular disease	Parallel	Unspecified method	Double	Yes	259	260
Goldstein 2013	40 mg	w171	Antiplatelet therapy	Parallel	Unspecified method	Double	Yes	521	522
Cai 2010	40 mg	w172	Percutaneous coronary intervention	Parallel	Unspecified method	Unknown	Yes	20	20
Boeree 1998	80 mg	w173	Gastro-oesophageal reflux	Parallel	Unspecified method	Double	No	18	18
Noordzij 2001	80 mg	w174	Gastro-oesophageal reflux	Parallel	Unspecified method	Double	Yes	15	15
Pandak 2002	80 mg	w175	Gastro-oesophageal reflux	Crossover	Unspecified method	Double	Yes	22	20
Ours 1999	80 mg	w176	Chronic cough	Parallel	Unspecified method	Double	Yes	8	9
Freedberg 2015	80 mg	w177	Healthy volunteers	Crossover	Unspecified method	Unknown	No	6	6
Andersson 2014	80 mg	w41	Healthy volunteers	Crossover	Onsite computer	Unknown	Yes	27	27
Dabirmoghadam 2012	Unknown	w178	Gastro-oesophageal reflux	Parallel	Unspecified method	Unknown	No	30	30
<b><i>Pantoprazole vs Control</i></b>									
Richter 2000 A	10 mg	w179	Gastro-oesophageal reflux	Parallel	Unspecified method	Double	No	174	82
Pilotto 2003	20 mg	w180	Gastro-oesophageal reflux	Parallel	Unspecified method	Double	No	49	56
Richter 2000 A	20 mg	w179	Gastro-oesophageal reflux	Parallel	Unspecified method	Double	No	174	82
van Rensburg 2008	20 mg	w181	Gastro-oesophageal reflux	Parallel	Unspecified method	Double	Yes	207	212
Holtmann 2011	20 mg	w182	Antiplatelet therapy	Parallel	Unspecified method	Double	Yes	404	396
van der Velden 2010	20 mg	w183	Gastro-oesophageal reflux	Parallel	Closed list	Double	No	62	141
Bianchi Porro 2000	40 mg	w184	Arthritis, rheumatic or musculoskeletal disorders	Parallel	Other method	Double	Yes	70	34
Richter 2000 A	40 mg	w179	Gastro-oesophageal reflux	Parallel	Unspecified method	Double	No	173	82
Dammann 1994	40 mg	w185	Healthy volunteers	Crossover	Unspecified method	Double	No	6	8
Santos 2006	40 mg	w186	Asthma	Parallel	Unspecified method	Double	No	22	22
Dabos 2010	40 mg	w187	Gastritis or duodenitis	Parallel	Unspecified method	Unknown	No	13	13
Wo 2006	40 mg	w188	Gastro-oesophageal reflux	Parallel	Closed list	Double	Yes	20	19
Schwartz 2001	40 mg	w189	Gastro-oesophageal reflux	Parallel	Unspecified method	Double	No	10	10
Müller 1998	40 mg	w190	Healthy volunteers	Parallel	Unspecified method	Double	Yes	16	8
Suurna 2008	40 mg	w191	Gastro-oesophageal reflux	Crossover	Sealed envelopes	Double	No	30	30

**Webtable 1 (cont.): Details of trials involving a randomized comparison of a proton pump inhibitor (X) versus control (Y)**

Trial name	Regimen	Ref.	Indication for treatment	Design	Allocation Concealment	Blinding of investigators and patients	Availability of data	No. of patients	
								NX	NY
Cervelli 2012	40 mg	w192	Haemodialysis	Crossover	Unspecified method	Double	No	13	13
Niklasson 2010	40 mg	w193	Healthy volunteers	Parallel	Closed list	Double	No	25	25
Baysal 2015	40 mg	w194	Gastro-oesophageal reflux	Parallel	Onsite computer	Double	Yes	132	132
Yu 2013 A	40 mg	w14	Cardiovascular disease	Parallel	Unspecified method	Unknown	No	100	148
Gonzalez-Ortiz 2015	40 mg	w195	Diabetes	Parallel	Unspecified method	Double	No	7	7
Lai 2012	40 mg	w196	Haemodialysis	Crossover	Unspecified method	Double	Yes	5	5
Yu 2013 B	40 mg	w197	Dual antiplatelet therapy	Parallel	Unspecified method	Unknown	No	35	35
Yang 2014	40 mg	w198	Gastro-oesophageal reflux	Parallel	Unspecified method	Unknown	Yes	75	74
Cai 2010	40 mg	w172	Percutaneous coronary intervention	Parallel	Unspecified method	Unknown	Yes	20	20
Zhao 2015	75 mg	w199	Percutaneous coronary intervention	Parallel	Unspecified method	Unknown	Yes	150	150
Eherer 2003	80 mg	w200	Gastro-oesophageal reflux	Crossover	Unspecified method	Double	Yes	10	10
Singh 2012	80 mg	w201	Diabetes	Parallel	Closed list	Double	Yes	16	15
<b><i>Rabeprazole vs Control</i></b>									
Japan Rabeprazole Study Group for NERD	5 mg	w202	Gastro-oesophageal reflux	Parallel	Unspecified method	Double	Yes	93	93
Caos 2005	10 mg	w203	Gastro-oesophageal reflux	Parallel	Onsite computer	Double	No	165	169
Caos 2000	10 mg	w204	Gastro-oesophageal reflux	Parallel	Unspecified method	Double	Yes	70	70
Cloud 1998 C	10 mg	w205	Gastro-oesophageal reflux	Parallel	Unspecified method	Double	No	27	25
Birbara 2000	10 mg	w206	Gastro-oesophageal reflux	Parallel	Unspecified method	Double	No	95	99
Miner 2006 B	10 mg	w207	Gastro-oesophageal reflux	Parallel	Unspecified method	Double	Yes	65	70
CAESAR	10 mg	w208	Gastro-oesophageal reflux	Parallel	Unspecified method	Double	No	49	49
Tanaka 2014	10 mg	w209	Osteoporosis	Parallel	Unspecified method	Unknown	No	49	47
Munesue 2012	10 mg	w210	Gastro-oesophageal reflux	Parallel	Unspecified method	Double	No	-	-
Hidaka 2012	10 mg	w211	Varices	Parallel	Onsite computer	Open	Yes	21	22
Itoh 2013	10 mg	w212	Osteoporosis	Parallel	Unspecified method	Unknown	Yes	94	86
SAMURAI	10 mg	w213	Gastro-oesophageal reflux	Parallel	Unspecified method	Double	Yes	84	85
Japan Rabeprazole Study Group for NERD	10 mg	w202	Gastro-oesophageal reflux	Parallel	Unspecified method	Double	Yes	102	93
Chen H 2010	20 mg	w214	Cholecystectomy	Parallel	Sealed envelopes	Unknown	No	61	59
Caos 2005	20 mg	w203	Gastro-oesophageal reflux	Parallel	Onsite computer	Double	No	163	169
Caos 2000	20 mg	w204	Gastro-oesophageal reflux	Parallel	Unspecified method	Double	Yes	69	70
Dammann 1999	20 mg	w215	Healthy volunteers	Crossover	Unspecified method	Double	Yes	6	6
Cloud 1998 C	20 mg	w205	Gastro-oesophageal reflux	Parallel	Unspecified method	Double	No	25	25
Birbara 2000	20 mg	w206	Gastro-oesophageal reflux	Parallel	Unspecified method	Double	No	94	99
Laheij 2003	20 mg	w216	Antiplatelet therapy	Parallel	Closed list	Double	Yes	76	74
Miner 2006 B	20 mg	w207	Gastro-oesophageal reflux	Parallel	Unspecified method	Double	Yes	68	70
van Rossum 2004	20 mg	w217	Antiplatelet therapy	Parallel	Closed list	Double	No	73	69
Santarelli 2003	20 mg	w218	Gastro-oesophageal reflux	Parallel	Closed list	Open	No	20	20
Johanson 2001	20 mg	w219	Gastro-oesophageal reflux	Parallel	Unspecified method	Double	No	59	58
Chan 2014 A	20 mg	w220	Arthritis, rheumatic or musculoskeletal disorders	Parallel	Closed list	Double	No	58	55
Munesue 2012	20 mg	w210	Gastro-oesophageal reflux	Parallel	Unspecified method	Double	No	-	-
SAMURAI	20 mg	w213	Gastro-oesophageal reflux	Parallel	Unspecified method	Double	Yes	85	85
Katare 2013	20 mg	w221	Gastritis or duodenitis	Parallel	Unspecified method	Unknown	No	30	30
Sun 2014	20 mg	w222	Gastro-oesophageal reflux	Parallel	Unspecified method	Unknown	No	30	30
Peterson 2008	30 mg	w223	Asthma	Parallel	Onsite computer	Double	No	23	8
Pawar 2007	40 mg	w224	Post nasal drip	Parallel	Unspecified method	Double	No	21	26
Cloud 1998 C	40 mg	w205	Gastro-oesophageal reflux	Parallel	Unspecified method	Double	No	26	25
Steward 2004	40 mg	w225	Gastro-oesophageal reflux	Parallel	Sealed envelopes	Double	Yes	21	21
Lam 2010	40 mg	w226	Gastro-oesophageal reflux	Parallel	Closed list	Double	No	43	43
Leelayuthachai 2012	40 mg	w227	Gastro-oesophageal reflux	Parallel	Unspecified method	Unknown	No	-	-
Munesue 2012	40 mg	w210	Gastro-oesophageal reflux	Parallel	Unspecified method	Double	No	-	-
SAMURAI	40 mg	w213	Gastro-oesophageal reflux	Parallel	Unspecified method	Double	Yes	84	85

**Webtable 1 (cont.): Details of trials involving a randomized comparison of a proton pump inhibitor (X) versus control (Y)**

Trial name	Regimen	Ref.	Indication for treatment	Design	Allocation Concealment	Blinding of investigators and patients	Availability of data	No. of patients	
								NX	NY
<b>Other PPI vs Control</b>									
Johansson 2009	40-60 mg	w228	Oesophagectomy	Parallel	Sealed envelopes	Open	Yes	40	40
Holtmann 2013 (without herbal preparation)	Unknown	w229	Gastro-oesophageal reflux	Parallel	Unspecified method	Double	No	30	25
Holtmann 2013 (with herbal preparation)	Unknown	w229	Gastro-oesophageal reflux	Parallel	Unspecified method	Double	No	28	27
<b>Healing Trials</b>									
<b>Esomeprazole vs Control</b>									
Tulassay 2008	20 mg	w230	Peptic ulcers	Parallel	Closed list	Double	Yes	164	152
<b>Lansoprazole vs Control</b>									
Avner 1995 B	15 mg	w231	Peptic ulcers	Parallel	Unspecified method	Double	Yes	73	75
Avner 1995 A	15 mg	w232	Peptic ulcers	Parallel	Unspecified method	Double	Yes	64	60
Jhala 1995	15 mg	w233	Peptic ulcers	Parallel	Unspecified method	Double	Yes	34	19
Lanza 1994	15 mg	w234	Peptic ulcers	Parallel	Unspecified method	Double	Yes	87	44
Avner 1995 B	30 mg	w231	Peptic ulcers	Parallel	Unspecified method	Double	Yes	75	75
Avner 1995 A	30 mg	w232	Peptic ulcers	Parallel	Unspecified method	Double	Yes	62	60
Jhala 1995	30 mg	w233	Peptic ulcers	Parallel	Unspecified method	Double	Yes	33	19
Lanza 1994	30 mg	w234	Peptic ulcers	Parallel	Unspecified method	Double	Yes	84	44
Fu 2012	30 mg	w235	Peptic ulcers	Parallel	Unspecified method	Unknown	Yes	56	56
Avner 1995 B	60 mg	w231	Peptic ulcers	Parallel	Unspecified method	Double	Yes	73	75
Avner 1995 A	60 mg	w232	Peptic ulcers	Parallel	Unspecified method	Double	Yes	59	60
Harford 1996	60 mg	w236	Peptic ulcers	Parallel	Unspecified method	Double	Yes	68	67
Harford 1996	90 mg	w236	Peptic ulcers	Parallel	Unspecified method	Double	Yes	72	67
<b>Omeprazole vs Control</b>									
Hsu 2003	20 mg	w237	Peptic ulcers	Parallel	Unspecified method	Open	Yes	40	39
D'Imperio 1994	20 mg	w238	Post-endoscopic ulcers	Parallel	Unspecified method	Open	No	73	73
Jung 2008	20 mg	w239	Peptic ulcers	Parallel	Unspecified method	Open	Yes	14	12
Dotto 1993	20 mg	w240	Peptic ulcers	Parallel	Unspecified method	Unknown	Yes	12	10
Valenzuela 1996	20 mg	w241	Peptic ulcers	Parallel	Unspecified method	Double	Yes	202	104
Sezer 1995 (with ciprofloxacin)	20 mg	w242	Peptic ulcers	Parallel	Unspecified method	Double	Yes	24	21
Sezer 1995 (no ciprofloxacin)	20 mg	w242	Peptic ulcers	Parallel	Unspecified method	Double	Yes	23	24
Graham 1990	20 mg	w243	Peptic ulcers	Parallel	Unspecified method	Double	Yes	102	51
Hepylog Investigator Study Group	20 mg	w244	Peptic ulcers	Parallel	Sealed envelopes	Double	Yes	76	74
Marzio 2003	20 mg	w245	Peptic ulcers	Parallel	Unspecified method	Double	Yes	50	53
Tepes 2001	20 mg	w246	Peptic ulcers	Parallel	Unspecified method	Double	Yes	38	39
Labenz 1997 C	20 mg	w247	Peptic ulcers	Parallel	Unspecified method	Double	Yes	21	20
Laine 1998 B	40 mg	w149	Peptic ulcers	Parallel	Unspecified method	Double	Yes	62	59
Valenzuela 1996	40 mg	w241	Peptic ulcers	Parallel	Unspecified method	Double	Yes	214	104
Uygurer 1998	40 mg	w248	Peptic ulcers	Parallel	Unspecified method	Unknown	Yes	25	25
Zafar 2012	40 mg	w249	Peptic ulcers	Parallel	Unspecified method	Unknown	No	-	-
Laine 1998 A	80 mg	w149	Peptic ulcers	Parallel	Unspecified method	Double	Yes	72	37
Neil 1998 A	80 mg	w250	Peptic ulcers	Parallel	Unspecified method	Double	No	36	13
<b>Pantoprazole vs Control</b>									
Bago 1998	80 mg	w251	Peptic ulcers	Parallel	Unspecified method	Unknown	Yes	44	50
<b>Rabeprazole vs Control</b>									
Takeuchi 2012	10 mg	w252	Peptic ulcers	Parallel	Closed list	Open	Yes	40	38
Cloud 1998 A	20 mg	w253	Peptic ulcers	Parallel	Unspecified method	Double	Yes	32	31
Cloud 1998 B	20 mg	w253	Peptic ulcers	Parallel	Unspecified method	Double	Yes	34	33
Cloud 1998 A	40 mg	w253	Peptic ulcers	Parallel	Unspecified method	Double	Yes	31	31
Cloud 1998 B	40 mg	w253	Peptic ulcers	Parallel	Unspecified method	Double	Yes	33	33

**Webtable 1 (cont.): Details of trials involving a randomized comparison of a proton pump inhibitor (X) versus control (Y)**

Trial name	Regimen	Ref.	Indication for treatment	Design	Allocation Concealment	Blinding of investigators and patients	Availability of data	No. of patients	
								NX	NY
<b>Acute Bleeding Trials</b>									
<b><i>Esomeprazole vs Control</i></b>									
Peptic Ulcer Bleed Study	192 mg	w254	Bleeding Peptic Ulcer	Parallel	Onsite computer	Double	Yes	376	391
<b><i>Lansoprazole vs Control</i></b>									
Hawkey 2001	120 mg	w255	UGI bleeding of any cause	Factorial	Unspecified method	Double	Yes	102	103
<b><i>Omeprazole vs Control</i></b>									
Khuroo 1997	80 mg	w256	Bleeding Peptic Ulcer	Parallel	Sealed envelopes	Double	Yes	110	110
Javid 2001	80 mg	w257	Bleeding Peptic Ulcer	Parallel	Sealed envelopes	Double	Yes	82	84
Sofia 2000	120 mg	w258	Bleeding Peptic Ulcer	Parallel	Other method	Open	Yes	40	44
Lau 2000	192 mg	w259	Bleeding Peptic Ulcer	Parallel	Pharmacy	Single	Yes	120	120
Hasselgren 1997	192 mg	w260	Bleeding Peptic Ulcer	Parallel	Unspecified method	Double	Yes	159	163
Lau 2007	192 mg	w261	UGI bleeding of any cause	Parallel	Pharmacy	Double	Yes	319	319
Schaffalitzky de Muckadell 1997	192 mg	w262	Bleeding Peptic Ulcer	Parallel	Onsite computer	Double	Yes	134	140
Daneshmend 1992	200 mg	w263	UGI bleeding of any cause	Parallel	Unspecified method	Double	Yes	578	569
<b><i>Pantoprazole vs Control</i></b>									
Zargar 2006	192 mg	w264	Bleeding Peptic Ulcer	Parallel	Sealed envelopes	Double	Yes	102	101
Hung 2007	192 mg	w265	Bleeding Peptic Ulcer	Parallel	Closed list	Open	Yes	56	54
Hung 2007	197 mg	w265	Bleeding Peptic Ulcer	Parallel	Closed list	Open	Yes	56	54

Design: Parallel=parallel trial. Factorial=Factorial trial. 'Extension' studies are studies in which patients are randomised more than once during the trial (only the parts of the trial that involve a valid randomised comparison for this meta-analysis, labelled X1, X2 etc., are shown in this table). Data shown for crossover trials reflect only events during the first phase of the trial. The suffixes A, B, C, D are used to distinguish different trials published by the same author in the same year.

Allocation concealment: IVRS (Interactive Voice Response System); Telephone (telephone central office); Pharmacy (pharmacy coded containers administered sequentially); Onsite computer (onsite computer accessible only after entering patient details); Sealed envelopes (sequentially numbered, opaque or without further specification); Closed list (closed list of random numbers); Other (other specified method); Unspecified (stated as being 'randomised' but with no other details).

Blinding of investigators and patients: Single=single-blind; Double=double-blind; Open=open label.

Availability of data: Data available for at least one endpoint of interest in the meta-analyses.

In cases where the number randomised was not reported, the number evaluated was used instead. In addition, for crossover trials, where neither the number randomised nor the number evaluated was reported, the total number of participants divided by number of arms was used.

**Webtable 2: Details of trials involving a randomised comparison of a prostaglandin analogue (X) versus control (Y)**

Trial name	Regimen	Ref.	Indication for treatment	Design	Allocation Concealment	Blinding of investigators and patients	Availability of data	No. of patients	
								NX	NY
<b>Prevention Trials</b>									
<i>Arbaprostil vs Control</i>									
Reele 1982	400 ug	w266	Healthy volunteers	Parallel	Unspecified method	Double	No	6	6
<i>Enprostil vs Control</i>									
Lanza 1990	70 ug	w267	Healthy volunteers	Parallel	Closed list	Double	Yes	33	34
Davis 1989	105 ug	w268	Diabetes	Crossover	Unspecified method	Double	No	6	6
Lanza 1990	140 ug	w267	Healthy volunteers	Parallel	Closed list	Double	Yes	36	34
<i>Misoprostol vs Control</i>									
Santillan 1999	50 ug	w269	Antiplatelet therapy	Parallel	Unspecified method	Double	Yes	19	19
Donnelly 2000	100 ug	w270	Antiplatelet therapy	Parallel	Unspecified method	Double	Yes	16	16
Delmas 1994	400 ug	w271	Arthritis, rheumatic or musculoskeletal disorders	Parallel	Unspecified method	Double	Yes	73	103
Graham 1988	400 ug	w272	Osteoarthritis	Parallel	Unspecified method	Double	Yes	143	138
Spaggiari 1993	400 ug	w273	Post-operative	Parallel	Unspecified method	Open	No	50	45
OMNIUM 1998 X2	400 ug	w113	Recently healed ulcers	Extension	Unspecified method	Double	Yes	296	155
Bocanegra 1998	400 ug	w274	Osteoarthritis	Parallel	Unspecified method	Double	Yes	175	154
Van Beusekom 1995	400 ug	w275	Rheumatoid arthritis	Parallel	Unspecified method	Double	No	38	38
Munger 2008	400 ug	w276	Hypertension	Crossover	Unspecified method	Double	Yes	10	10
Ahmed 1991 B	400 ug	w277	Antiplatelet therapy	Parallel	Unspecified method	Double	No	18	19
Goldin 1991	400 ug	w278	Recently healed ulcers	Parallel	Closed list	Double	Yes	25	12
Bach 1991	400 ug	w279	Arthritis, rheumatic or musculoskeletal disorders	Parallel	Unspecified method	Double	Yes	68	70
Curtis 1993	400 ug	w280	Renal transplant	Parallel	Unspecified method	Double	No	58	100
Raskin 1995	400 ug	w281	Arthritis, rheumatic or musculoskeletal disorders	Parallel	Sealed envelopes	Double	Yes	344	308
Pazzi 1994	400 ug	w282	Gastritis or duodenitis	Parallel	Unspecified method	Double	Yes	22	26
De Melo Gomes 1992 A	455 ug	w283	Osteoarthritis	Parallel	Unspecified method	Double	Yes	178	183
Doherty 1992	460 ug	w284	Osteoarthritis	Parallel	Unspecified method	Double	No	228	227
Agrawal 1995	500 ug	w285	Arthritis, rheumatic or musculoskeletal disorders	Parallel	Unspecified method	Unknown	Yes	193	191
De Melo Gomes 1992 B	500 ug	w283	Rheumatoid arthritis	Parallel	Unspecified method	Double	Yes	164	175
Hannequin 1992	500 mg	w286	Rheumatoid arthritis	Parallel	Unspecified method	Double	No	177	169
Akkuzu 2004	540 ug	w287	Tinnitus	Parallel	Unspecified method	Double	No	28	14
Zuinen 1993	541 ug	w288	Arthritis, rheumatic or musculoskeletal disorders	Parallel	Unspecified method	Double	No	185	187
Chandrasekaran 1991	600 ug	w289	Arthritis, rheumatic or musculoskeletal disorders	Parallel	Unspecified method	Double	Yes	45	45
Henriksson 1993	600 ug	w290	Rheumatoid arthritis	Parallel	Unspecified method	Double	Yes	20	20
Spaziani 1994	600 mg	w291	Gastritis or duodenitis	Parallel	Unspecified method	Unknown	No	16	14
Bardhan 1993	600 ug	w292	Arthritis, rheumatic or musculoskeletal disorders	Parallel	Unspecified method	Double	Yes	144	157
Boers 1991	600 ug	w293	Rheumatoid arthritis	Crossover	Unspecified method	Double	No	12	12
Briner 1993	600 ug	w294	Tinnitus	Parallel	Unspecified method	Unknown	Yes	12	12
Fujimori 2009	600 ug	w295	Antiplatelet therapy	Parallel	Unspecified method	Single	Yes	16	16
Kelly 1994	600 ug	w296	Antiplatelet therapy	Parallel	Unspecified method	Double	Yes	5	10
Evers 1998	600 ug	w297	Chronic cluster headache	Crossover	Unspecified method	Double	Yes	4	4
Raskin 1995	600 ug	w281	Arthritis, rheumatic or musculoskeletal disorders	Parallel	Sealed envelopes	Double	Yes	332	308
Levi 1992	600 ug	w298	Arthritis, rheumatic or musculoskeletal disorders	Parallel	Unspecified method	Unknown	Yes	10	10
Elliott 1994	625 ug	w299	Arthritis, rheumatic or musculoskeletal disorders	Parallel	Unspecified method	Double	Yes	40	43
Duenas-Gonzalez 1995	750 ug	w300	Cancer or palliative care (non gastrointestinal)	Parallel	Unspecified method	Double	No	9	7
Roth 1993	800 ug	w301	Osteoarthritis	Parallel	Unspecified method	Unknown	Yes	60	53
Delmas 1994	800 ug	w271	Arthritis, rheumatic or musculoskeletal disorders	Parallel	Unspecified method	Double	Yes	80	103
Graham 1993	800 ug	w302	Arthritis, rheumatic or musculoskeletal disorders	Parallel	Unspecified method	Double	Yes	320	323
Graham 2002	800 ug	w51	Recently healed ulcers	Parallel	Other method	Double	Yes	134	134

**Webtable 2 (cont.): Details of trials involving a randomised comparison of a prostaglandin analogue (X) versus control (Y)**

Trial name	Regimen	Ref.	Indication for treatment	Design	Allocation Concealment	Blinding of investigators and patients	Availability of data	No. of patients	
								NX	NY
Graham 1988	800 ug	w272	Osteoarthritis	Parallel	Unspecified method	Double	Yes	140	138
MUCOSA	800 ug	w303	Rheumatoid arthritis	Parallel	Pharmacy	Double	Yes	4404	4439
Shiokawa 1991	800 ug	w304	Rheumatoid arthritis	Parallel	Unspecified method	Double	Yes	133	130
Saggioro 1991	800 ug	w305	Arthritis, rheumatic or musculoskeletal disorders	Parallel	Unspecified method	Double	Yes	82	84
Fullerton 1993	800 ug	w306	Osteoarthritis	Crossover	Closed list	Double	No	6	6
Bolten 1989	800 ug	w307	Rheumatoid arthritis	Parallel	Unspecified method	Double	Yes	31	36
Bennett 1991	800 ug	w308	Healthy volunteers	Crossover	Unspecified method	Double	No	6	6
Hilbrands 1996	800 ug	w309	Renal transplant	Parallel	Unspecified method	Double	Yes	22	18
Goodwin 1987	800 ug	w310	Healthy volunteers	Parallel	Unspecified method	Double	No	25	25
Curtis 1993	800 ug	w280	Renal transplant	Parallel	Unspecified method	Double	No	99	100
Moran 1990	800 ug	w311	Renal transplant	Parallel	Other method	Double	No	38	39
Weinblatt 1994	800 ug	w312	Rheumatoid arthritis	Parallel	Unspecified method	Double	No	23	27
Raskin 1995	800 ug	w281	Arthritis, rheumatic or musculoskeletal disorders	Parallel	Sealed envelopes	Double	Yes	148	308
Mavligit 1987	800 ug	w313	Colorectal cancer	Parallel	Unspecified method	Unknown	Yes	11	10
Kim 1996	800 ug	w314	Renal transplant	Parallel	Unspecified method	Unknown	No	10	10
Hausken 1990	800 ug	w315	Gastro-oesophageal reflux	Parallel	Unspecified method	Double	No	68	69
Yilmaz 2004	800 ug	w316	Tinnitus	Parallel	Unspecified method	Double	No	28	12
Wasiak 1999	1200 ug	w317	Asthma	Crossover	Unspecified method	Double	No	8	8
<b>Rebamipide vs Control</b>									
Nishida 2011	100 mg	w318	Healthy volunteers	Crossover	Closed list	Double	Yes	5	5
Han 2015	300 mg	w319	Gastritis or duodenitis	Parallel	Unspecified method	Unknown	No	89	88
Mizukami 2012	300 mg	w320	Healthy volunteers	Crossover	Unspecified method	Double	No	6	6
Tozawa 2014 (ASA)	300 mg	w321	Antiplatelet therapy	Parallel	Unspecified method	Double	Yes	8	8
Tozawa 2014 (ASA+clopidogrel)	300 mg	w321	Dual antiplatelet therapy	Parallel	Unspecified method	Double	Yes	8	8
Fujimori 2011	300 mg	w322	Healthy volunteers	Parallel	Unspecified method	Double	No	34	38
Kato 2011 A	300 mg	w323	Healthy volunteers	Crossover	Unspecified method	Double	Yes	5	5
Kamada 2014	300 mg	w324	Gastritis or duodenitis	Parallel	Unspecified method	Open	No	82	87
Kurokawa 2014	300 mg	w325	Antiplatelet therapy	Parallel	Closed list	Double	Yes	31	31
Horiki 2012	300 mg	w326	Arthritis, rheumatic or musculoskeletal disorders	Parallel	Unspecified method	Open	Yes	31	34
Adachi 2012	300 mg	w327	Gastro-oesophageal reflux	Parallel	Onsite computer	Double	No	31	29
Abou-Raya 2013	300 mg	w328	Osteoarthritis	Parallel	Unspecified method	Unknown	No	178	89
Watanabe 2015	900 mg	w329	Antiplatelet therapy	Parallel	Unspecified method	Double	Yes	29	14
<b>Rioprostil vs Control</b>									
Paladini 1989	400 ug	w330	Antiplatelet therapy	Parallel	Unspecified method	Double	Yes	11	9
Paladini 1989	450 ug	w330	Antiplatelet therapy	Parallel	Unspecified method	Double	Yes	10	9
Purushotham 1991	600 ug	w331	Gastro-oesophageal reflux	Parallel	Unspecified method	Double	Yes	14	12
<b>Healing Trials</b>									
<b>Arbaprostil vs Control</b>									
Karim 1976 B	4 mg	w332	Peptic ulcers	Parallel	Unspecified method	Double	Yes	10	10
Gibinski 1977 (gastric ulcer)	4.5 ug/kg	w333	Peptic ulcers	Parallel	Unspecified method	Double	Yes	12	7
Gibinski 1977 (duodenal ulcer)	4.5 ug/kg	w333	Peptic ulcers	Parallel	Unspecified method	Double	Yes	39	19
Jaszewski 1988	40 ug	w334	Peptic ulcers	Parallel	Unspecified method	Double	Yes	10	15
Euler 1989 B	40 ug	w335	Peptic ulcers	Parallel	Unspecified method	Double	Yes	64	60
Euler 1987	40 ug	w336	Peptic ulcers	Parallel	Sealed envelopes	Double	Yes	40	44
Euler 1990 A	40 ug	w337	Peptic ulcers	Parallel	Unspecified method	Double	Yes	8	24
Euler 1990 C	40 ug	w337	Peptic ulcers	Parallel	Unspecified method	Double	Yes	32	34
Jaszewski 1987	40 ug	w338	Peptic ulcers	Parallel	Unspecified method	Double	No	15	16
Euler 1989 A	50 ug	w339	Peptic ulcers	Parallel	Unspecified method	Double	Yes	23	20
Euler 1990 D	100 ug	w340	Peptic ulcers	Parallel	Unspecified method	Double	Yes	211	207

**Webtable 2 (cont.): Details of trials involving a randomised comparison of a prostaglandin analogue (X) versus control (Y)**

Trial name	Regimen	Ref.	Indication for treatment	Design	Allocation Concealment	Blinding of investigators and patients	Availability of data	No. of patients	
								NX	NY
Euler 1989 A	100 ug	w339	Peptic ulcers	Parallel	Unspecified method	Double	Yes	21	20
Euler 1990 B	100 ug	w337	Peptic ulcers	Parallel	Unspecified method	Double	Yes	31	30
Euler 1990 C	100 ug	w337	Peptic ulcers	Parallel	Unspecified method	Double	Yes	28	34
Euler 1990 D	200 ug	w340	Peptic ulcers	Parallel	Unspecified method	Double	Yes	212	207
Euler 1990 C	200 ug	w337	Peptic ulcers	Parallel	Unspecified method	Double	Yes	23	34
Chen 1980 B	300 ug	w341	Peptic ulcers	Parallel	Unspecified method	Double	Yes	17	16
Vantrappen 1982	400 ug	w342	Peptic ulcers	Parallel	Unspecified method	Double	Yes	89	92
Karim 1976 A	600 ug	w332	Peptic ulcers	Parallel	Unspecified method	Double	Yes	10	10
<b><i>Enprostil vs Control</i></b>									
Dal Monte 1988	70 ug	w343	Peptic ulcers	Parallel	Unspecified method	Double	Yes	21	21
Schubert 1989	70 ug	w344	Peptic ulcers	Parallel	Other method	Double	Yes	63	64
Bright-Asare 1986 A	70 ug	w345	Peptic ulcers	Parallel	Unspecified method	Double	Yes	43	44
Navert 1986	70 ug	w346	Peptic ulcers	Parallel	Unspecified method	Double	Yes	44	42
Thomson 1986	70 ug	w347	Peptic ulcers	Parallel	Unspecified method	Double	Yes	40	36
Sontag 1994	70 ug	w348	Peptic ulcers	Parallel	Closed list	Double	No	37	43
Sontag 1994	105 ug	w348	Peptic ulcers	Parallel	Closed list	Double	No	39	43
Navert 1986	140 ug	w346	Peptic ulcers	Parallel	Unspecified method	Double	Yes	43	42
Thomson 1986	140 ug	w347	Peptic ulcers	Parallel	Unspecified method	Double	Yes	36	36
<b><i>Misoprostol vs Control</i></b>									
Agrawal 1985	100 ug	w349	Peptic ulcers	Parallel	Unspecified method	Double	Yes	107	103
Lam 1986	200 ug	w350	Peptic ulcers	Parallel	Unspecified method	Double	No	77	76
Brand 1985	200 ug	w351	Peptic ulcers	Parallel	Unspecified method	Double	Yes	101	100
Lam 1986	300 ug	w350	Peptic ulcers	Parallel	Unspecified method	Double	No	76	76
Agrawal 1985	400 ug	w349	Peptic ulcers	Parallel	Unspecified method	Double	Yes	94	103
Bright-Asare 1986 B	400 ug	w352	Peptic ulcers	Parallel	Unspecified method	Double	Yes	118	111
Sontag 1985	400 ug	w353	Peptic ulcers	Parallel	Unspecified method	Double	Yes	142	144
Mazure 1985	400 ug	w354	Peptic ulcers	Parallel	Pharmacy	Double	Yes	16	19
Brand 1985	800 ug	w351	Peptic ulcers	Parallel	Unspecified method	Double	Yes	107	100
Ahmed 1991 A	800 ug	w355	Peptic ulcers	Parallel	Unspecified method	Double	Yes	25	25
Bright-Asare 1986 B	800 ug	w352	Peptic ulcers	Parallel	Unspecified method	Double	Yes	101	111
Jaszewski 1992	800 ug	w356	Peptic ulcers	Parallel	Unspecified method	Double	Yes	77	85
Newman 1987	800 ug	w357	Peptic ulcers	Parallel	Unspecified method	Double	Yes	117	108
Roth 1989	800 ug	w358	Peptic ulcers	Parallel	Unspecified method	Double	Yes	123	116
Barakat 1984 B	Unknown	w359	Peptic ulcers	Parallel	Unspecified method	Double	Yes	35	16
<b><i>Rebamipide vs Control</i></b>									
Terano 2007	300 mg	w360	Peptic ulcers	Parallel	Unspecified method	Double	Yes	157	152
Hahm 1998	300 mg	w361	Peptic ulcers	Parallel	Unspecified method	Unknown	Yes	36	21
Fujioka 2003	300 mg	w362	Peptic ulcers	Parallel	Unspecified method	Double	Yes	104	102
Sawaguchi 2011	300 mg	w363	Endoscopic submucosal dissection	Parallel	Unspecified method	Unknown	No	30	30
Kato 2010 A	300 mg	w364	Endoscopic submucosal dissection	Parallel	Other method	Unknown	Yes	31	31
Fujiwara 2011	300 mg	w365	Endoscopic submucosal dissection	Parallel	Closed list	Open	Yes	30	34
Nebiki 1998	900 mg	w366	Peptic ulcers	Parallel	Sealed envelopes	Unknown	Yes	60	60
Higuchi 1998	900 mg	w367	Peptic ulcers	Parallel	Unspecified method	Unknown	Yes	20	20
<b><i>Rioprostil vs Control</i></b>									
Caldwell 1989	400 ug	w368	Peptic ulcers	Parallel	Unspecified method	Double	Yes	30	26
Boucekkine 1989	600 ug	w369	Peptic ulcers	Parallel	Sealed envelopes	Double	Yes	57	58
Benvestito 1988	600 ug	w370	Peptic ulcers	Parallel	Unspecified method	Double	Yes	16	16
Caldwell 1989	1200 ug	w368	Peptic ulcers	Parallel	Unspecified method	Double	Yes	26	26



**Webtable 2 (cont.): Details of trials involving a randomised comparison of a prostaglandin analogue (X) versus control (Y)**

Trial name	Regimen	Ref.	Indication for treatment	Design	Allocation Concealment	Blinding of investigators and patients	Availability of data	No. of patients	
								NX	NY
<i>Other PA vs Control</i>									
Chen 1980 B	1.5 mg	w341	Peptic ulcers	Parallel	Unspecified method	Double	Yes	19	16

Design: Parallel=parallel trial. Factorial=Factorial trial. 'Extension' studies are studies in which patients are randomised more than once during the trial (only the parts of the trial that involve a valid randomised comparison for this meta-analysis, labelled X1, X2 etc., are shown in this table). Data shown for crossover trials reflect only events during the first phase of the trial. The suffixes A, B, C, D are used to distinguish different trials published by the same author in the same year.

Allocation concealment: IVRS (Interactive Voice Response System); Telephone (telephone central office); Pharmacy (pharmacy coded containers administered sequentially); Onsite computer (onsite computer accessible only after entering patient details); Sealed envelopes (sequentially numbered, opaque or without further specification); Closed list (closed list of random numbers); Other (other specified method); Unspecified (stated as being 'randomised' but with no other details).

Blinding of investigators and patients: Single=single-blind; Double=double-blind; Open=open label.

Availability of data: Data available for at least one endpoint of interest in the meta-analyses.

In cases where the number randomised was not reported, the number evaluated was used instead. In addition, for crossover trials, where neither the number randomised nor the number evaluated was reported, the total number of participants divided by number of arms was used.

**Webtable 3: Details of trials involving a randomised comparison of a histamine-2 receptor antagonists (X) versus control (Y)**

Trial name	Regimen	Ref.	Indication for treatment	Design	Allocation Concealment	Blinding of investigators and patients	Availability of data	No. of patients	
								NX	NY
<b>Prevention Trials</b>									
<i>Cimetidine vs Control</i>									
Yilmaz 1996	32.5 mg/kg	w371	Warts	Parallel	Unspecified method	Double	No	35	35
Bergstrand 1985	100 mg	w372	Asthma	Parallel	Unspecified method	Double	No	13	7
Hui 1992	200 mg	w373	Recently healed ulcers	Parallel	Unspecified method	Single	Yes	98	103
Furman 1982	300 mg	w374	Gastro-oesophageal reflux	Parallel	Unspecified method	Double	No	-	-
Kibblewhite 1990	300 mg	w375	Post nasal drip	Parallel	Unspecified method	Double	No	9	11
Welch 1978	300 mg	w376	Antiplatelet therapy	Crossover	Unspecified method	Double	No	13	13
Roth 1987 X2	400 mg	w377	Arthritis, rheumatic or musculoskeletal disorders	Extension	Unspecified method	Double	Yes	12	14
Wu 2008	400 mg	w378	Urticaria	Parallel	Unspecified method	Open	No	33	34
Sonnenberg 1979 X2	400 mg	w379	Recently healed ulcers	Extension	Unspecified method	Double	Yes	24	23
Kokron 1993	400 mg	w380	Renal cell cancer	Parallel	Unspecified method	Unknown	Yes	25	19
Löf 1987	400 mg	w381	Recently healed ulcers	Parallel	Unspecified method	Double	Yes	49	50
Becker 1984	400 mg	w382	Recently healed ulcers	Parallel	Unspecified method	Double	Yes	30	26
Sontag 1984	400 mg	w383	Recently healed ulcers	Parallel	Unspecified method	Double	Yes	76	81
Sontag 1984	400 mg	w383	Recently healed ulcers	Parallel	Unspecified method	Double	Yes	91	81
Kinloch 1984	400 mg	w384	Recently healed ulcers	Parallel	Unspecified method	Double	Yes	24	27
Visconti 1983	400 mg	w385	Recently healed ulcers	Parallel	Unspecified method	Unknown	Yes	20	20
Moshal 1982	400 mg	w386	Recently healed ulcers	Parallel	Unspecified method	Double	Yes	20	20
Bardhan 1988 A	400 mg	w387	Recently healed ulcers	Parallel	Unspecified method	Double	Yes	64	62
Eichenberger 1982 X2	400 mg	w388	Recently healed ulcers	Extension	Unspecified method	Double	Yes	13	12
Ubilluz 1982	400 mg	w389	Recently healed ulcers	Parallel	Unspecified method	Double	Yes	15	15
Sontag 1981	400 mg	w390	Recently healed ulcers	Parallel	Unspecified method	Double	Yes	46	49
Sontag 1981	400 mg	w390	Recently healed ulcers	Parallel	Unspecified method	Double	Yes	68	49
Da Silva 1981	400 mg	w391	Recently healed ulcers	Parallel	Unspecified method	Double	Yes	9	7
Salera 1979	400 mg	w392	Recently healed ulcers	Parallel	Unspecified method	Double	Yes	67	66
Cocco 1981	400 mg	w393	Recently healed ulcers	Parallel	Unspecified method	Unknown	No	-	-
Bianchi Porro 1979	400 mg	w394	Recently healed ulcers	Parallel	Unspecified method	Double	Yes	25	25
Massarrat 1982	400 mg	w395	Recently healed ulcers	Parallel	Unspecified method	Unknown	Yes	29	14
Massarrat 1982	400 mg	w395	Recently healed ulcers	Parallel	Unspecified method	Unknown	Yes	23	14
Dew 1984	400 mg	w396	Recently healed ulcers	Parallel	Onsite computer	Double	Yes	22	22
Fitzpatrick 1982	400 mg	w397	Recently healed ulcers	Parallel	Unspecified method	Double	Yes	19	17
Berstad 1979 B	400 mg	w398	Recently healed ulcers	Parallel	Unspecified method	Double	Yes	20	24
Broor 1983	400 mg	w399	Recently healed ulcers	Parallel	Unspecified method	Double	Yes	15	15
Hentschel 1983	400 mg	w400	Recently healed ulcers	Parallel	Unspecified method	Double	Yes	54	54
Hui 1992	400 mg	w373	Recently healed ulcers	Parallel	Unspecified method	Single	Yes	94	103
Piper 1986	400 mg	w401	Recently healed ulcers	Parallel	Unspecified method	Double	Yes	88	82
Pym 1990 (gastric ulcer)	400 mg	w402	Recently healed ulcers	Parallel	Other method	Double	Yes	97	87
Pym 1990 (duodenal ulcer)	400 mg	w402	Recently healed ulcers	Parallel	Other method	Double	Yes	60	67
Sonnenberg 1981 X2	400 mg	w403	Recently healed ulcers	Extension	Closed list	Double	Yes	34	32
Marks 1989	400 mg	w404	Recently healed ulcers	Parallel	Unspecified method	Single	Yes	39	39
Murray 1991	400 mg	w405	Gastro-oesophageal reflux	Parallel	Unspecified method	Double	No	20	17
Kaul 1986	400 mg	w406	Gastro-oesophageal reflux	Parallel	Unspecified method	Double	Yes	14	10
Kumar 1990	400 mg	w407	Recently healed ulcers	Parallel	Unspecified method	Double	Yes	50	50
Salim 1993 A	400 mg	w408	Recently healed ulcers	Parallel	Unspecified method	Double	Yes	75	76
Salim 1993 B	400 mg	w409	Recently healed ulcers	Parallel	Sealed envelopes	Unknown	Yes	37	35
Young 1989 B	400 mg	w410	Recently healed ulcers	Parallel	Unspecified method	Unknown	Yes	45	43
Takemoto 1987 (healed gastric ulcer)	400 mg	w411	Recently healed ulcers	Parallel	Unspecified method	Double	Yes	48	39
Takemoto 1987 (healed duodenal ulcer)	400 mg	w411	Recently healed ulcers	Parallel	Unspecified method	Double	Yes	36	35
Rohner 1985	400 mg	w412	Recently healed ulcers	Parallel	Unspecified method	Double	No	-	-
Burland 1980	400 mg	w413	Recently healed ulcers	Parallel	Unspecified method	Double	Yes	179	333
Gray 1978 (completely healed ulcers)	400 mg	w414	Recently healed ulcers	Parallel	Unspecified method	Double	Yes	27	27

**Webtable 3 (cont.): Details of trials involving a randomised comparison of a histamine-2 receptor antagonists (X) versus control (Y)**

Trial name	Regimen	Ref.	Indication for treatment	Design	Allocation Concealment	Blinding of investigators and patients	Availability of data	No. of patients	
								NX	NY
Salim 1990	400 mg	w415	Recently healed ulcers	Parallel	Sealed envelopes	Unknown	Yes	77	74
Jean 1985 (healed duodenal ulcer)	600 mg	w416	Recently healed ulcers	Parallel	Unspecified method	Unknown	Yes	25	24
Jean 1985 (healed gastric ulcer)	600 mg	w416	Recently healed ulcers	Parallel	Unspecified method	Double	Yes	11	9
Sontag 1984	600 mg	w383	Recently healed ulcers	Parallel	Unspecified method	Double	Yes	172	81
Leão 1980	600 mg	w417	Recently healed ulcers	Parallel	Unspecified method	Double	Yes	6	3
Sontag 1981	600 mg	w390	Recently healed ulcers	Parallel	Unspecified method	Double	Yes	115	49
Aubia 1980	600 mg	w418	Pruritis	Parallel	Unspecified method	Unknown	No	6	7
Lai 1982	600 mg	w419	End stage renal disease	Parallel	Unspecified method	Open	No	9	6
Paoluzi 1985	600 mg	w420	Recently healed ulcers	Parallel	Unspecified method	Double	Yes	30	26
Libeskind 1983	600 mg	w421	Recently healed ulcers	Parallel	Unspecified method	Single	Yes	35	31
Stoa-Birketvedt 1993	600 mg	w422	Weight loss	Parallel	Unspecified method	Double	No	30	30
Rasmussen 1993	600 mg	w423	Weight loss	Parallel	Unspecified method	Double	No	30	30
Langman 1999	600 mg	w424	Gastric cancer	Parallel	IVRS	Double	Yes	218	224
Huang 2007	800 mg	w425	Rectal cancer	Parallel	Unspecified method	Open	No	30	30
Macphee 1984	800 mg	w426	Healthy volunteers	Crossover	Unspecified method	Unknown	No	4	4
Thilagarajah 2001	800 mg	w427	Painful bladder disease	Parallel	Unspecified method	Double	No	17	17
La Brooy 1980	800 mg	w428	Recently healed ulcers	Parallel	Unspecified method	Double	Yes	15	14
Farup 1990	800 mg	w429	Gastro-oesophageal reflux	Parallel	Unspecified method	Double	Yes	29	29
Danielsson 1981 X2	800 mg	w430	Recently healed ulcers	Extension	Unspecified method	Double	Yes	23	25
Frank 1989 C	800 mg	w431	Healthy volunteers	Parallel	Unspecified method	Double	Yes	18	21
Frank 1989 C	800 mg	w431	Healthy volunteers	Parallel	Unspecified method	Double	Yes	18	21
Barr 1983	800 mg	w432	Recently healed ulcers	Parallel	Other method	Double	Yes	27	30
Korman 1980	800 mg	w433	Recently healed ulcers	Parallel	Unspecified method	Double	Yes	15	26
Jensen 1980	800 mg	w434	Recently healed ulcers	Parallel	Closed list	Double	Yes	35	35
Kang 1980	800 mg	w435	Recently healed ulcers	Parallel	Unspecified method	Double	No	16	15
Nyren 1986	800 mg	w436	Gastro-oesophageal reflux	Parallel	Unspecified method	Double	No	51	54
Bardhan 1979 (healed duodenal ulcer)	800 mg	w437	Recently healed ulcers	Parallel	Unspecified method	Double	Yes	32	33
Dronfield 1979	800 mg	w438	Recently healed ulcers	Parallel	Pharmacy	Double	Yes	22	22
Bijlsma 1988	800 mg	w439	Antiplatelet therapy	Parallel	Unspecified method	Double	No	64	63
Anderson 1985	800 mg	w440	Bronchiectasis	Crossover	Unspecified method	Double	No	6	6
Blackwood 1978	800 mg	w441	Recently healed ulcers	Parallel	Unspecified method	Double	Yes	28	27
Bodemar 1979 A	800 mg	w442	Recently healed ulcers	Parallel	Unspecified method	Double	Yes	32	36
Hetzel 1978 B	800 mg	w443	Recently healed ulcers	Parallel	Unspecified method	Double	Yes	36	31
Gudmand-Høyer 1978	800 mg	w444	Recently healed ulcers	Parallel	Unspecified method	Double	Yes	29	28
Frost 1979 X2	800 mg	w445	Recently healed ulcers	Extension	Unspecified method	Double	Yes	11	12
Colle 1988	800 mg	w446	Healthy volunteers	Parallel	Closed list	Double	No	8	8
Matsumoto 1996	800 mg	w447	Colorectal cancer	Parallel	Unspecified method	Unknown	Yes	34	30
Johnsson 1993	800 mg	w448	Gastro-oesophageal reflux	Parallel	Unspecified method	Double	Yes	124	127
Hetzel 1979	800 mg	w449	Recently healed ulcers	Parallel	Unspecified method	Double	Yes	28	28
Hansky 1979	800 mg	w450	Recently healed ulcers	Parallel	Unspecified method	Double	Yes	20	20
Mekel 1978	800 mg	w451	Recently healed ulcers	Parallel	Unspecified method	Double	Yes	33	14
Nesland 1985	800 mg	w452	Gastro-oesophageal reflux	Parallel	Unspecified method	Double	No	50	50
Svendsen 1995	800 mg	w453	Colorectal cancer	Parallel	Unspecified method	Double	No	98	91
Talley 1986	800 mg	w454	Gastro-oesophageal reflux	Crossover	Unspecified method	Double	No	29	29
Singal 1989	800 mg	w455	Gastro-oesophageal reflux	Parallel	Unspecified method	Double	No	33	34
Riemann 1991	800 mg	w456	Gastro-oesophageal reflux	Parallel	Unspecified method	Double	Yes	80	82
Burland 1980	800 mg	w413	Recently healed ulcers	Parallel	Unspecified method	Double	Yes	184	333
Rugstad 1994	800 mg	w457	Antiplatelet therapy	Parallel	Unspecified method	Double	No	285	285
Gotthard 1988	800 mg	w458	Gastro-oesophageal reflux	Parallel	Unspecified method	Double	Yes	73	75
Lee 2001	800 mg	w459	Planar warts	Parallel	Unspecified method	Unknown	No	9	8
Tonnesen 1988	800 mg	w460	Gastric cancer	Parallel	Telephone	Double	Yes	68	77

**Webtable 3 (cont.): Details of trials involving a randomised comparison of a histamine-2 receptor antagonists (X) versus control (Y)**

Trial name	Regimen	Ref.	Indication for treatment	Design	Allocation Concealment	Blinding of investigators and patients	Availability of data	No. of patients	
								NX	NY
Carpenter 1983	900 mg	w461	Allergic rhinitis	Crossover	Unspecified method	Double	No	12	12
Mackinnon 1982	1000 mg	w462	Gastritis or duodenitis	Parallel	Unspecified method	Double	No	14	12
Niv 1990	1000 mg	w463	Gastritis or duodenitis	Parallel	Unspecified method	Double	Yes	10	7
Rune 1980	1000 mg	w464	Recently healed ulcers	Parallel	Unspecified method	Double	Yes	25	20
Bennett 1980	1000 mg	w465	Gastro-oesophageal reflux	Parallel	Unspecified method	Unknown	No	-	-
Willing 1980	1000 mg	w466	Gastritis or duodenitis	Parallel	Unspecified method	Double	No	11	10
Camari 1980	1000 mg	w467	Rheumatoid arthritis	Crossover	Unspecified method	Double	No	4	4
Breen 1983	1000 mg	w468	Gastro-oesophageal reflux	Parallel	Sealed envelopes	Double	No	14	13
Hamid 1983	1000 mg	w469	Crohn's disease	Parallel	Unspecified method	Double	No	18	18
Kelbaek 1985	1000 mg	w470	Gastro-oesophageal reflux	Parallel	Unspecified method	Double	No	24	26
Machell 1979	1000 mg	w471	Recently healed ulcers	Parallel	Unspecified method	Double	Yes	12	14
Brown 1979	1000 mg	w472	Gastro-oesophageal reflux	Parallel	Unspecified method	Double	No	11	11
Bardhan 1982	1000 mg	w473	Recently healed ulcers	Parallel	Unspecified method	Double	Yes	66	65
Popoola 1978 (antrodoodenitis)	1000 mg	w474	Gastritis or duodenitis	Parallel	Unspecified method	Double	Yes	5	4
Sillero 1981	1053 mg	w475	Acute pancreatitis	Parallel	Sealed envelopes	Double	Yes	30	30
Perez De Oteyza 1980	1067 mg	w476	Acute pancreatitis	Parallel	Unspecified method	Double	Yes	20	20
Roth 1987 X1	1200 mg	w377	Arthritis, rheumatic or musculoskeletal disorders	Extension	Unspecified method	Double	Yes	54	50
Støa-Birketvedt 1998	1200 mg	w477	Diabetes	Parallel	Unspecified method	Double	No	31	31
Bendayan 1993	1200 mg	w478	Healthy volunteers	Crossover	Unspecified method	Double	No	23	23
Bright-Asare 1980	1200 mg	w479	Gastro-oesophageal reflux	Parallel	Unspecified method	Double	No	20	10
Cocco 1981	1200 mg	w393	Recently healed ulcers	Parallel	Unspecified method	Unknown	No	-	-
Layne 1981	1200 mg	w480	Neurological diseases	Parallel	Unspecified method	Double	Yes	16	20
Cohen 1996	1200 mg	w481	HIV	Parallel	Unspecified method	Double	Yes	94	88
Ferguson 1979	1200 mg	w482	Gastro-oesophageal reflux	Crossover	Unspecified method	Double	No	10	10
Monroe 1981	1200 mg	w483	Urticaria	Crossover	Unspecified method	Double	Yes	9	9
Behar 1978	1200 mg	w484	Gastro-oesophageal reflux	Parallel	Unspecified method	Double	No	49	45
Greenblatt 1984	1200 mg	w485	Insomnia	Crossover	Unspecified method	Double	No	5	5
Hoogwerf 1984	1200 mg	w486	Healthy volunteers	Crossover	Unspecified method	Double	Yes	12	12
Yan 1999	1200 mg	w487	Gastrointestinal cancer	Parallel	Unspecified method	Open	No	25	24
Augusto Larrain 1991	1200 mg	w488	Gastro-oesophageal reflux	Parallel	Unspecified method	Unknown	No	30	30
Diller 1983	1200 mg	w489	Urticaria	Crossover	Unspecified method	Double	No	8	8
Shanehsaz 2015	1200 mg	w490	Cutaneous leishmaniasis	Parallel	Unspecified method	Double	Yes	30	30
Lissak 1989	1500 mg	w491	Healthy volunteers	Parallel	Unspecified method	Unknown	No	12	8
Lepsien 1979	1600 mg	w492	Gastro-oesophageal reflux	Parallel	Unspecified method	Double	Yes	16	20
Wallach 1982	1600 mg	w493	Psoriasis	Parallel	Unspecified method	Double	No	18	18
Fiasse 1980	1600 mg	w494	Gastro-oesophageal reflux	Parallel	Unspecified method	Double	Yes	23	21
Festen 1980	1600 mg	w495	Gastro-oesophageal reflux	Parallel	Unspecified method	Double	No	13	7
Bleeheh 1987	1600 mg	w496	Urticaria	Parallel	Unspecified method	Double	No	21	19
Commens 1978	1600 mg	w497	Urticaria	Crossover	Unspecified method	Double	No	-	-
Cook 1979	1600 mg	w498	Urticaria	Parallel	Unspecified method	Double	No	-	-
Palmer 1993	1600 mg	w499	Gastro-oesophageal reflux	Parallel	Unspecified method	Double	No	85	82
Palmer 1993	1600 mg	w499	Gastro-oesophageal reflux	Parallel	Unspecified method	Double	No	83	82
Sitsen 2000	1600 mg	w500	Healthy volunteers	Crossover	Unspecified method	Double	Yes	6	6
Powell-Jackson 1978	1600 mg	w501	Gastro-oesophageal reflux	Crossover	Unspecified method	Double	No	14	14
Wesdorp 1978	1600 mg	w502	Gastro-oesophageal reflux	Parallel	Unspecified method	Double	Yes	13	13
Palmer 1990	1600 mg	w503	Gastro-oesophageal reflux	Parallel	Unspecified method	Double	Yes	93	86
Fitzpatrick 1986	1600 mg	w504	Ileal resection	Crossover	Unspecified method	Unknown	No	5	5
Matthews 1979	1600 mg	w505	Demographism	Crossover	Unspecified method	Double	No	8	8
Jameson 2014	1600 mg	w506	Colorectal cancer	Parallel	Unspecified method	Double	No	65	63
Bennett 1980	2000 mg	w465	Gastro-oesophageal reflux	Parallel	Unspecified method	Unknown	No	-	-
<b>Famotidine vs Control</b>									
Baglioni 1985	20 mg	w507	Recently healed ulcers	Parallel	Unspecified method	Double	Yes	167	177

**Webtable 3 (cont.): Details of trials involving a randomised comparison of a histamine-2 receptor antagonists (X) versus control (Y)**

Trial name	Regimen	Ref.	Indication for treatment	Design	Allocation Concealment	Blinding of investigators and patients	Availability of data	No. of patients	
								NX	NY
Berlin 1991	20 mg	w508	Recently healed ulcers	Parallel	Unspecified method	Double	Yes	102	100
Texter 1986	20 mg	w509	Recently healed ulcers	Parallel	Unspecified method	Double	Yes	97	99
Zaterka 1988 X2	20 mg	w510	Recently healed ulcers	Extension	Unspecified method	Single	Yes	20	19
Hongo 2008 A	20 mg	w511	Gastro-oesophageal reflux	Parallel	Closed list	Double	No	177	178
FAMOUS	40 mg	w512	Antiplatelet therapy	Parallel	Sealed envelopes	Double	Yes	204	200
Taha 1996	40 mg	w513	Arthritis, rheumatic or musculoskeletal disorders	Parallel	Closed list	Double	Yes	95	93
Kato 2005	40 mg	w514	Gastro-oesophageal reflux	Crossover	Unspecified method	Double	No	9	10
Poyurovsky 2003	40 mg	w515	Acute psychosis	Parallel	Unspecified method	Double	Yes	7	7
Schwartz 1995	40 mg	w516	Healthy volunteers	Parallel	Unspecified method	Double	Yes	64	64
Texter 1986	40 mg	w509	Recently healed ulcers	Parallel	Unspecified method	Double	Yes	107	99
Robinson 1991 B	40 mg	w517	Gastro-oesophageal reflux	Parallel	Unspecified method	Double	No	158	76
Robinson 1991 B	40 mg	w517	Gastro-oesophageal reflux	Parallel	Unspecified method	Double	No	155	76
Simon 1994 B	40 mg	w518	Gastro-oesophageal reflux	Parallel	Unspecified method	Double	No	125	66
Simon 1995 B	40 mg	w519	Gastro-oesophageal reflux	Parallel	Unspecified method	Double	No	69	31
Simon 1996	40 mg	w520	Gastro-oesophageal reflux	Parallel	Unspecified method	Double	Yes	110	49
Hongo 2008 A	40 mg	w511	Gastro-oesophageal reflux	Parallel	Closed list	Double	No	174	178
Liu 2003	40 mg	w521	Recently healed ulcers	Parallel	Closed list	Unknown	Yes	18	26
Sabesin 1991	40 mg	w522	Gastro-oesophageal reflux	Parallel	Unspecified method	Double	Yes	137	66
Sabesin 1991	40 mg	w522	Gastro-oesophageal reflux	Parallel	Unspecified method	Double	Yes	135	66
Ohara 2010 A	40 mg	w523	Gastro-oesophageal reflux	Parallel	Unspecified method	Unknown	No	136	65
Ohara 2010 B	40 mg	w524	Gastro-oesophageal reflux	Parallel	Closed list	Double	No	163	169
Hsu 2015	40 mg	w525	Antiplatelet therapy	Parallel	Unspecified method	Double	Yes	115	123
Hsu 2013	40 mg	w526	Antiplatelet therapy	Parallel	Unspecified method	Unknown	Yes	91	90
REDUCE-1 and REDUCE-2	79.8 mg	w527	Antiplatelet therapy	Parallel	IVRS	Double	Yes	1022	513
Hudson 1997	80 mg	w528	Arthritis, rheumatic or musculoskeletal disorders	Parallel	Unspecified method	Double	Yes	39	39
Taha 1996	80 mg	w513	Arthritis, rheumatic or musculoskeletal disorders	Parallel	Closed list	Double	Yes	97	93
Marrero 1994	80 mg	w529	Gastro-oesophageal reflux	Parallel	Unspecified method	Double	No	14	13
Schwartz 1995	80 mg	w516	Healthy volunteers	Parallel	Unspecified method	Double	Yes	64	64
Simon 1994 B	80 mg	w518	Gastro-oesophageal reflux	Parallel	Unspecified method	Double	No	127	66
Simon 1995 B	80 mg	w519	Gastro-oesophageal reflux	Parallel	Unspecified method	Double	No	72	31
Simon 1996	80 mg	w520	Gastro-oesophageal reflux	Parallel	Unspecified method	Double	Yes	108	49
Mestre 2014	80 mg	w530	Parkinson's disease	Crossover	Unspecified method	Double	No	2	2
Mestre 2014	120 mg	w530	Parkinson's disease	Crossover	Unspecified method	Double	No	2	2
Mestre 2014	160 mg	w530	Parkinson's disease	Crossover	Unspecified method	Double	No	2	2
Meskanen 2013	200 mg	w531	Schizophrenia	Parallel	Closed list	Double	Yes	16	14
<b>Lafutidine vs Control</b>									
Namikawa 2014	10 mg	w532	Gastric cancer	Parallel	Sealed envelopes	Unknown	No	10	12
Ohara 2010 A	20 mg	w523	Gastro-oesophageal reflux	Parallel	Unspecified method	Unknown	No	135	65
Ohara 2010 B	20 mg	w524	Gastro-oesophageal reflux	Parallel	Closed list	Double	No	169	169
Kato 2010 B	20 mg	w533	Antiplatelet therapy	Crossover	Unspecified method	Double	Yes	8	8
<b>Nizatidine vs Control</b>									
Carlson 2002	150 mg	w534	Alzheimer's Disease	Parallel	Unspecified method	Double	No	25	26
Cerulli 1987	150 mg	w535	Recently healed ulcers	Parallel	Unspecified method	Double	Yes	257	256
Rampal 1994	150 mg	w536	Recently healed ulcers	Parallel	Other method	Open	Yes	286	295
GISU 1993	150 mg	w537	Recently healed ulcers	Parallel	Unspecified method	Double	Yes	123	118
Levine 1993	300 mg	w538	Osteoarthritis	Parallel	Unspecified method	Double	Yes	248	248
Cavazzoni 2003	300 mg	w539	Schizophrenia	Parallel	Unspecified method	Double	No	57	60
Dammann 1990	300 mg	w540	Healthy volunteers	Crossover	Unspecified method	Single	Yes	4	4
Hansen 1998	300 mg	w541	Gastro-oesophageal reflux	Parallel	Onsite computer	Double	No	111	110
Cloud 1991	300 mg	w542	Gastro-oesophageal reflux	Parallel	Onsite computer	Double	Yes	151	160
Cloud 1991	300 mg	w542	Gastro-oesophageal reflux	Parallel	Onsite computer	Double	Yes	155	160

**Webtable 3 (cont.): Details of trials involving a randomised comparison of a histamine-2 receptor antagonists (X) versus control (Y)**

Trial name	Regimen	Ref.	Indication for treatment	Design	Allocation Concealment	Blinding of investigators and patients	Availability of data	No. of patients	
								NX	NY
Atmaca 2003 A	300 mg	w543	Schizophrenia	Parallel	Unspecified method	Double	No	18	17
Atmaca 2004 B	300 mg	w544	Schizophrenia	Parallel	Unspecified method	Double	No	14	14
Cloud 1992 A	300 mg	w545	Gastro-oesophageal reflux	Parallel	Closed list	Double	Yes	168	178
Dobrilla 1992	300 mg	w546	Gastro-oesophageal reflux	Parallel	Unspecified method	Double	No	58	59
Koskenpato 2008	300 mg	w547	Gastro-oesophageal reflux	Crossover	Unspecified method	Double	No	8	8
Quik 1990	300 mg	w548	Osteoarthritis	Parallel	Unspecified method	Double	No	109	107
Cloud 1989 B X4	300 mg	w549	Recently healed ulcers	Extension	Unspecified method	Double	Yes	198	95
Cavazzoni 2003	600 mg	w539	Schizophrenia	Parallel	Unspecified method	Double	No	58	60
Dammann 1990	600 mg	w540	Healthy volunteers	Crossover	Unspecified method	Single	Yes	4	4
Assuncao 2005	600 mg	w550	Schizophrenia	Parallel	Unspecified method	Double	Yes	27	27
Cloud 1992 A	600 mg	w545	Gastro-oesophageal reflux	Parallel	Closed list	Double	Yes	169	178
Quik 1990	600 mg	w548	Osteoarthritis	Parallel	Unspecified method	Double	No	109	107
<b>Other H2RA vs Control</b>									
Guerreiro 1991 X2	Unknown	w551	Recently healed ulcers	Extension	Unspecified method	Unknown	Yes	61	76
Murakami 2006	Unknown	w552	Recently healed ulcers	Parallel	Sealed envelopes	Open	Yes	156	153
Murakami 2006	Unknown	w552	Recently healed ulcers	Parallel	Sealed envelopes	Open	Yes	158	153
<b>Ranitidine vs Control</b>									
Vakil 2006	75 mg	w553	Gastro-oesophageal reflux	Parallel	Sealed envelopes	Double	No	17	16
Mignon 1990	150 mg	w554	Recently healed ulcers	Parallel	Closed list	Double	Yes	197	202
Andrade 1997	150 mg	w555	Recently healed ulcers	Parallel	Unspecified method	Double	Yes	25	25
Kang 1988	150 mg	w556	Recently healed ulcers	Parallel	Unspecified method	Double	Yes	35	35
Piai 1990	150 mg	w557	Recently healed ulcers	Parallel	Sealed envelopes	Open	Yes	29	31
Van Deventer 1989	150 mg	w558	Recently healed ulcers	Parallel	Unspecified method	Double	Yes	70	70
Kozarek 1985	150 mg	w559	Recently healed ulcers	Parallel	Unspecified method	Double	Yes	138	139
Alstead 1983 (healed gastric ulcer)	150 mg	w560	Recently healed ulcers	Parallel	Unspecified method	Double	Yes	15	16
Koelz 1986	150 mg	w561	Gastro-oesophageal reflux	Parallel	Unspecified method	Double	Yes	32	37
Boyd 1984	150 mg	w562	Recently healed ulcers	Parallel	Unspecified method	Double	Yes	21	26
Di Mario 1982	150 mg	w563	Recently healed ulcers	Parallel	Unspecified method	Open	Yes	31	30
Dawson 1984 X2	150 mg	w564	Recently healed ulcers	Extension	Unspecified method	Double	Yes	24	24
Goldin 1991	150 mg	w278	Recently healed ulcers	Parallel	Closed list	Double	Yes	24	12
GISU 1994	150 mg	w565	Recently healed ulcers	Parallel	Unspecified method	Open	Yes	105	95
Jensen 1994	150 mg	w566	Recently healed ulcers	Parallel	Unspecified method	Double	Yes	32	33
Blum 2000	150 mg	w104	Gastro-oesophageal reflux	Parallel	Unspecified method	Double	Yes	194	203
Hui 1992	150 mg	w373	Recently healed ulcers	Parallel	Unspecified method	Single	Yes	100	103
Monés 2001	150 mg	w567	Recently healed ulcers	Parallel	Unspecified method	Double	Yes	36	37
Murray 1987	150 mg	w568	Recently healed ulcers	Parallel	Unspecified method	Double	Yes	20	20
Mekel 1985	150 mg	w569	Recently healed ulcers	Parallel	Unspecified method	Double	Yes	22	21
Sue 1996	150 mg	w570	Recently healed ulcers	Parallel	Unspecified method	Double	Yes	117	109
Jorde 1987	150 mg	w571	Recently healed ulcers	Parallel	Unspecified method	Double	Yes	25	25
Ruszniewski 1993	150 mg	w572	Recently healed ulcers	Parallel	Unspecified method	Double	Yes	197	202
Manes 1998	150 mg	w573	Recently healed ulcers	Parallel	Unspecified method	Open	Yes	33	33
Zdrengea 2004	150 mg	w574	Dyslipidaemia	Parallel	Unspecified method	Unknown	No	20	20
Hovdenak 1987	150 mg	w575	Recently healed ulcers	Parallel	Unspecified method	Double	Yes	29	30
Russo 1997 X2	150 mg	w66	Recently healed ulcers	Extension	Closed list	Double	Yes	24	26
Villalobos 1991	150 mg	w576	Recently healed ulcers	Parallel	Unspecified method	Double	Yes	24	27
Alstead 1983 (healed duodenal ulcer)	150 mg	w560	Recently healed ulcers	Parallel	Unspecified method	Double	Yes	20	17
Mehta 2014	150 mg	w577	Schizophrenia	Parallel	Other method	Unknown	No	25	25
Tamura 1991	200 mg	w578	Varices	Parallel	Sealed envelopes	Unknown	Yes	18	17
Penston 1993	225 mg	w579	Recently healed ulcers	Parallel	Unspecified method	Double	Yes	46	46
Ehsanullah 1988	300 mg	w580	Arthritis, rheumatic or musculoskeletal disorders	Parallel	Other method	Double	Yes	151	146

**Webtable 3 (cont.): Details of trials involving a randomised comparison of a histamine-2 receptor antagonists (X) versus control (Y)**

Trial name	Regimen	Ref.	Indication for treatment	Design	Allocation Concealment	Blinding of investigators and patients	Availability of data	No. of patients	
								NX	NY
Robinson 1989	300 mg	w581	Arthritis, rheumatic or musculoskeletal disorders	Parallel	Unspecified method	Double	Yes	72	72
Van Groenendael 1996	300 mg	w582	Arthritis, rheumatic or musculoskeletal disorders	Parallel	Closed list	Double	Yes	47	47
Robinson 1991 A	300 mg	w583	Arthritis, rheumatic or musculoskeletal disorders	Parallel	Unspecified method	Double	Yes	112	115
Swift 1989	300 mg	w584	Arthritis, rheumatic or musculoskeletal disorders	Crossover	Pharmacy	Double	Yes	8	8
Berkowitz 1987	300 mg	w585	Healthy volunteers	Parallel	Unspecified method	Double	Yes	25	25
Nielsen 1998	300 mg	w586	Colorectal cancer	Parallel	Unspecified method	Double	No	-	-
Müller 1997	300 mg	w58	Healthy volunteers	Parallel	Unspecified method	Double	No	10	10
Müller 1992 B	300 mg	w587	Healthy volunteers	Parallel	Unspecified method	Double	No	11	11
Müller 1991	300 mg	w588	Healthy volunteers	Crossover	Unspecified method	Double	No	5	5
Nervi 1989	300 mg	w589	Gastro-oesophageal reflux	Parallel	Unspecified method	Unknown	No	20	20
Rush 1995	300 mg	w590	Gastro-oesophageal reflux	Parallel	Onsite computer	Double	Yes	408	404
Kar 1990	300 mg	w591	Gastro-oesophageal reflux	Parallel	Unspecified method	Double	No	15	15
Yanagawa 1991	300 mg	w592	Arthritis, rheumatic or musculoskeletal disorders	Parallel	Sealed envelopes	Unknown	Yes	43	37
Alberts 1991	300 mg	w593	Cancer or palliative care (non gastrointestinal)	Crossover	Unspecified method	Double	No	4	3
Yanagawa 1990	300 mg	w594	Arthritis, rheumatic or musculoskeletal disorders	Parallel	Sealed envelopes	Double	Yes	31	29
Müller 1992 A	300 mg	w595	Healthy volunteers	Parallel	Unspecified method	Double	No	14	14
Simon 1988	300 mg	w596	Arthritis, rheumatic or musculoskeletal disorders	Parallel	Unspecified method	Double	Yes	23	23
Primrose 1998	300 mg	w597	Gastric cancer	Parallel	Unspecified method	Double	Yes	112	110
Berenson 1987	300 mg	w598	Gastro-oesophageal reflux	Parallel	Unspecified method	Double	Yes	134	150
Robinson 1987	300 mg	w599	Gastro-oesophageal reflux	Parallel	Unspecified method	Unknown	No	-	-
Saunders 1986	300 mg	w600	Gastro-oesophageal reflux	Parallel	Pharmacy	Double	No	243	253
Hendel 1986	300 mg	w601	Gastro-oesophageal reflux	Parallel	Unspecified method	Double	No	10	8
Johansson 1986	300 mg	w602	Gastro-oesophageal reflux	Crossover	Unspecified method	Double	No	20	22
Müller 1994 C	300 mg	w603	Gastro-oesophageal reflux	Parallel	Unspecified method	Double	No	254	244
Hegarty 1997	300 mg	w604	Gastro-oesophageal reflux	Parallel	Unspecified method	Double	No	92	92
Gustavsson 1987	300 mg	w605	Gastro-oesophageal reflux	Parallel	Closed list	Double	No	15	15
Fullarton 1992	300 mg	w606	Hypergastrinaemia	Crossover	Unspecified method	Double	No	4	4
Hallerback 1998 B	300 mg	w607	Gastro-oesophageal reflux	Parallel	Unspecified method	Double	Yes	210	213
Orlowski 1986	300 mg	w608	Renal transplant	Parallel	Unspecified method	Double	Yes	21	21
Olubuyide 1986	300 mg	w609	Gastro-oesophageal reflux	Parallel	Unspecified method	Double	No	23	22
Sherbaniuk 1984	300 mg	w610	Gastro-oesophageal reflux	Parallel	Unspecified method	Double	No	37	36
Nielsen 1999	300 mg	w611	Colorectal cancer	Parallel	Unspecified method	Double	Yes	455	450
Wotherspoon 1997	300 mg	w612	Gastric cancer	Parallel	Unspecified method	Unknown	Yes	79	80
Tan 1996	300 mg	w613	End stage renal disease	Crossover	Unspecified method	Double	Yes	6	9
Sartori 2000	300 mg	w131	Cancer or palliative care (non gastrointestinal)	Parallel	Unspecified method	Unknown	Yes	77	75
Smith 1999	300 mg	w614	Healthy volunteers	Parallel	Unspecified method	Double	No	17	14
Singh 1999	300 mg	w615	Post-operative	Parallel	Sealed envelopes	Unknown	No	90	84
Goy 1983	300 mg	w616	Gastro-oesophageal reflux	Parallel	Closed list	Double	No	18	19
Wallace 2001	300 mg	w617	Familial adenomatous polyposis	Parallel	Closed list	Double	Yes	13	13
Czapla 1992	300 mg	w618	End stage renal disease	Crossover	Unspecified method	Double	Yes	7	8
Hadi 1989	300 mg	w619	Gastritis or duodenitis	Parallel	Unspecified method	Double	Yes	26	26
Farup 1997	300 mg	w620	Gastro-oesophageal reflux	Parallel	Unspecified method	Double	No	103	103
Wesdorp 1983	300 mg	w621	Gastro-oesophageal reflux	Parallel	Unspecified method	Double	No	19	17
Müller 1989	300 mg	w622	Healthy volunteers	Parallel	Unspecified method	Double	No	10	10
Müller 1998	300 mg	w190	Healthy volunteers	Parallel	Unspecified method	Double	Yes	16	8
Simon 1992	300 mg	w623	Healthy volunteers	Crossover	Unspecified method	Double	Yes	3	3
Elizalde 1983 (oesophagitis)	300 mg	w624	Gastro-oesophageal reflux	Parallel	Unspecified method	Double	No	-	-
Metzenroth 1991	300 mg	w625	Hip replacement	Parallel	Unspecified method	Unknown	No	20	20

**Webtable 3 (cont.): Details of trials involving a randomised comparison of a histamine-2 receptor antagonists (X) versus control (Y)**

Trial name	Regimen	Ref.	Indication for treatment	Design	Allocation Concealment	Blinding of investigators and patients	Availability of data	No. of patients	
								NX	NY
Richter 2000 C	300 mg	w67	Gastro-oesophageal reflux	Parallel	Unspecified method	Double	No	283	70
Rovner 2003	300 mg	w626	Weight loss	Parallel	Unspecified method	Open	No	28	29
Zonneveld 1997	300 mg	w627	Psoriasis	Parallel	Unspecified method	Double	No	-	-
Grove 1985	300 mg	w628	Gastro-oesophageal reflux	Crossover	Unspecified method	Double	No	28	28
Corinaldesi 1991	300 mg	w629	Dental	Parallel	Unspecified method	Double	Yes	23	25
Hine 1984	300 mg	w630	Gastro-oesophageal reflux	Parallel	Unspecified method	Double	No	21	25
Ideo 1988	300 mg	w631	Varices	Parallel	Closed list	Single	Yes	22	27
Farup 1992	300 mg	w632	Oesophageal stricture	Parallel	Unspecified method	Double	Yes	37	34
Mehta 2014	300 mg	w577	Schizophrenia	Parallel	Other method	Unknown	No	25	25
Lehtola 1986	450 mg	w633	Gastro-oesophageal reflux	Parallel	Unspecified method	Double	No	21	20
Wilder-Smith 1990 B	525 mg	w634	Healthy volunteers	Crossover	Unspecified method	Double	No	6	6
ten Wolde 1996	600 mg	w635	Rheumatoid arthritis	Parallel	Closed list	Double	Yes	15	15
Swift 1989	600 mg	w584	Arthritis, rheumatic or musculoskeletal disorders	Crossover	Pharmacy	Double	Yes	8	8
Müller 1992 B	600 mg	w587	Healthy volunteers	Parallel	Unspecified method	Double	No	9	11
King 2002	600 mg	w636	Colorectal cancer	Parallel	Unspecified method	Double	Yes	60	57
Veien 1995	600 mg	w637	Eczema	Parallel	Unspecified method	Double	No	23	24
Euler 1993 B	600 mg	w638	Gastro-oesophageal reflux	Parallel	Unspecified method	Double	No	106	116
Hegarty 1997	600 mg	w604	Gastro-oesophageal reflux	Parallel	Unspecified method	Double	No	95	92
Cetin 1997	600 mg	w639	Psoriasis	Parallel	Unspecified method	Double	No	25	25
Jurlander 1995	600 mg	w640	Leukaemia	Parallel	Unspecified method	Open	No	15	16
Nielson 1991	600 mg	w641	HIV	Parallel	Unspecified method	Double	Yes	9	9
Nielsen 1990	600 mg	w642	Multiple myeloma	Parallel	Unspecified method	Double	No	10	10
Roufail 1992	600 mg	w643	Gastro-oesophageal reflux	Parallel	Unspecified method	Double	No	109	113
Silver 1996	600 mg	w644	Gastro-oesophageal reflux	Parallel	Unspecified method	Double	No	261	251
Silver 1996	600 mg	w644	Gastro-oesophageal reflux	Parallel	Unspecified method	Double	No	260	251
Bartlett 1998	600 mg	w645	HIV	Parallel	Unspecified method	Double	Yes	38	43
Vendelbo Johansen 1997	600 mg	w646	Infectious mononucleosis	Parallel	Unspecified method	Double	No	50	41
Tefera 1996 (healed duodenal ulcer+ metronizadole)	600 mg	w647	Gastritis or duodenitis	Parallel	Closed list	Double	No	9	15
Tefera 1996 (healed duodenal ulcer+ no metronizadole)	600 mg	w647	Gastritis or duodenitis	Parallel	Closed list	Double	No	11	6
Simon 1992	600 mg	w623	Healthy volunteers	Crossover	Unspecified method	Double	Yes	3	3
Rovner 2003	600 mg	w626	Weight loss	Parallel	Unspecified method	Open	No	28	29
Zonneveld 1997	600 mg	w627	Psoriasis	Parallel	Unspecified method	Double	No	-	-
Houben 1995	600 mg	w141	Healthy volunteers	Crossover	Unspecified method	Double	No	3	3
Ranjbar 2013	600 mg	w648	Schizophrenia	Parallel	Unspecified method	Double	No	25	27
Wilder-Smith 1990 C	900 mg	w634	Healthy volunteers	Crossover	Unspecified method	Double	No	7	7
Euler 1993 B	1200 mg	w638	Gastro-oesophageal reflux	Parallel	Unspecified method	Double	No	106	116
Roufail 1992	1200 mg	w643	Gastro-oesophageal reflux	Parallel	Unspecified method	Double	No	120	113
Chen ZQ 2010	Unknown	w649	Dual antiplatelet therapy	Parallel	Unspecified method	Unknown	Yes	100	100
<b>Ramixotidine vs Control</b>									
Colle 1988	750 mg	w446	Healthy volunteers	Parallel	Closed list	Double	No	8	8
<b>Roxatidine vs Control</b>									
Simon 1991	75 mg	w650	Healthy volunteers	Parallel	Unspecified method	Double	No	10	10
European Cooperative Roxatidine (duodenal ulcer)	75 mg	w651	Recently healed ulcers	Parallel	Unspecified method	Double	Yes	211	209
European Cooperative Roxatidine (gastric ulcer)	75 mg	w651	Recently healed ulcers	Parallel	Unspecified method	Double	Yes	153	152
Damman 1995	75 mg	w652	Healthy volunteers	Crossover	Unspecified method	Single	No	4	4
Müller 1994 A	150 mg	w653	Healthy volunteers	Crossover	Unspecified method	Double	Yes	10	10
Lassman 1988	150 mg	w654	Healthy volunteers	Parallel	Unspecified method	Double	No	10	4
Damman 1995	150 mg	w652	Healthy volunteers	Crossover	Unspecified method	Single	No	4	4



**Webtable 3 (cont.): Details of trials involving a randomised comparison of a histamine-2 receptor antagonists (X) versus control (Y)**

Trial name	Regimen	Ref.	Indication for treatment	Design	Allocation Concealment	Blinding of investigators and patients	Availability of data	No. of patients	
								NX	NY
<b>Healing Trials</b>									
<i>Cimetidine vs Control</i>									
Braverman 1986	400 mg	w655	Peptic ulcers	Parallel	Unspecified method	Double	Yes	182	168
Young 1989 A	400 mg	w656	Peptic ulcers	Parallel	Unspecified method	Double	Yes	182	168
Gray 1978 (incompletely healed ulcers)	400 mg	w414	Peptic ulcers	Parallel	Unspecified method	Double	Yes	3	3
Domschke 1976	800 mg	w657	Peptic ulcers	Parallel	Unspecified method	Double	No	-	-
Frank 1989 B	800 mg	w658	Peptic ulcers	Parallel	Pharmacy	Double	Yes	83	80
Braverman 1986	800 mg	w655	Peptic ulcers	Parallel	Unspecified method	Double	Yes	165	168
Bodemar 1976	800 mg	w659	Peptic ulcers	Parallel	Unspecified method	Double	No	15	15
Frank 1989 A	800 mg	w660	Peptic ulcers	Parallel	Unspecified method	Double	Yes	92	94
Bodemar 1979 B	800 mg	w442	Peptic ulcers	Parallel	Unspecified method	Double	Yes	15	14
Mosci 1989	800 mg	w661	Peptic ulcers	Parallel	Unspecified method	Double	Yes	26	26
Tay 1988	800 mg	w662	Peptic ulcers	Parallel	Other method	Double	Yes	17	15
Young 1989 A	800 mg	w656	Peptic ulcers	Parallel	Unspecified method	Double	Yes	165	168
Moshal 1977	800 mg	w663	Peptic ulcers	Parallel	Unspecified method	Double	Yes	19	19
Hoffenberg 1985	800 mg	w664	Peptic ulcers	Parallel	Pharmacy	Double	Yes	24	22
Isenberg 1982	900 mg	w665	Peptic ulcers	Parallel	Unspecified method	Double	No	35	31
Hentschel 1979	1000 mg	w666	Peptic ulcers	Parallel	Unspecified method	Double	Yes	32	31
Garbøl 1979	1000 mg	w667	Peptic ulcers	Parallel	Closed list	Double	Yes	23	25
Tárnok 1980	1000 mg	w668	Peptic ulcers	Parallel	Unspecified method	Unknown	Yes	22	20
Sonnenberg 1979 X1	1000 mg	w379	Peptic ulcers	Extension	Unspecified method	Double	Yes	31	32
Peter 1978	1000 mg	w669	Peptic ulcers	Parallel	Unspecified method	Double	Yes	38	40
Fica 1987	1000 mg	w670	Peptic ulcers	Parallel	Unspecified method	Unknown	Yes	20	20
Bongiorno 1983	1000 mg	w671	Peptic ulcers	Parallel	Unspecified method	Double	Yes	30	30
Marini 1980	1000 mg	w672	Peptic ulcers	Parallel	Pharmacy	Double	Yes	18	18
Mazure 1980	1000 mg	w673	Peptic ulcers	Parallel	Unspecified method	Double	Yes	20	20
Lam 1983	1000 mg	w674	Peptic ulcers	Parallel	Unspecified method	Open	Yes	40	20
Eichenberger 1982 X1	1000 mg	w388	Peptic ulcers	Extension	Unspecified method	Double	Yes	23	23
Dobrilla 1980	1000 mg	w675	Peptic ulcers	Parallel	Unspecified method	Double	Yes	17	15
Danielsson 1980 X1	1000 mg	w676	Peptic ulcers	Parallel	Unspecified method	Double	Yes	25	25
Ström 1981	1000 mg	w677	Peptic ulcers	Parallel	Unspecified method	Double	Yes	24	24
Corinaldesi 1980	1000 mg	w678	Peptic ulcers	Parallel	Unspecified method	Unknown	No	12	12
Johannessen 1986	1000 mg	w679	Peptic ulcers	Parallel	Unspecified method	Double	Yes	24	24
Barakat 1984 A	1000 mg	w359	Peptic ulcers	Parallel	Unspecified method	Double	Yes	40	39
Dawson 1984 X1	1000 mg	w564	Peptic ulcers	Extension	Unspecified method	Single	Yes	20	20
Frost 1977 X1	1000 mg	w680	Peptic ulcers	Extension	Unspecified method	Double	Yes	27	24
Giger 1979	1000 mg	w681	Peptic ulcers	Parallel	Unspecified method	Double	Yes	16	18
Ciclitira 1977	1000 mg	w682	Peptic ulcers	Parallel	Unspecified method	Double	Yes	35	27
Bianchi Porro 1982	1000 mg	w683	Peptic ulcers	Parallel	Pharmacy	Double	Yes	30	30
Buligescu 1985	1000 mg	w684	Peptic ulcers	Parallel	Unspecified method	Double	Yes	20	20
Gotthard 1982 (prepyloric ulcer)	1000 mg	w685	Peptic ulcers	Parallel	Unspecified method	Double	Yes	12	12
Gray 1977	1000 mg	w686	Peptic ulcers	Parallel	Unspecified method	Double	Yes	20	20
Gotthard 1982 (duodenal ulcer)	1000 mg	w685	Peptic ulcers	Parallel	Unspecified method	Double	Yes	18	18
Grewal 1979	1000 mg	w687	Peptic ulcers	Parallel	Unspecified method	Double	Yes	25	25
Marini 1981	1000 mg	w688	Peptic ulcers	Parallel	Unspecified method	Double	Yes	10	10
Gotlieb-Jensen 1983	1000 mg	w689	Peptic ulcers	Parallel	Unspecified method	Double	Yes	21	21
Kennedy 1978	1000 mg	w690	Peptic ulcers	Parallel	Unspecified method	Double	Yes	12	12
Giacosa 1982	1000 mg	w691	Peptic ulcers	Parallel	Unspecified method	Open	Yes	30	29
Monnis 1988	1000 mg	w692	Peptic ulcers	Parallel	Unspecified method	Double	Yes	12	11
Mukhtar 1982	1000 mg	w693	Peptic ulcers	Parallel	Unspecified method	Double	Yes	19	19
Guha Mazumdar 1981	1000 mg	w694	Peptic ulcers	Parallel	Unspecified method	Double	No	24	26
Popoola 1978 (duodenal ulcer)	1000 mg	w474	Peptic ulcers	Parallel	Unspecified method	Double	Yes	12	9

**Webtable 3 (cont.): Details of trials involving a randomised comparison of a histamine-2 receptor antagonists (X) versus control (Y)**

Trial name	Regimen	Ref.	Indication for treatment	Design	Allocation Concealment	Blinding of investigators and patients	Availability of data	No. of patients	
								NX	NY
Sonnenberg 1981 X1	1000 mg	w403	Peptic ulcers	Extension	Closed list	Double	Yes	59	62
Manousos 1978 (gastric ulcer)	1000 mg	w695	Peptic ulcers	Parallel	Unspecified method	Double	Yes	9	9
Falaiye 1979	1000 mg	w696	Peptic ulcers	Parallel	Unspecified method	Double	Yes	16	11
Vantini 1978	1000 mg	w697	Peptic ulcers	Parallel	Unspecified method	Double	Yes	21	18
Tytgat 1982	1000 mg	w698	Peptic ulcers	Parallel	Other method	Double	Yes	30	24
Chen 1979	1000 mg	w699	Peptic ulcers	Parallel	Unspecified method	Double	Yes	46	40
Zespolowa 1980 (gastric ulcer)	1000 mg	w700	Peptic ulcers	Parallel	Pharmacy	Double	Yes	36	44
Villalobos 1978	1000 mg	w701	Peptic ulcers	Parallel	Unspecified method	Double	Yes	24	21
Bardhan 1979 (duodenal ulcer)	1000 mg	w702	Peptic ulcers	Parallel	Unspecified method	Double	Yes	78	50
Patty 1988	1000 mg	w703	Peptic ulcers	Parallel	Unspecified method	Double	Yes	18	19
Chen 1980 A	1000 mg	w704	Peptic ulcers	Parallel	Unspecified method	Double	Yes	25	25
Jensen 1979	1000 mg	w705	Peptic ulcers	Parallel	Unspecified method	Double	Yes	24	26
Manousos 1978 (duodenal ulcer)	1000 mg	w695	Peptic ulcers	Parallel	Unspecified method	Double	Yes	13	9
Gudmand-Höyer 1977	1000 mg	w706	Peptic ulcers	Parallel	Unspecified method	Unknown	Yes	30	30
Villalobos 1979	1000 mg	w707	Peptic ulcers	Parallel	Unspecified method	Double	Yes	10	10
Alcala-Santaella 1980 (gastric ulcer)	1000 mg	w708	Peptic ulcers	Parallel	Unspecified method	Double	Yes	8	6
Alcala-Santaella 1980 (duodenal ulcer)	1000 mg	w708	Peptic ulcers	Parallel	Unspecified method	Double	Yes	12	14
Guelrud 1978	1000 mg	w709	Peptic ulcers	Parallel	Unspecified method	Double	Yes	30	30
Matos-Villalobos 1979	1000 mg	w710	Peptic ulcers	Parallel	Unspecified method	Double	Yes	15	15
Gugler 1979	1000 mg	w711	Anastomotic ulcers	Parallel	Unspecified method	Double	Yes	7	8
Festen 1979	1000 mg	w712	Anastomotic ulcers	Parallel	Unspecified method	Double	Yes	12	9
Zespolowa 1980 (duodenal ulcer)	1000 mg	w700	Peptic ulcers	Parallel	Pharmacy	Double	Yes	66	63
O'Laughlin 1982	1200 mg	w713	Peptic ulcers	Parallel	Unspecified method	Double	Yes	9	9
Graham 1985	1200 mg	w714	Peptic ulcers	Parallel	Unspecified method	Unknown	Yes	87	85
Akdamar 1981	1200 mg	w715	Peptic ulcers	Parallel	Unspecified method	Unknown	Yes	65	67
Bodemar 1976	1200 mg	w659	Peptic ulcers	Parallel	Unspecified method	Double	No	15	15
Binder 1978 A	1200 mg	w716	Peptic ulcers	Parallel	Unspecified method	Double	Yes	45	53
Binder 1978 B	1200 mg	w716	Peptic ulcers	Parallel	Unspecified method	Double	Yes	30	30
Binder 1978 C	1200 mg	w716	Peptic ulcers	Parallel	Unspecified method	Double	Yes	41	37
Binder 1978 D	1200 mg	w716	Peptic ulcers	Parallel	Unspecified method	Double	Yes	36	36
Barbezat 1978	1200 mg	w717	Peptic ulcers	Parallel	Unspecified method	Double	No	6	7
Bank 1976	1200 mg	w718	Peptic ulcers	Parallel	Unspecified method	Double	Yes	8	19
Döller 1978	1200 mg	w719	Peptic ulcers	Parallel	Unspecified method	Double	Yes	33	34
Collen 1980 B	1200 mg	w720	Peptic ulcers	Parallel	Sealed envelopes	Double	Yes	11	12
Clarke 1980	1200 mg	w721	Peptic ulcers	Parallel	Unspecified method	Double	Yes	15	15
Van Deventer 1985	1200 mg	w722	Peptic ulcers	Parallel	Pharmacy	Double	No	21	20
Bodemar 1979 B	1200 mg	w442	Peptic ulcers	Parallel	Unspecified method	Double	Yes	15	14
Hetzel 1978 A	1200 mg	w443	Peptic ulcers	Parallel	Unspecified method	Double	Yes	43	42
Khanna 1989	1200 mg	w723	Peptic ulcers	Parallel	Unspecified method	Double	Yes	20	20
Collen 1980 A	1200 mg	w724	Peptic ulcers	Parallel	Sealed envelopes	Double	Yes	12	15
Englert 1978	1200 mg	w725	Peptic ulcers	Parallel	Other method	Double	Yes	60	62
Dyck 1978	1200 mg	w726	Peptic ulcers	Parallel	Unspecified method	Double	Yes	31	32
Loludice 1981	1200 mg	w727	Peptic ulcers	Parallel	Unspecified method	Unknown	Yes	38	32
Moshal 1977	1200 mg	w663	Peptic ulcers	Parallel	Unspecified method	Double	Yes	17	19
Gaon 1981	1200 mg	w728	Peptic ulcers	Parallel	Unspecified method	Unknown	No	10	10
Isenberg 1983	1200 mg	w729	Peptic ulcers	Parallel	Other method	Double	Yes	45	46
Landecker 1979	1200 mg	w730	Peptic ulcers	Parallel	Unspecified method	Double	Yes	25	23
Sewing 1978	1200 mg	w731	Peptic ulcers	Parallel	Unspecified method	Double	Yes	20	20
Braverman 1986	1600 mg	w655	Peptic ulcers	Parallel	Unspecified method	Double	Yes	188	168
Barbezat 1978	1600 mg	w717	Peptic ulcers	Parallel	Unspecified method	Double	No	10	7
Bank 1976	1600 mg	w718	Peptic ulcers	Parallel	Unspecified method	Double	Yes	11	19

**Webtable 3 (cont.): Details of trials involving a randomised comparison of a histamine-2 receptor antagonists (X) versus control (Y)**

Trial name	Regimen	Ref.	Indication for treatment	Design	Allocation Concealment	Blinding of investigators and patients	Availability of data	No. of patients	
								NX	NY
Davies 1986 (gastric ulcer)	1600 mg	w732	Peptic ulcers	Parallel	Unspecified method	Double	Yes	11	10
Blackwood 1976	1600 mg	w733	Peptic ulcers	Parallel	Unspecified method	Double	No	-	-
Young 1989 A	1600 mg	w656	Peptic ulcers	Parallel	Unspecified method	Double	Yes	188	168
Davies 1986 (duodenal ulcer)	1600 mg	w732	Peptic ulcers	Parallel	Unspecified method	Double	Yes	3	3
Bardhan 1979 (duodenal ulcer)	2000 mg	w702	Peptic ulcers	Parallel	Unspecified method	Double	Yes	72	50
Machado 1978	Unknown	w734	Peptic ulcers	Parallel	Unspecified method	Double	Yes	18	17
<b>Famotidine vs Control</b>									
Simon 1987 B	40 mg	w735	Peptic ulcers	Parallel	Unspecified method	Double	Yes	149	145
Dammann 1985 A	40 mg	w736	Peptic ulcers	Parallel	Unspecified method	Double	Yes	34	39
McCullough 1989	40 mg	w737	Peptic ulcers	Parallel	Unspecified method	Double	Yes	79	78
Dammann 1987 B	40 mg	w738	Peptic ulcers	Parallel	Other method	Double	Yes	167	169
Gitlin 1987	40 mg	w739	Peptic ulcers	Parallel	Telephone	Double	Yes	96	100
Gitlin 1987	40 mg	w739	Peptic ulcers	Parallel	Telephone	Double	Yes	89	100
Dammann 1985 B	40 mg	w740	Peptic ulcers	Parallel	Unspecified method	Double	Yes	71	73
Gitlin 1987	80 mg	w739	Peptic ulcers	Parallel	Telephone	Double	Yes	99	100
<b>Nizatidine vs Control</b>									
Dyck 1987 X1	50 mg	w741	Peptic ulcers	Extension	Unspecified method	Double	Yes	103	101
Cloud 1989 A	100 mg	w742	Peptic ulcers	Parallel	Unspecified method	Double	Yes	94	98
Cloud 1992 B	300 mg	w743	Peptic ulcers	Parallel	Other method	Double	Yes	153	152
Cloud 1992 B	300 mg	w743	Peptic ulcers	Parallel	Other method	Double	Yes	151	152
Eliakim 1994	300 mg	w744	Peptic ulcers	Parallel	Unspecified method	Double	Yes	27	28
Cloud 1989 A	300 mg	w742	Peptic ulcers	Parallel	Unspecified method	Double	Yes	92	98
Levendoglu 1986	300 mg	w745	Peptic ulcers	Parallel	Unspecified method	Double	Yes	23	19
Dyck 1987 X2	300 mg	w741	Peptic ulcers	Extension	Unspecified method	Double	Yes	84	82
Dyck 1987 X1	300 mg	w741	Peptic ulcers	Extension	Unspecified method	Double	Yes	106	101
Dyck 1987 X1	300 mg	w741	Peptic ulcers	Extension	Unspecified method	Double	Yes	108	101
Cloud 1989 B X1	300 mg	w549	Peptic ulcers	Extension	Unspecified method	Double	Yes	276	279
Cloud 1989 B X2	300 mg	w549	Peptic ulcers	Extension	Unspecified method	Double	Yes	28	26
Cloud 1989 B X3	300 mg	w549	Peptic ulcers	Extension	Unspecified method	Double	Yes	66	72
<b>Oxmetidine vs Control</b>									
Lam 1985 B	600 mg	w746	Peptic ulcers	Parallel	Unspecified method	Double	Yes	40	38
<b>Ranitidine vs Control</b>									
Forssell 1983 (gastric ulcer)	200 mg	w747	Peptic ulcers	Parallel	Unspecified method	Double	No	15	14
Dobrilla 1981 A	200 mg	w748	Peptic ulcers	Parallel	Other method	Double	Yes	20	20
Forssell 1983 (duodenal ulcer)	200 mg	w747	Peptic ulcers	Parallel	Unspecified method	Double	Yes	9	10
Berstad 1980	200 mg	w749	Peptic ulcers	Parallel	Unspecified method	Double	Yes	25	25
Darle 1984 B (gastric ulcer + prepyloric ulcer)	200 mg	w750	Peptic ulcers	Parallel	Other method	Double	Yes	9	13
Darle 1984 B (duodenal ulcer)	200 mg	w751	Peptic ulcers	Parallel	Other method	Double	Yes	16	12
Pan 1987	300 mg	w752	Peptic ulcers	Parallel	Unspecified method	Double	Yes	27	28
Martinez 1988	300 mg	w753	Peptic ulcers	Parallel	Unspecified method	Double	No	10	10
Fica 1987	300 mg	w670	Peptic ulcers	Parallel	Unspecified method	Unknown	Yes	20	20
Schulz 1984	300 mg	w754	Peptic ulcers	Parallel	Unspecified method	Double	Yes	25	20
Hirschowitz 1986 A	300 mg	w755	Peptic ulcers	Parallel	Unspecified method	Double	Yes	103	103
Marks 1982	300 mg	w756	Peptic ulcers	Parallel	Closed list	Double	Yes	40	40
Lee 1982	300 mg	w757	Peptic ulcers	Parallel	Closed list	Double	Yes	62	67
Hirschowitz 1986 B X1	300 mg	w758	Peptic ulcers	Extension	Unspecified method	Double	Yes	195	187
Hirschowitz 1986 B X2	300 mg	w758	Peptic ulcers	Extension	Unspecified method	Double	Yes	57	67
Guo-zong 1988	300 mg	w759	Peptic ulcers	Parallel	Unspecified method	Double	Yes	10	13
Hirschowitz 1983 X1	300 mg	w760	Peptic ulcers	Extension	Unspecified method	Unknown	Yes	195	187
Hirschowitz 1983 X2	300 mg	w760	Peptic ulcers	Extension	Unspecified method	Unknown	Yes	58	66
Chatterji 1980	300 mg	w761	Peptic ulcers	Parallel	Unspecified method	Double	Yes	15	15
Ashton 1982	300 mg	w762	Peptic ulcers	Parallel	Unspecified method	Double	Yes	22	20

**Webtable 3 (cont.): Details of trials involving a randomised comparison of a histamine-2 receptor antagonists (X) versus control (Y)**

Trial name	Regimen	Ref.	Indication for treatment	Design	Allocation Concealment	Blinding of investigators and patients	Availability of data	No. of patients	
								NX	NY
Dobrilla 1981 B	300 mg	w763	Peptic ulcers	Parallel	Unspecified method	Double	Yes	63	59
Dawson 1984 X1	300 mg	w564	Peptic ulcers	Extension	Unspecified method	Single	Yes	18	20
Gibinski 1982 (gastric ulcer)	300 mg	w764	Peptic ulcers	Parallel	Unspecified method	Double	Yes	40	41
Gibinski 1982 (duodenal ulcer)	300 mg	w764	Peptic ulcers	Parallel	Unspecified method	Double	Yes	90	87
Jhala 1995	300 mg	w233	Peptic ulcers	Parallel	Unspecified method	Double	Yes	33	19
Nair 1990	300 mg	w765	Peptic ulcers	Parallel	Unspecified method	Double	Yes	28	32
Nelis 1982	300 mg	w766	Peptic ulcers	Parallel	Other method	Double	Yes	14	13
Giacosa 1982	300 mg	w691	Peptic ulcers	Parallel	Unspecified method	Open	Yes	31	29
Moshal 1981	300 mg	w767	Peptic ulcers	Parallel	Unspecified method	Double	Yes	25	25
Murray 1986	300 mg	w768	Peptic ulcers	Parallel	Unspecified method	Double	Yes	20	20
Pasquali 1981	300 mg	w769	Peptic ulcers	Parallel	Unspecified method	Double	Yes	15	15
Johnson 1993	300 mg	w770	Peptic ulcers	Parallel	Unspecified method	Double	Yes	152	116
Tildesley 1993 (gastric ulcer)	300 mg	w771	Peptic ulcers	Parallel	Other method	Double	Yes	28	15
Tildesley 1993 (duodenal ulcer)	300 mg	w771	Peptic ulcers	Parallel	Other method	Double	Yes	36	12
Korman 1982	300 mg	w772	Peptic ulcers	Parallel	Unspecified method	Double	Yes	25	25
Makalinao 1984 (gastric ulcer)	300 mg	w773	Peptic ulcers	Parallel	Unspecified method	Double	Yes	21	23
Leroux 1983 (gastric ulcer)	300 mg	w774	Peptic ulcers	Parallel	Unspecified method	Double	Yes	17	13
Mach 1995 B	300 mg	w775	Peptic ulcers	Parallel	Unspecified method	Open	Yes	21	18
Mach 1995 A	300 mg	w776	Peptic ulcers	Parallel	Unspecified method	Double	Yes	46	38
Yap 1985	300 mg	w777	Peptic ulcers	Parallel	Other method	Double	Yes	23	24
Roberts 1982	300 mg	w778	Peptic ulcers	Parallel	Unspecified method	Double	Yes	39	41
Mach 1992	300 mg	w779	Peptic ulcers	Parallel	Unspecified method	Double	Yes	30	26
Dupas 2000	300 mg	w780	Peptic ulcers	Parallel	Unspecified method	Double	Yes	180	163
Mach 1991	300 mg	w781	Peptic ulcers	Unknown	Unspecified method	Unknown	No	24	20
Lanza 1994	300 mg	w234	Peptic ulcers	Parallel	Unspecified method	Double	Yes	86	44
Makalinao 1984 (duodenal ulcer)	300 mg	w773	Peptic ulcers	Parallel	Unspecified method	Double	Yes	24	27
Leroux 1983 (duodenal ulcer)	300 mg	w774	Peptic ulcers	Parallel	Unspecified method	Double	Yes	20	21
Elizalde 1983 (duodenal ulcer)	300 mg	w624	Peptic ulcers	Parallel	Unspecified method	Double	Yes	20	15
Elizalde 1983 (gastric and duodenal ulcer)	300 mg	w624	Peptic ulcers	Parallel	Unspecified method	Double	Yes	3	5
Elizalde 1983 (gastric ulcer)	300 mg	w624	Peptic ulcers	Parallel	Unspecified method	Double	No	-	-
Robins 1984	300 mg	w782	Peptic ulcers	Parallel	Unspecified method	Double	Yes	25	28
Sheers 1982	400 mg	w783	Peptic ulcers	Parallel	Unspecified method	Double	Yes	25	23
Massarrat 1998	600 mg	w784	Peptic ulcers	Parallel	Unspecified method	Double	Yes	78	78
Tefera 1996 (no metronizadole)	600 mg	w647	Peptic ulcers	Parallel	Closed list	Double	Yes	34	39
Tefera 1996 (metronizadole)	600 mg	w647	Peptic ulcers	Parallel	Closed list	Double	Yes	36	30
Lanza 1998	800 mg	w785	Peptic ulcers	Parallel	Unspecified method	Double	No	115	89
Trautman 1981	Unknown	w786	Peptic ulcers	Parallel	Unspecified method	Double	No	-	-
Witzel 1981	Unknown	w787	Peptic ulcers	Parallel	Unspecified method	Double	No	25	25
<b>Roxatidine vs Control</b>									
Gilinsky 1992	150 mg	w788	Peptic ulcers	Parallel	Unspecified method	Double	Yes	177	179

### Acute Bleeding Trials

#### Cimetidine vs Control

Darle 1984 A	800 mg	w789	Bleeding Peptic Ulcer	Parallel	Unspecified method	Double	Yes	33	39
Siddiqi 1979	800 mg	w790	UGI bleeding of any cause	Parallel	Unspecified method	Open	Yes	58	55
Stiel 1984	800 mg	w791	Bleeding Peptic Ulcer	Parallel	Unspecified method	Double	Yes	29	26
Zuckerman 1984	900 mg	w792	UGI bleeding of any cause	Extension	Onsite computer	Double	Yes	153	132
Terés 1980 X2	1000 mg	w793	UGI bleeding of any cause	Extension	Unspecified method	Double	Yes	20	20
Carstensen 1980	1200 mg	w794	Bleeding Peptic Ulcer	Parallel	Closed list	Double	Yes	40	48
Hoare 1979	1200 mg	w795	Bleeding Peptic Ulcer	Parallel	Closed list	Double	Yes	38	33
Terés 1980 X1	1200 mg	w796	UGI bleeding of any cause	Extension	Pharmacy	Double	Yes	20	20
Olivero 1981	1200 mg	w797	Bleeding Peptic Ulcer	Parallel	Unspecified method	Double	No	20	20

**Webtable 3 (cont.): Details of trials involving a randomised comparison of a histamine-2 receptor antagonists (X) versus control (Y)**

Trial name	Regimen	Ref.	Indication for treatment	Design	Allocation Concealment	Blinding of investigators and patients	Availability of data	No. of patients	
								NX	NY
Baltas 1984	1200 mg	w798	UGI bleeding of any cause	Parallel	Other method	Double	Yes	36	36
Kang 1977	1200 mg	w799	UGI bleeding of any cause	Parallel	Unspecified method	Double	Yes	32	33
Stadler 1985 (pirenzipine)	1200 mg	w800	Bleeding Peptic Ulcer	Parallel	Unspecified method	Unknown	Yes	18	20
Barer 1983	1600 mg	w801	UGI bleeding of any cause	Parallel	Pharmacy	Double	Yes	259	260
Galmiche 1978	1600 mg	w802	Bleeding Peptic Ulcer	Parallel	Unspecified method	Double	Yes	24	24
Birnie 1984	1600 mg	w803	UGI bleeding of any cause	Parallel	Unspecified method	Double	Yes	106	107
La Brooy 1979	1600 mg	w804	UGI bleeding of any cause	Parallel	Unspecified method	Double	Yes	51	50
<b><i>Famotidine vs Control</i></b>									
Fullarton 1991 B	70.4 mg	w805	Bleeding Peptic Ulcer	Parallel	Unspecified method	Double	Yes	10	10
Walt 1992	76.8 mg	w806	Bleeding Peptic Ulcer	Parallel	Other method	Double	Yes	497	508
<b><i>Ranitidine vs Control</i></b>									
Gray 1986	150 mg	w807	Bleeding Peptic Ulcer	Parallel	Unspecified method	Double	Yes	50	52
Ermolov 1995	150 mg	w808	Bleeding Peptic Ulcer	Parallel	Unspecified method	Unknown	Yes	31	33
Stadler 1985 (pirenzipine)	150 mg	w800	Bleeding Peptic Ulcer	Parallel	Unspecified method	Unknown	Yes	20	20
Coraggio 1984	300 mg	w809	UGI bleeding of any cause	Parallel	Unspecified method	Unknown	Yes	20	20
Basso 1986	300 mg	w810	UGI bleeding of any cause	Parallel	Unspecified method	Double	Yes	33	33
Stave 1986	300 mg	w811	Bleeding Peptic Ulcer	Parallel	Unspecified method	Double	No	32	34
Dawson 1982	450 mg	w812	UGI bleeding of any cause	Parallel	Unspecified method	Double	Yes	76	75

Design: Parallel=parallel trial. Factorial=Factorial trial. 'Extension' studies are studies in which patients are randomised more than once during the trial (only the parts of the trial that involve a valid randomised comparison for this meta-analysis, labelled X1, X2 etc., are shown in this table). Data shown for crossover trials reflect only events during the first phase of the trial. The suffixes A, B, C, D are used to distinguish different trials published by the same author in the same year.

Allocation concealment: IVRS (Interactive Voice Response System); Telephone (telephone central office); Pharmacy (pharmacy coded containers administered sequentially); Onsite computer (onsite computer accessible only after entering patient details); Sealed envelopes (sequentially numbered, opaque or without further specification); Closed list (closed list of random numbers); Other (other specified method); Unspecified (stated as being 'randomised' but with no other details).

Blinding of investigators and patients: Single=single-blind; Double=double-blind; Open=open label.

Availability of data: Data available for at least one endpoint of interest in the meta-analyses.

In cases where the number randomised was not reported, the number evaluated was used instead. In addition, for crossover trials, where neither the number randomised nor the number evaluated was reported, the total number of participants divided by number of arms was used.

**Webtable 4: Details of trials involving a randomised comparison of a proton pump inhibitor (X) versus a prostaglandin analogue (Y)**

Trial name	Regimen	Ref.	Indication for treatment	Design	Allocation Concealment	Blinding of investigators and patients	Availability of data	No. of patients	
								NX	NY
<b>Prevention Trials</b>									
<i>Lansoprazole vs Misoprostol</i>									
Graham 2002	15 mg vs 800 ug	w51	Recently healed ulcers	Parallel	Other method	Double	Yes	136	134
Graham 2002	30 mg vs 800 ug	w51	Recently healed ulcers	Parallel	Other method	Double	Yes	133	134
<i>Lansoprazole vs Rebamipide</i>									
Murakami 2003	30 mg vs 300 mg	w813	Gastritis or duodenitis	Crossover	Unspecified method	Unknown	No	8	8
<i>Omeprazole vs Misoprostol</i>									
OMNIUM 1998 X2	20 mg vs 400 ug	w113	Recently healed ulcers	Extension	Unspecified method	Double	Yes	274	296
OMNIUM 1998 X1 (erosions)	20 mg vs 800 ug	w113	Antiplatelet therapy	Extension	Unspecified method	Double	No	118	97
OMNIUM 1998 X1 (erosions)	40 mg vs 800 ug	w113	Antiplatelet therapy	Extension	Unspecified method	Double	No	109	97
<i>Omeprazole vs Rebamipide</i>									
Thong-Ngam 2010	20 mg vs 300 mg	w814	Gastro-oesophageal reflux	Parallel	Unspecified method	Unknown	Yes	25	18
Kojima 2012	Unknown vs Unknown	w815	Healthy volunteers	Parallel	Unspecified method	Unknown	No	-	-
Kojima 2012	Unknown vs Unknown	w815	Healthy volunteers	Parallel	Unspecified method	Unknown	No	-	-
<i>Pantoprazole vs Misoprostol</i>									
Stupnicki 2003	20 mg vs 400 ug	w816	Arthritis, rheumatic or musculoskeletal disorders	Parallel	Closed list	Double	Yes	257	258
<i>Rabeprazole vs Rebamipide</i>									
Thong-Ngam 2010	20 mg vs 300 mg	w814	Gastro-oesophageal reflux	Parallel	Unspecified method	Unknown	Yes	13	18
<b>Healing Trials</b>									
<i>Lansoprazole vs Rebamipide</i>									
						Unspecified method			
Takayama 2012	60 mg vs 600 mg	w817	Endoscopic submucosal dissection	Parallel	Unspecified method	Unknown	Yes	31	29
Matsui 2012	60 mg vs 600 mg	w818	Endoscopic submucosal dissection	Parallel	Unspecified method	Unknown	Yes	27	27
Nakamura 1995	120 mg vs 900 mg	w819	Peptic ulcers	Parallel	Unspecified method	Unknown	Yes	5	5
<i>Omeprazole vs Misoprostol</i>									
OMNIUM 1998 X1 GU+DU	20 mg vs 800 ug	w113	Peptic ulcers	Extension	Unspecified method	Double	Yes	190	201
OMNIUM 1998 X1 GU+DU	40 mg vs 800 ug	w113	Peptic ulcers	Extension	Unspecified method	Double	Yes	205	201
<i>Omeprazole vs Rebamipide</i>									
Song 2011	20 mg vs 300 mg	w820	Peptic ulcers	Parallel	Unspecified method	Double	Yes	63	65

DU=duodenal ulcer; GU=gastric ulcer.

Design: Parallel=parallel trial. Factorial=Factorial trial. 'Extension' studies are studies in which patients are randomised more than once during the trial (only the parts of the trial that involve a valid randomised comparison for this meta-analysis, labelled X1, X2 etc., are shown in this table). Data shown for crossover trials reflect only events during the first phase of the trial. The suffixes A, B, C, D are used to distinguish different trials published by the same author in the same year.

Allocation concealment: IVRS (Interactive Voice Response System); Telephone (telephone central office); Pharmacy (pharmacy coded containers administered sequentially); Onsite computer (onsite computer accessible only after entering patient details); Sealed envelopes (sequentially numbered, opaque or without further specification); Closed list (closed list of random numbers); Other (other specified method); Unspecified (stated as being 'randomised' but with no other details).

Blinding of investigators and patients: Single=single-blind; Double=double-blind; Open=open label.

Availability of data: Data available for at least one endpoint of interest in the meta-analyses.

In cases where the number randomised was not reported, the number evaluated was used instead. In addition, for crossover trials, where neither the number randomised nor the number evaluated was reported, the total number of participants divided by number of arms was used.

**Webtable 5: Details of trials involving a randomised comparison of a proton pump inhibitor (X) versus a histamine-2 receptor antagonist (Y)**

Trial name	Regimen	Ref.	Indication for treatment	Design	Allocation Concealment	Blinding of investigators and patients	Availability of data	No. of patients	
								NX	NY
<b>Prevention Trials</b>									
<b><i>Esomeprazole vs Famotidine</i></b>									
Tunggal 2011	20 mg vs 40 mg	w821	Acute coronary syndrome	Parallel	Sealed envelopes	Double	Yes	55	52
Ng 2012	20 mg vs 40 mg	w822	Acute coronary syndrome	Parallel	Sealed envelopes	Double	Yes	164	149
<b><i>Esomeprazole vs Ranitidine</i></b>									
Norman Hansen 2005	20 mg vs 300 mg	w823	Gastro-oesophageal reflux	Parallel	Onsite computer	Open	No	658	610
Hansen 2006	20 mg vs 300 mg	w824	Gastro-oesophageal reflux	Parallel	Unspecified method	Open	No	658	610
Kilic 2008 (amoxicillin+moxifloxacin)	80 mg vs 800 mg	w825	Gastritis or duodenitis	Parallel	Unspecified method	Open	Yes	30	30
Kilic 2008 (amoxicillin+clarithromycin)	80 mg vs 800 mg	w825	Gastritis or duodenitis	Parallel	Unspecified method	Open	Yes	30	30
Nadeau 2012	Unknown vs Unknown	w826	Percutaneous coronary intervention	Parallel	Unspecified method	Unknown	No	-	-
<b><i>Lansoprazole vs Famotidine</i></b>									
Miyake 2005	15 mg vs 40 mg	w827	Rheumatoid arthritis	Parallel	Sealed envelopes	Unknown	Yes	13	13
Endo 2000	15 mg vs 40 mg	w828	Gastro-oesophageal reflux	Parallel	Unspecified method	Double	No	23	25
Endo 2000	30 mg vs 40 mg	w828	Gastro-oesophageal reflux	Parallel	Unspecified method	Double	No	22	25
Mine 2000	30 mg vs 40 mg	w829	Gastro-oesophageal reflux	Crossover	Unspecified method	Double	No	9	8
<b><i>Lansoprazole vs Lafutidine</i></b>									
Kim 2008	60 mg vs 40 mg	w830	Gastritis or duodenitis	Parallel	Unspecified method	Double	Yes	112	119
<b><i>Lansoprazole vs Nizatidine</i></b>									
Murakami 2003	30 mg vs 300 mg	w813	Gastritis or duodenitis	Crossover	Unspecified method	Unknown	No	8	8
<b><i>Lansoprazole vs Ranitidine</i></b>									
Petite 1991 B	15 mg vs 300 mg	w831	Gastro-oesophageal reflux	Parallel	Unspecified method	Double	Yes	63	55
Bardhan 1999 A X2	15 mg vs 150 mg	w832	Recently healed ulcers	Extension	Unspecified method	Double	Yes	121	116
Müller 1997	15 mg vs 300 mg	w58	Healthy volunteers	Parallel	Unspecified method	Double	No	10	10
Meining 1998	15 mg vs 150 mg	w833	Gastritis or duodenitis	Parallel	Unspecified method	Unknown	No	72	71
Gough 1996	15 mg vs 600 mg	w834	Gastro-oesophageal reflux	Parallel	Unspecified method	Double	Yes	96	81
Peura 2009 B	15 mg vs 300 mg	w835	Gastro-oesophageal reflux	Parallel	Unspecified method	Double	No	100	106
Richter 2000 C	15 mg vs 300 mg	w67	Gastro-oesophageal reflux	Parallel	Unspecified method	Double	No	284	283
Spadaccini 1998 (healed duodenal ulcer)	15 mg vs 800 ug	w836	Recently healed ulcers	Parallel	Unspecified method	Open	No	18	13
Spadaccini 1998 (healed gastric ulcer)	15 mg vs 800 mg	w836	Recently healed ulcers	Parallel	Unspecified method	Open	Yes	2	2
Spadaccini 1998	15 mg vs 800 mg	w836	Gastritis and/or duodenitis	Parallel	Unspecified method	Open	No	18	25
Petite 1991 B	30 mg vs 300 mg	w831	Gastro-oesophageal reflux	Parallel	Unspecified method	Double	Yes	59	55
Plein 1997	30 mg vs 300 mg	w837	Gastro-oesophageal reflux	Parallel	Onsite computer	Double	No	107	58
Bardhan 1999 A X2	30 mg vs 150 mg	w832	Recently healed ulcers	Extension	Unspecified method	Double	Yes	122	116
Robinson 1995 A	30 mg vs 300 mg	w838	Gastro-oesophageal reflux	Parallel	Unspecified method	Double	Yes	119	128
Bardhan 1995 A	30 mg vs 300 mg	w839	Gastro-oesophageal reflux	Parallel	Closed list	Double	Yes	77	77
Feldman 1993	30 mg vs 300 mg	w840	Gastro-oesophageal reflux	Parallel	Unspecified method	Double	Yes	62	33
Jansen 1999	30 mg vs 600 mg	w841	Gastro-oesophageal reflux	Parallel	Unspecified method	Double	No	68	65
Jones 1997	30 mg vs 300 mg	w842	Gastro-oesophageal reflux	Parallel	Other method	Double	No	213	219
Howden 2001	30 mg vs 300 mg	w843	Gastro-oesophageal reflux	Parallel	Sealed envelopes	Double	No	297	296
Gough 1996	30 mg vs 600 mg	w834	Gastro-oesophageal reflux	Parallel	Unspecified method	Double	Yes	89	81
Sontag 1997 B X1	30 mg vs 300 mg	w844	Gastro-oesophageal reflux	Parallel	Unspecified method	Double	No	69	36
Richter 2000 C	30 mg vs 300 mg	w67	Gastro-oesophageal reflux	Parallel	Unspecified method	Double	No	288	283
Sontag 1997	30 mg vs 300 mg	w845	Gastro-oesophageal reflux	Parallel	Unspecified method	Double	No	105	54
Swarbrick 1996	30 mg vs 600 mg	w846	Oesophageal stricture	Parallel	Pharmacy	Double	Yes	78	80
Bardhan 1995 A	60 mg vs 300 mg	w839	Gastro-oesophageal reflux	Parallel	Closed list	Double	Yes	75	77
Treiber 1997	60 mg vs 600 mg	w847	Gastritis or duodenitis	Parallel	Unspecified method	Single	No	20	20
<b><i>Lansoprazole vs Roxatidine</i></b>									
Shimizu 2006	30 mg vs 150 mg	w848	Asthma	Parallel	Unspecified method	Double	Yes	15	15
<b><i>Omeprazole vs Cimetidine</i></b>									
Bate 1998	10 mg vs 800 mg	w849	Gastro-oesophageal reflux	Parallel	Unspecified method	Double	Yes	77	79

**Webtable 5 (cont.): Details of trials involving a randomised comparison of a proton pump inhibitor (X) versus histamine-2 receptor antagonist (Y)**

Trial name	Regimen	Ref.	Indication for treatment	Design	Allocation Concealment	Blinding of investigators and patients	Availability of data	No. of patients	
								NX	NY
Bate 1990	20 mg vs 1600 mg	w850	Gastro-oesophageal reflux	Parallel	Unspecified method	Double	Yes	138	134
Meineche-Schmidt 1997 (dyspepsia)	20 mg vs 800 mg	w140	Gastro-oesophageal reflux	Parallel	Unspecified method	Double	No	225	244
Thorens 1996	20 mg vs 800 mg	w851	Gastro-oesophageal reflux	Parallel	Unspecified method	Double	No	19	18
Dehn 1990	40 mg vs 1600 mg	w852	Gastro-oesophageal reflux	Parallel	Unspecified method	Double	No	31	36
Bate 1997	1600 mg vs 400 mg	w853	Gastro-oesophageal reflux	Parallel	Unspecified method	Double	Yes	112	109
<b>Omeprazole vs Famotidine</b>									
Shimatani 2007	10 mg vs 40 mg	w854	Healthy volunteers	Crossover	Unspecified method	Unknown	No	4	4
Yano 2012	10 mg vs 20 mg	w855	Acute coronary syndrome	Parallel	Other method	Open	Yes	90	90
J-FOCUS	10 mg vs 20 mg	w856	Gastro-oesophageal reflux	Parallel	Closed list	Open	No	142	132
Fujiwara 2005	20 mg vs 40 mg	w857	Gastro-oesophageal reflux	Parallel	Unspecified method	Unknown	Yes	53	53
Wada 2005	20 mg vs 40 mg	w858	Gastro-oesophageal reflux	Parallel	Unspecified method	Open	No	27	27
Hu 2003	20 mg vs 20 mg	w859	Gastritis or duodenitis	Parallel	Unspecified method	Unknown	Yes	39	38
Kawano 2002	20 mg vs 40 mg	w860	Gastro-oesophageal reflux	Parallel	Sealed envelopes	Unknown	Yes	29	27
Miner 2006 A	20 mg vs 40 mg	w861	Healthy volunteers	Crossover	Unspecified method	Double	Yes	11	11
Miner 2006 A	20 mg vs 20 mg	w861	Healthy volunteers	Crossover	Unspecified method	Double	Yes	11	11
Soga 1999	20 mg vs 40 mg	w862	Gastro-oesophageal reflux	Parallel	Sealed envelopes	Unknown	No	36	35
Guslandi 1994	20 mg vs 40 mg	w863	Gastro-oesophageal reflux	Parallel	Unspecified method	Unknown	Yes	6	6
Kim 2015	20 mg vs 40 mg	w864	Gastro-oesophageal reflux	Parallel	Unspecified method	Double	Yes	167	162
Arbel 2013	40 mg vs 80 mg	w865	Antiplatelet therapy	Crossover	Sealed envelopes	Single	Yes	21	21
<b>Omeprazole vs other H2RA</b>									
Marks 1994	20 mg vs Unknown	w866	Gastro-oesophageal reflux	Parallel	Unspecified method	Open	Yes	19	18
<b>Omeprazole vs Ranitidine</b>									
Kim 2004	10 mg vs 300 mg	w867	Gastro-oesophageal reflux	Parallel	Unspecified method	Unknown	No	50	50
Hallerback 1994	10 mg vs 300 mg	w868	Gastro-oesophageal reflux	Parallel	Unspecified method	Double	Yes	133	128
Blum 2000	10 mg vs 150 mg	w104	Gastro-oesophageal reflux	Parallel	Unspecified method	Double	Yes	202	194
Karnes 1990	10 mg vs 300 mg	w869	Healthy volunteers	Parallel	Closed list	Double	No	12	12
Bardhan 1999 B	10 mg vs 300 mg	w870	Gastro-oesophageal reflux	Parallel	Onsite computer	Double	No	227	229
Jaspersen 1999	10 mg vs 300 mg	w871	Gastro-oesophageal reflux	Parallel	Unspecified method	Unknown	No	10	10
Lauritsen 1999	10 mg vs 150 mg	w872	Recently healed ulcers	Parallel	Closed list	Double	Yes	308	312
Venables 1997 A	10 mg vs 300 mg	w873	Gastro-oesophageal reflux	Parallel	Unspecified method	Double	Yes	338	326
ASTRONAUT X2	20 mg vs 300 mg	w874	Recently healed ulcers	Extension	Unspecified method	Double	Yes	210	215
Zeitoun 1989	20 mg vs 300 mg	w875	Gastro-oesophageal reflux	Parallel	Unspecified method	Double	Yes	76	80
Kaplan-Machlis 2000	20 mg vs 300 mg	w876	Gastro-oesophageal reflux	Parallel	Sealed envelopes	Open	No	138	130
Diaz de Rojas 1998	20 mg vs 150 mg	w877	Recently healed ulcers	Parallel	Unspecified method	Double	Yes	215	219
Annibale 1998	20 mg vs 300 mg	w878	Gastro-oesophageal reflux	Parallel	Unspecified method	Double	No	106	111
Maton 1999	20 mg vs 300 mg	w879	Gastro-oesophageal reflux	Parallel	Unspecified method	Double	Yes	156	161
Angelini 1993	20 mg vs 300 mg	w880	Gastro-oesophageal reflux	Parallel	Unspecified method	Double	No	51	51
Hungin 1993	20 mg vs 300 mg	w881	Gastro-oesophageal reflux	Parallel	Unspecified method	Open	Yes	215	209
Di Mario 1994	20 mg vs 150 mg	w882	Recently healed ulcers	Parallel	Unspecified method	Open	Yes	30	12
Armstrong 2005	20 mg vs 300 mg	w883	Gastro-oesophageal reflux	Parallel	Onsite computer	Double	Yes	196	194
Bianchi Porro 1992 B	20 mg vs 300 mg	w884	Gastro-oesophageal reflux	Parallel	Unspecified method	Double	No	30	30
Frame 1991	20 mg vs 300 mg	w885	Gastro-oesophageal reflux	Parallel	Unspecified method	Double	Yes	86	86
Festen1999	20 mg vs 600 mg	w886	Gastro-oesophageal reflux	Parallel	Unspecified method	Double	No	222	224
Hallerback 1994	20 mg vs 300 mg	w868	Gastro-oesophageal reflux	Parallel	Unspecified method	Double	Yes	131	128
Blum 2000	20 mg vs 150 mg	w104	Gastro-oesophageal reflux	Parallel	Unspecified method	Double	Yes	193	194
Karnes 1990	20 mg vs 300 mg	w869	Healthy volunteers	Parallel	Closed list	Double	No	12	12
Savarino 2000	20 mg vs 300 mg	w887	Gastro-oesophageal reflux	Parallel	Closed list	Open	Yes	30	30
Bardhan 1999 B	20 mg vs 300 mg	w870	Gastro-oesophageal reflux	Parallel	Onsite computer	Double	No	221	229
Sartori 2000	20 mg vs 300 mg	w131	Cancer or palliative care (non gastrointestinal)	Parallel	Unspecified method	Unknown	Yes	76	77
Smith 1994	20 mg vs 150 mg	w888	Oesophageal stricture	Parallel	Unspecified method	Double	No	180	185



**Webtable 5 (cont.): Details of trials involving a randomised comparison of a proton pump inhibitor (X) versus histamine-2 receptor antagonist (Y)**

Trial name	Regimen	Ref.	Indication for treatment	Design	Allocation Concealment	Blinding of investigators and patients	Availability of data	No. of patients	
								NX	NY
Zeitoun 1987	20 mg vs 300 mg	w889	Gastro-oesophageal reflux	Parallel	Unspecified method	Double	No	76	80
Tham 1996	20 mg vs 1200 mg	w890	Gastro-oesophageal reflux	Parallel	Unspecified method	Single	No	20	20
Richter 1996	20 mg vs 300 mg	w891	Gastro-oesophageal reflux	Parallel	Unspecified method	Open	Yes	100	97
Revicki 1998	20 mg vs 300 mg	w892	Gastro-oesophageal reflux	Parallel	Unspecified method	Double	Yes	156	161
Dent 1994	20 mg vs 300 mg	w893	Gastro-oesophageal reflux	Parallel	Closed list	Double	Yes	53	51
Vigneri 1995	20 mg vs 450 mg	w894	Gastro-oesophageal reflux	Parallel	Closed list	Single	No	70	70
Sandmark 1988	20 mg vs 300 mg	w895	Gastro-oesophageal reflux	Parallel	Onsite computer	Double	Yes	75	77
Lauritsen 1999	20 mg vs 150 mg	w872	Recently healed ulcers	Parallel	Closed list	Double	Yes	308	312
Venables 1997 A	20 mg vs 300 mg	w873	Gastro-oesophageal reflux	Parallel	Unspecified method	Double	Yes	330	326
Figura 1995	20 mg vs 150 mg	w896	Recently healed ulcers	Parallel	Unspecified method	Unknown	Yes	14	13
Cavaljuga 2003	20 mg vs 150 mg	w897	Gastritis or duodenitis	Parallel	Unspecified method	Unknown	No	-	-
Bianchi Porro 1991 B	20 mg vs 300 mg	w898	Gastro-oesophageal reflux	Parallel	Unspecified method	Double	Yes	27	17
Ruth 1988	20 mg vs 300 mg	w899	Gastro-oesophageal reflux	Parallel	Unspecified method	Double	Yes	12	10
Bate 1991	20 mg vs 300 mg	w900	Gastro-oesophageal reflux	Parallel	Unspecified method	Double	Yes	143	140
Archambault 1996	20 mg vs 450 mg	w901	Gastro-oesophageal reflux	Parallel	Closed list	Single	No	1001	480
Silvis 1996	20 mg vs 300 mg	w902	Oesophageal stricture	Parallel	Unspecified method	Unknown	No	15	18
Houben 1995	20 mg vs 600 mg	w141	Healthy volunteers	Crossover	Unspecified method	Double	No	3	3
Green 1995	35 mg vs 525 mg	w903	Gastro-oesophageal reflux	Parallel	Unspecified method	Open	Yes	101	97
Bergmann 1995 B	40 mg vs 300 mg	w904	Gastro-oesophageal reflux	Parallel	Unspecified method	Unknown	No	294	136
Prewett 1991	40 mg vs 300 mg	w905	Healthy volunteers	Parallel	Unspecified method	Double	No	12	12
Blum 1986	40 mg vs 300 mg	w906	Gastro-oesophageal reflux	Parallel	Unspecified method	Double	No	82	82
Havelund 1988	40 mg vs 300 mg	w907	Gastro-oesophageal reflux	Parallel	Closed list	Double	No	80	82
Jaspersen 1996	40 mg vs 300 mg	w908	Gastro-oesophageal reflux	Parallel	Unspecified method	Unknown	No	20	18
Karnes 1990	40 mg vs 300 mg	w869	Healthy volunteers	Parallel	Closed list	Double	No	12	12
Pellegrini 2005 G	40 mg vs 600 mg	w909	Gastro-oesophageal reflux	Parallel	Unspecified method	Open	No	48	47
Vantrappen 1988	40 mg vs 300 mg	w910	Gastro-oesophageal reflux	Parallel	Unspecified method	Double	Yes	31	30
Treiber 1997	40 mg vs 600 mg	w847	Gastritis or duodenitis	Parallel	Unspecified method	Single	No	20	20
Hurlimann 1994	40 mg vs 1200 mg	w911	Healthy volunteers	Parallel	Unspecified method	Double	No	-	-
Dammann 1986 B	40 mg vs 300 mg	w912	Gastro-oesophageal reflux	Parallel	Sealed envelopes	Double	No	89	89
Lundell 1991	40 mg vs 600 mg	w913	Gastro-oesophageal reflux	Parallel	Closed list	Double	Yes	51	47
Houben 1995	40 mg vs 600 mg	w141	Healthy volunteers	Crossover	Unspecified method	Double	No	3	3
Klinkenberg-Knol 1988	60 mg vs 300 mg	w914	Gastro-oesophageal reflux	Crossover	Unspecified method	Double	Yes	3	4
Klinkenberg-Knol 1987	60 mg vs 300 mg	w915	Gastro-oesophageal reflux	Parallel	Unspecified method	Double	Yes	25	26
Ofman 2000	Unknown vs Unknown	w916	Barrett's oesophagus	Parallel	Unspecified method	Double	No	-	-
Peters 1999 A	80 mg vs 300 mg	w917	Barrett's oesophagus	Parallel	Closed list	Double	No	33	35
Peters 1999 B	80 mg vs 300 mg	w918	Barrett's oesophagus	Parallel	Closed list	Double	No	33	35
Nadeau 2012	Unknown vs Unknown	w826	Percutaneous coronary intervention	Parallel	Unspecified method	Unknown	No	-	-
Ahmad 2012	Unknown vs Unknown	w919	Gastritis or duodenitis	Parallel	Unspecified method	Unknown	No	26	20
<b>Omeprazole vs Roxatidine</b>									
Guslandi 1994	20 mg vs 150 mg	w863	Gastro-oesophageal reflux	Parallel	Unspecified method	Unknown	Yes	6	6
Nakamura 2010	20 mg vs 150 mg	w920	Gastro-oesophageal reflux	Parallel	Unspecified method	Unknown	Yes	17	16
Goh 1994	40 mg vs 300 mg	w921	Gastritis or duodenitis	Parallel	Unspecified method	Unknown	No	11	14
<b>Pantoprazole vs Famotidine</b>									
Ng 2010	20 mg vs 80 mg	w922	Recently healed ulcers	Parallel	Pharmacy	Double	Yes	65	65
Arbel 2013	40 mg vs 80 mg	w865	Antiplatelet therapy	Crossover	Sealed envelopes	Single	Yes	21	21
<b>Pantoprazole vs Lafutidine</b>									
Maity 2014	40 mg vs 10 mg	w923	Gastro-oesophageal reflux	Parallel	Unspecified method	Open	Yes	61	61
<b>Pantoprazole vs Nizatidine</b>									
Kovacs 2002	20 mg vs 300 mg	w924	Gastro-oesophageal reflux	Parallel	Unspecified method	Double	Yes	80	82
Armstrong 2001	40 mg vs 300 mg	w925	Gastro-oesophageal reflux	Parallel	Closed list	Double	Yes	111	109

**Webtable 5 (cont.): Details of trials involving a randomised comparison of a proton pump inhibitor (X) versus histamine-2 receptor antagonist (Y)**

Trial name	Regimen	Ref.	Indication for treatment	Design	Allocation Concealment	Blinding of investigators and patients	Availability of data	No. of patients	
								NX	NY
Kovacs 2002	40 mg vs 300 mg	w924	Gastro-oesophageal reflux	Parallel	Unspecified method	Double	Yes	81	82
Pare 2003	40 mg vs 300 mg	w926	Gastro-oesophageal reflux	Parallel	Unspecified method	Double	No	111	109
<b>Pantoprazole vs Ranitidine</b>									
Metz 2003	10 mg vs 300 mg	w927	Gastro-oesophageal reflux	Parallel	Unspecified method	Double	Yes	89	95
Richter 2004	10 mg vs 300 mg	w928	Gastro-oesophageal reflux	Parallel	Other method	Double	No	88	88
Talley 2002	20 mg vs 300 mg	w929	Gastro-oesophageal reflux	Parallel	Closed list	Double	No	154	153
Van Zyl 2004	20 mg vs 300 mg	w930	Gastro-oesophageal reflux	Parallel	Closed list	Double	No	167	171
Ramirez-Barba 1999	20 mg vs 300 mg	w931	Gastro-oesophageal reflux	Parallel	Unspecified method	Double	No	184	89
Metz 2003	20 mg vs 300 mg	w927	Gastro-oesophageal reflux	Parallel	Unspecified method	Double	Yes	93	95
Adamek 2001	20 mg vs 150 mg	w932	Gastro-oesophageal reflux	Parallel	Unspecified method	Double	No	199	104
Detmer 1998	20 mg vs 300 mg	w933	Gastro-oesophageal reflux	Parallel	Unspecified method	Double	No	105	104
Kaspari 2001	20 mg vs 300 mg	w934	Gastro-oesophageal reflux	Parallel	Unspecified method	Double	No	181	175
Van Zyl 2000	20 mg vs 300 mg	w935	Gastro-oesophageal reflux	Parallel	Closed list	Double	No	101	100
Richter 2004	20 mg vs 300 mg	w928	Gastro-oesophageal reflux	Parallel	Other method	Double	No	88	88
Dulbecco 2003	40 mg vs 30 mg	w936	Gastro-oesophageal reflux	Parallel	Unspecified method	Open	No	30	30
Duvnjak 2002	40 mg vs 300 mg	w937	Gastro-oesophageal reflux	Parallel	Unspecified method	Open	No	100	84
Metz 2003	40 mg vs 300 mg	w927	Gastro-oesophageal reflux	Parallel	Unspecified method	Double	Yes	94	95
Awad 2001	40 mg vs 300 mg	w938	Gastro-oesophageal reflux	Parallel	Onsite computer	Double	Yes	12	10
Teyssen 2001	40 mg vs 300 mg	w939	Healthy volunteers	Crossover	Closed list	Open	Yes	10	10
Koop 1995	40 mg vs 300 mg	w940	Gastro-oesophageal reflux	Parallel	Unspecified method	Double	No	166	83
Meneghelli 2002	40 mg vs 300 mg	w941	Gastro-oesophageal reflux	Parallel	Onsite computer	Double	No	128	128
Armbrecht 1997	40 mg vs 300 mg	w942	Gastro-oesophageal reflux	Parallel	Unspecified method	Double	Yes	11	13
Richter 2004	40 mg vs 300 mg	w928	Gastro-oesophageal reflux	Parallel	Other method	Double	No	85	88
Gallo 1998	40 mg vs 300 mg	w943	Gastro-oesophageal reflux	Parallel	Unspecified method	Double	No	211	104
Müller 1998	40 mg vs 300 mg	w190	Healthy volunteers	Parallel	Unspecified method	Double	Yes	16	16
Parri 2011	40 mg vs 150 mg	w944	Antiplatelet therapy	Parallel	Unspecified method	Open	No	54	51
Demir 2009 (diabetes mellitus)	80 mg vs 800 mg	w945	Diabetes	Parallel	Unspecified method	Unknown	Yes	49	49
Demir 2009 (no diabetes mellitus)	80 mg vs 800 mg	w945	Gastro-oesophageal reflux	Parallel	Unspecified method	Unknown	Yes	58	58
Nadeau 2012	Unknown vs Unknown	w826	Percutaneous coronary intervention	Parallel	Unspecified method	Unknown	No	-	-
<b>Rabeprazole vs Famotidine</b>									
Chan 2014 B	20 mg vs 40 mg	w946	Antiplatelet therapy	Parallel	Unspecified method	Double	Yes	84	79
ACCEL-PROTECT	20 mg vs 40 mg	w947	Percutaneous coronary intervention	Parallel	Unspecified method	Unknown	No	40	40
<b>Rabeprazole vs Lafutidine</b>									
Dewan 2011	20 mg vs 10 mg	w948	Gastro-oesophageal reflux	Parallel	Unspecified method	Open	Yes	101	101
<b>Rabeprazole vs Ranitidine</b>									
Jee 2005	10 mg vs 300 mg	w949	Gastro-oesophageal reflux	Parallel	Unspecified method	Unknown	No	42	42
Jeong 2006	20 mg vs 600 mg	w950	Gastro-oesophageal reflux	Parallel	Unspecified method	Open	Yes	53	57
Farley 2000	20 mg vs 600 mg	w951	Gastro-oesophageal reflux	Parallel	Unspecified method	Double	No	169	169
Dai 2015	20 mg vs 300 mg	w952	Gastro-oesophageal reflux	Parallel	Unspecified method	Unknown	Yes	65	65
<b>Healing Trials</b>									
<b>Esomeprazole vs Ranitidine</b>									
Astra Zeneca 285	20 mg vs 300 mg	w953	Peptic ulcers	Parallel	Sealed envelopes	Double	Yes	140	134
Astra Zeneca 286	20 mg vs 300 mg	w954	Peptic ulcers	Parallel	Sealed envelopes	Double	Yes	150	149
Astra Zeneca 285	40 mg vs 300 mg	w953	Peptic ulcers	Parallel	Sealed envelopes	Double	Yes	132	134
Astra Zeneca 286	40 mg vs 300 mg	w954	Peptic ulcers	Parallel	Sealed envelopes	Double	Yes	141	149
<b>Lansoprazole vs Cimetidine</b>									
Aoyama 1995	30 mg vs 800 mg	w955	Peptic ulcers	Parallel	Unspecified method	Unknown	Yes	70	23
<b>Lansoprazole vs Famotidine</b>									
Tsuji 1995	30 mg vs 40 mg	w956	Peptic ulcers	Parallel	Unspecified method	Unknown	Yes	8	8

**Webtable 5 (cont.): Details of trials involving a randomised comparison of a proton pump inhibitor (X) versus histamine-2 receptor antagonist (Y)**

Trial name	Regimen	Ref.	Indication for treatment	Design	Allocation Concealment	Blinding of investigators and patients	Availability of data	No. of patients	
								NX	NY
Sakaguchi 1995	30 mg vs 40 mg	w957	Peptic ulcers	Parallel	Sealed envelopes	Unknown	Yes	10	10
Okai 1995	30 mg vs 40 mg	w958	Peptic ulcers	Parallel	Unspecified method	Unknown	Yes	12	12
Hotz 1992	30 mg vs 40 mg	w959	Peptic ulcers	Parallel	Other method	Double	Yes	174	90
Nema 2010	30 mg vs 40 mg	w960	Peptic ulcers	Parallel	Onsite computer	Unknown	Yes	30	30
Nakamura 1995	120 mg vs 40 mg	w819	Peptic ulcers	Parallel	Unspecified method	Unknown	Yes	5	5
<b>Lansoprazole vs other H2RA</b>									
Nema 2008	30 mg vs Unknown	w961	Peptic ulcers	Parallel	Onsite computer	Unknown	Yes	16	14
<b>Lansoprazole vs Ranitidine</b>									
Londong 1991	7.5 mg vs 300 mg	w962	Peptic ulcers	Parallel	Other method	Double	Yes	77	79
Licht 1990	7.5 mg vs 300 mg	w963	Peptic ulcers	Parallel	Unspecified method	Double	Yes	45	48
Londong 1991	15 mg vs 300 mg	w962	Peptic ulcers	Parallel	Other method	Double	Yes	80	79
Licht 1990	15 mg vs 300 mg	w963	Peptic ulcers	Parallel	Unspecified method	Double	Yes	45	48
Agrawal 2000	15 mg vs 300 mg	w964	Peptic ulcers	Parallel	Unspecified method	Double	Yes	119	117
Jhala 1995	15 mg vs 300 mg	w233	Peptic ulcers	Parallel	Unspecified method	Double	Yes	34	33
Spadaccini 1998 (duodenal ulcer)	15 mg vs 800 mg	w836	Peptic ulcers	Parallel	Unspecified method	Open	Yes	13	12
Lanza 1994	15 mg vs 300 mg	w234	Peptic ulcers	Parallel	Unspecified method	Double	Yes	87	86
Goldstein 2000	15 mg vs 300 mg	w965	Peptic ulcers	Parallel	Unspecified method	Double	Yes	114	116
Spadaccini 1998 (gastric ulcer)	15 mg vs 800 mg	w836	Peptic ulcers	Parallel	Unspecified method	Open	Yes	5	4
Michel 1994	30 mg vs 300 mg	w966	Peptic ulcers	Parallel	Unspecified method	Double	Yes	79	79
Londong 1991	30 mg vs 300 mg	w962	Peptic ulcers	Parallel	Other method	Double	Yes	78	79
Licht 1990	30 mg vs 300 mg	w963	Peptic ulcers	Parallel	Unspecified method	Double	Yes	45	48
Agrawal 2000	30 mg vs 300 mg	w964	Peptic ulcers	Parallel	Unspecified method	Double	Yes	117	117
Bardhan 1999 A X1	30 mg vs 300 mg	w832	Peptic ulcers	Extension	Unspecified method	Double	Yes	219	217
Capurso 1995 A	30 mg vs 300 mg	w967	Peptic ulcers	Parallel	Other method	Double	Yes	29	34
Jhala 1995	30 mg vs 300 mg	w233	Peptic ulcers	Parallel	Unspecified method	Double	Yes	33	33
Hawkey 1993	30 mg vs 300 mg	w968	Peptic ulcers	Parallel	Unspecified method	Double	Yes	95	98
Lazzaroni 1997	30 mg vs 300 mg	w969	Peptic ulcers	Parallel	Unspecified method	Single	Yes	40	40
Bardhan 1994	30 mg vs 300 mg	w970	Peptic ulcers	Parallel	Closed list	Double	Yes	82	83
Lanza 1994	30 mg vs 300 mg	w234	Peptic ulcers	Parallel	Unspecified method	Double	Yes	84	86
Russo 1997 X1	30 mg vs 300 mg	w66	Peptic ulcers	Extension	Other method	Double	Yes	68	64
Goldstein 2000	30 mg vs 300 mg	w965	Peptic ulcers	Parallel	Unspecified method	Double	Yes	112	116
Vreer 1999	30 mg vs 300 mg	w971	Peptic ulcers	Parallel	Unspecified method	Double	Yes	42	45
Hawkey 1993	60 mg vs 300 mg	w968	Peptic ulcers	Parallel	Unspecified method	Double	Yes	96	98
Bardhan 1994	60 mg vs 300 mg	w970	Peptic ulcers	Parallel	Closed list	Double	Yes	85	83
<b>Lansoprazole vs Roxatidine</b>									
Fujino 1995	30 mg vs 150 mg	w972	Peptic ulcers	Parallel	Sealed envelopes	Unknown	Yes	66	66
Imaeda 2011	30 mg vs 150 mg	w973	Endoscopic submucosal dissection	Parallel	Other method	Unknown	Yes	65	64
<b>Omeprazole vs Cimetidine</b>									
Bigard 1987	20 mg vs 800 mg	w974	Peptic ulcers	Parallel	Unspecified method	Double	Yes	144	154
Archambault 1988	20 mg vs 1200 mg	w975	Peptic ulcers	Parallel	Unspecified method	Double	Yes	85	84
Wilairatana 1989	20 mg vs 800 mg	w976	Peptic ulcers	Parallel	Unspecified method	Double	Yes	129	128
Crowe 1989	20 mg vs 800 mg	w977	Peptic ulcers	Parallel	Unspecified method	Double	Yes	98	91
Pan 1994	20 mg vs 800 mg	w978	Peptic ulcers	Parallel	Unspecified method	Single	Yes	44	64
Kim 1994	20 mg vs 900 mg	w979	Peptic ulcers	Parallel	Unspecified method	Unknown	Yes	13	12
Bate 1989	20 mg vs 800 mg	w980	Peptic ulcers	Parallel	Unspecified method	Double	Yes	105	92
Lauritsen 1985	30 mg vs 1000 mg	w981	Peptic ulcers	Parallel	Unspecified method	Double	Yes	67	65
Danish Omeprazole Study	30 mg vs 1000 mg	w982	Peptic ulcers	Parallel	Closed list	Double	Yes	79	82
Dahlgren 1988	30 mg vs 800 mg	w983	Peptic ulcers	Parallel	Unspecified method	Double	Yes	79	75
Lauritsen 1989 B	30 mg vs 1000 mg	w984	Peptic ulcers	Parallel	Unspecified method	Double	Yes	90	86

**Webtable 5 (cont.): Details of trials involving a randomised comparison of a proton pump inhibitor (X) versus histamine-2 receptor antagonist (Y)**

Trial name	Regimen	Ref.	Indication for treatment	Design	Allocation Concealment	Blinding of investigators and patients	Availability of data	No. of patients	
								NX	NY
<b>Omeprazole vs Famotidine</b>									
Popovic 1990	20 mg vs 40 mg	w985	Peptic ulcers	Parallel	Unspecified method	Double	Yes	70	69
Lin 1994	20 mg vs 40 mg	w986	Peptic ulcers	Parallel	Closed list	Unknown	Yes	30	30
Esaki 2002	20 mg vs 40 mg	w987	Endoscopic mucosal resection	Parallel	Unspecified method	Single	Yes	8	8
Delle Fave 1992	20 mg vs 40 mg	w988	Peptic ulcers	Parallel	Unspecified method	Double	Yes	116	125
Ramesh Kumar 1992	20 mg vs 40 mg	w989	Peptic ulcers	Parallel	Other method	Double	Yes	73	67
Misra 1993	20 mg vs 40 mg	w990	Peptic ulcers	Parallel	Unspecified method	Double	Yes	30	30
Yamaguchi 2005	20 mg vs 40 mg	w991	Endoscopic mucosal resection	Parallel	Unspecified method	Unknown	No	29	28
Ye 2006	20 mg vs 40 mg	w992	Endoscopic mucosal resection	Parallel	Unspecified method	Double	Yes	50	50
Tomita 2012	20 mg vs 40 mg	w993	Endoscopic submucosal dissection	Parallel	Unspecified method	Single	Yes	79	79
Di Mario 1993 A	40 mg vs 40 mg	w994	Peptic ulcers	Parallel	Unspecified method	Unknown	Yes	12	7
Goh 1996	40 mg vs 80 mg	w995	Peptic ulcers	Parallel	Unspecified method	Single	Yes	33	33
Hsu 2001	40 mg vs 80 mg	w996	Peptic ulcers	Parallel	Unspecified method	Unknown	Yes	60	60
<b>Omeprazole vs H2RA</b>									
Wang 1996 (no amoxicillin)	20 mg vs Unknown	w997	Peptic ulcers	Extension	Unspecified method	Unknown	Yes	22	21
<b>Omeprazole vs Ranitidine</b>									
Hui 1989 A	10 mg vs 300 mg	w998	Peptic ulcers	Parallel	Unspecified method	Double	Yes	90	90
Hui 1989 B	10 mg vs 300 mg	w999	Peptic ulcers	Parallel	Unspecified method	Double	Yes	3	3
ASTRONAUT X1	20 mg vs 300 mg	w874	Peptic ulcers	Extension	Unspecified method	Double	Yes	113	117
Marks 1991	20 mg vs 300 mg	w1000	Peptic ulcers	Parallel	Unspecified method	Double	Yes	104	106
Valenzuela 1991	20 mg vs 300 mg	w1001	Peptic ulcers	Parallel	Unspecified method	Double	Yes	151	158
Walan 1989	20 mg vs 300 mg	w1002	Peptic ulcers	Parallel	Unspecified method	Double	Yes	203	205
Bergmann 1995 A	20 mg vs 300 mg	w1003	Peptic ulcers	Parallel	Unspecified method	Unknown	Yes	373	172
Miszputen 1997	20 mg vs 300 mg	w1004	Peptic ulcers	Parallel	Unspecified method	Double	Yes	92	88
Lee 1991 A (gastric ulcer)	20 mg vs 300 mg	w1005	Peptic ulcers	Parallel	Unspecified method	Double	Yes	10	6
Classen 1985 A	20 mg vs 300 mg	w1006	Peptic ulcers	Parallel	Unspecified method	Double	Yes	168	166
Hotz 1995 B (gastric ulcer)	20 mg vs 300 mg	w1007	Peptic ulcers	Parallel	Onsite computer	Unknown	Yes	15	13
Hallerbäck 1998 A	20 mg vs 300 mg	w1008	Peptic ulcers	Parallel	Unspecified method	Double	Yes	195	198
Arber 1994	20 mg vs 300 mg	w1009	Peptic ulcers	Parallel	Unspecified method	Double	Yes	103	100
Al Karawi 1996	20 mg vs 300 mg	w1010	Peptic ulcers	Parallel	Unspecified method	Double	Yes	67	67
Barbara 1987	20 mg vs 300 mg	w1011	Peptic ulcers	Parallel	Unspecified method	Double	Yes	64	64
Ahmed 1995	20 mg vs 300 mg	w1012	Peptic ulcers	Parallel	Unspecified method	Open	Yes	21	20
Bardhan 1986	20 mg vs 300 mg	w1013	Peptic ulcers	Parallel	Unspecified method	Double	Yes	34	35
Lysy 1992	20 mg vs 300 mg	w1014	Peptic ulcers	Parallel	Unspecified method	Double	Yes	30	30
Chelvam 1989	20 mg vs 300 mg	w1015	Peptic ulcers	Parallel	Unspecified method	Double	Yes	109	111
Archimandritis 1995	20 mg vs 300 mg	w1016	Peptic ulcers	Parallel	Unspecified method	Unknown	No	126	119
Italian Cooperative Group on Omeprazole	20 mg vs 300 mg	w1017	Peptic ulcers	Parallel	Unspecified method	Double	Yes	84	83
Zaterka 1993	20 mg vs 300 mg	w1018	Peptic ulcers	Parallel	Unspecified method	Double	Yes	120	121
Crowe 1994	20 mg vs 300 mg	w1019	Peptic ulcers	Parallel	Unspecified method	Double	Yes	117	121
Delchier 1989	20 mg vs 300 mg	w1020	Peptic ulcers	Parallel	Unspecified method	Double	Yes	75	76
Choi 1994	20 mg vs 300 mg	w1021	Peptic ulcers	Parallel	Other method	Double	Yes	126	124
Catalano 1991	20 mg vs 300 mg	w1022	Peptic ulcers	Parallel	Unspecified method	Double	Yes	22	21
Pare 1990	20 mg vs 300 mg	w1023	Peptic ulcers	Parallel	Unspecified method	Double	Yes	39	41
Hui 1989 A	20 mg vs 300 mg	w998	Peptic ulcers	Parallel	Unspecified method	Double	Yes	90	90
Mulder 1989	20 mg vs 300 mg	w1024	Peptic ulcers	Parallel	Onsite computer	Double	Yes	91	90
Hui 1989 B	20 mg vs 300 mg	w999	Peptic ulcers	Parallel	Unspecified method	Double	Yes	2	3
Rossini 1989	20 mg vs 300 mg	w1025	Peptic ulcers	Parallel	Unspecified method	Double	Yes	9	9
Wang 1992	20 mg vs 300 mg	w1026	Peptic ulcers	Parallel	Unspecified method	Double	Yes	118	108
McFarland 1990	20 mg vs 300 mg	w1027	Peptic ulcers	Parallel	Unspecified method	Double	Yes	126	122
Classen 1985 B	20 mg vs 300 mg	w1028	Peptic ulcers	Parallel	Unspecified method	Double	Yes	84	74
Glise 1991	20 mg vs 300 mg	w1029	Peptic ulcers	Parallel	Unspecified method	Double	No	234	240

**Webtable 5 (cont.): Details of trials involving a randomised comparison of a proton pump inhibitor (X) versus histamine-2 receptor antagonist (Y)**

Trial name	Regimen	Ref.	Indication for treatment	Design	Allocation Concealment	Blinding of investigators and patients	Availability of data	No. of patients	
								NX	NY
Sonnenberg 1999	20 mg vs 300 mg	w1030	Peptic ulcers	Parallel	Unspecified method	Double	No	279	263
Hotz 1995 B (duodenal ulcer)	20 mg vs 300 mg	w1007	Peptic ulcers	Parallel	Closed list	Unknown	Yes	13	12
Diaz Rubio 1991	20 mg vs 300 mg	w1031	Peptic ulcers	Parallel	Unspecified method	Double	Yes	79	79
Parodi 1992	20 mg vs 300 mg	w1032	Peptic ulcers	Parallel	Unspecified method	Unknown	Yes	10	10
Lee 1991 A (duodenal ulcer)	20 mg vs 300 mg	w1005	Peptic ulcers	Parallel	Unspecified method	Double	Yes	21	16
Cataldo 1996	27 mg vs 400 mg	w1033	Peptic ulcers	Parallel	Unspecified method	Unknown	Yes	20	20
Kager 1991	30 mg vs 300 mg	w1034	Peptic ulcers	Parallel	Unspecified method	Double	Yes	74	73
ASTRONAUT X1	40 mg vs 300 mg	w874	Peptic ulcers	Extension	Unspecified method	Double	Yes	114	117
Walan 1989	40 mg vs 300 mg	w1002	Peptic ulcers	Parallel	Unspecified method	Double	Yes	194	205
Sonnenberg 1998	40 mg vs 300 mg	w1035	Peptic ulcers	Parallel	Onsite computer	Double	No	279	263
Bardhan 1986	40 mg vs 300 mg	w1013	Peptic ulcers	Parallel	Unspecified method	Double	Yes	36	35
Di Mario 1993 A	40 mg vs 300 mg	w994	Peptic ulcers	Parallel	Unspecified method	Unknown	Yes	12	23
Pare 1990	40 mg vs 300 mg	w1023	Peptic ulcers	Parallel	Unspecified method	Double	Yes	38	41
Tulassay 1992	40 mg vs 300 mg	w1036	Peptic ulcers	Parallel	Unspecified method	Unknown	Yes	22	23
Michopoulos 2000	40 mg vs 600 mg	w1037	Peptic ulcers	Parallel	Unspecified method	Open	No	78	78
Pellegrini 2005 U	40 mg vs 600 mg	w909	Peptic ulcers	Parallel	Other method	Open	Yes	27	28
Cooperative Study 1990 (gastric ulcer)	40 mg vs 300 mg	w1038	Peptic ulcers	Parallel	Unspecified method	Double	Yes	21	25
Cooperative Study 1990 (duodenal ulcer)	40 mg vs 300 mg	w1038	Peptic ulcers	Parallel	Unspecified method	Double	Yes	96	98
<b>Omeprazole vs Nizatidine</b>									
Russo 1994	20 mg vs 600 mg	w1039	Peptic ulcers	Parallel	Unspecified method	Open	Yes	15	16
Brummer 1996	20 mg vs 300 mg	w1040	Peptic ulcers	Parallel	Unspecified method	Open	Yes	11	12
Di Mario 1993 A	40 mg vs 300 mg	w994	Peptic ulcers	Parallel	Unspecified method	Unknown	Yes	12	12
<b>Other PPI vs Famotidine</b>									
Nakashima 2009	Unknown vs 40 mg	w1041	Peptic ulcers	Parallel	Unspecified method	Unknown	Yes	20	20
<b>Other PPI vs other H2RA</b>									
Sasaki 1999	Unknown vs Unknown	w1042	Peptic ulcers	Parallel	Unspecified method	Open	Yes	116	196
Noh 2013	Unknown vs Unknown	w1043	Endoscopic submucosal dissection	Parallel	Unspecified method	Unknown	No	92	98
Kang 2011	Unknown vs Unknown	w1044	Endoscopic submucosal dissection	Parallel	Unspecified method	Unknown	No	-	-
<b>Pantoprazole vs Famotidine</b>									
Jeon 2010	40 mg vs 40 mg	w1045	Endoscopic submucosal dissection	Parallel	Unspecified method	Unknown	No	11	13
Oh 2010	40 mg vs 40 mg	w1046	Endoscopic submucosal dissection	Parallel	Unspecified method	Unknown	No	31	31
Seo 2011	40 mg vs 40 mg	w1047	Endoscopic submucosal dissection	Parallel	Unspecified method	Unknown	No	74	74
<b>Pantoprazole vs Ranitidine</b>									
Papp 1997	40 mg vs 300 mg	w1048	Peptic ulcers	Parallel	Unspecified method	Double	Yes	160	166
Schepp 1995	40 mg vs 300 mg	w1049	Peptic ulcers	Parallel	Unspecified method	Double	Yes	177	89
Cremer 1995	40 mg vs 300 mg	w1050	Peptic ulcers	Parallel	Unspecified method	Double	Yes	137	139
Chen 1999	40 mg vs 300 mg	w1051	Peptic ulcers	Parallel	Unspecified method	Double	Yes	80	80
Meneghelli 2000	40 mg vs 300 mg	w1052	Peptic ulcers	Parallel	Unspecified method	Double	Yes	111	111
Judmaier 1994	40 mg vs 300 mg	w1053	Peptic ulcers	Parallel	Unspecified method	Double	Yes	98	104
Fric 1996	40 mg vs 300 mg	w1054	Peptic ulcers	Parallel	Unspecified method	Double	Yes	47	48
Hotz 1995 A	40 mg vs 300 mg	w1055	Peptic ulcers	Parallel	Unspecified method	Double	Yes	166	82
van Rensburg 1994	40 mg vs 300 mg	w1056	Peptic ulcers	Parallel	Closed list	Double	Yes	102	97
Dibildox 1996	40 mg vs 300 mg	w1057	Peptic ulcers	Parallel	Unspecified method	Double	Yes	89	89
<b>Rabeprazole vs other H2RA</b>									
Saigenji 2002	10 mg vs Unknown	w1058	Peptic ulcers	Parallel	Unspecified method	Open	Yes	77	76
<b>Rabeprazole vs Ranitidine</b>									
Breiter 2000	20 mg vs 300 mg	w1059	Peptic ulcers	Parallel	Unspecified method	Double	Yes	188	188

**Webtable 5 (cont.): Details of trials involving a randomised comparison of a proton pump inhibitor (X) versus histamine-2 receptor antagonist (Y)**

Trial name	Regimen	Ref.	Indication for treatment	Design	Allocation Concealment	Blinding of investigators and patients	Availability of data	No. of patients	
								NX	NY
<b>Rabeprazole vs Roxatidine</b>									
Takeuchi 2011	10 mg vs 150 mg	w1060	Endoscopic submucosal dissection	Parallel	Sealed envelopes	Unknown	No	30	30
<b>Acute Bleeding Trials</b>									
<b>Esomeprazole vs Cimetidine</b>									
Bai 2015	192 mg vs 1440 mg	w1061	Bleeding Peptic Ulcer	Parallel	Closed list	Double	Yes	111	111
<b>Lansoprazole vs Roxatidine</b>									
Ashida 2007	60 mg vs 150 mg	w1062	UGI bleeding of any cause	Parallel	Unspecified method	Double	Yes	135	135
<b>Omeprazole vs Cimetidine</b>									
Chua 1996	40 mg vs 1200 mg	w1063	Bleeding Peptic Ulcer	Parallel	Sealed envelopes	Unknown	Yes	10	10
Chua 1996	80 mg vs 1200 mg	w1063	Bleeding Peptic Ulcer	Parallel	Sealed envelopes	Unknown	Yes	10	10
Lin 2006	80 mg vs 800 mg	w1064	Bleeding Peptic Ulcer	Parallel	Sealed envelopes	Open	Yes	66	67
Lin 2006	160 mg vs 800 mg	w1064	Bleeding Peptic Ulcer	Parallel	Sealed envelopes	Open	Yes	67	67
Lin 1998	160 mg vs 1200 mg	w1065	Bleeding Peptic Ulcer	Parallel	Sealed envelopes	Unknown	Yes	50	50
<b>Omeprazole vs Ranitidine</b>									
Fasseas 2001	40 mg vs 200 mg	w1066	Bleeding Peptic Ulcer	Parallel	Unspecified method	Single	Yes	45	47
Artal 1996	79.2 mg vs 300 mg	w1067	Bleeding Peptic Ulcer	Parallel	Unspecified method	Unknown	No	-	-
Artal 1996	79.2 mg vs 300 mg	w1067	Bleeding Peptic Ulcer	Parallel	Unspecified method	Unknown	No	-	-
Lanas 1995	80 mg vs 300 mg	w1068	Bleeding Peptic Ulcer	Parallel	Unspecified method	Open	Yes	28	23
Sheu 2002	80 mg vs 150 mg	w1069	Bleeding Peptic Ulcer	Parallel	Unspecified method	Unknown	Yes	86	89
Cardi 1997	80 mg vs 400 mg	w1070	Bleeding Peptic Ulcer	Parallel	Sealed envelopes	Double	Yes	21	24
Coraggio 1998	80 mg vs 200 mg	w1071	Bleeding Peptic Ulcer	Parallel	Unspecified method	Unknown	Yes	24	24
Artal 1996	80 mg vs 300 mg	w1067	Bleeding Peptic Ulcer	Parallel	Unspecified method	Unknown	No	-	-
Artal 1996	80 mg vs 300 mg	w1067	Bleeding Peptic Ulcer	Parallel	Unspecified method	Unknown	No	-	-
Orti 1995	96 mg vs 200 mg	w1072	Bleeding Peptic Ulcer	Parallel	Unspecified method	Open	Yes	267	252
Villanueva 1995	120 mg vs 200 mg	w1073	Bleeding Peptic Ulcer	Parallel	Sealed envelopes	Unknown	Yes	48	48
Artal 1996	120 mg vs 300 mg	w1067	Bleeding Peptic Ulcer	Parallel	Unspecified method	Unknown	No	-	-
Artal 1996	120 mg vs 300 mg	w1067	Bleeding Peptic Ulcer	Parallel	Unspecified method	Unknown	No	-	-
Labenz 1997 A	272 mg vs 530 mg	w1074	Bleeding Peptic Ulcer	Parallel	Sealed envelopes	Unknown	Yes	20	20
<b>Pantoprazole vs Ranitidine</b>									
Hsu 2004	80 mg vs 150 mg	w1075	Bleeding Peptic Ulcer	Parallel	Sealed envelopes	Unknown	Yes	52	50
van Rensburg 2009	192 mg vs 312 mg	w1076	Bleeding Peptic Ulcer	Parallel	Other method	Double	Yes	625	631
Jensen 2006	192 mg vs 150 mg	w1077	Bleeding Peptic Ulcer	Parallel	Onsite computer	Double	Yes	72	77
Gashi 2012	Unknown vs Unknown	w1078	Bleeding Peptic Ulcer	Parallel	Unspecified method	Double	No	60	62

Design: Parallel=parallel trial. Factorial=Factorial trial. 'Extension' studies are studies in which patients are randomised more than once during the trial (only the parts of the trial that involve a valid randomised comparison for this meta-analysis, labelled X1, X2 etc., are shown in this table). Data shown for crossover trials reflect only events during the first phase of the trial. The suffixes A, B, C, D are used to distinguish different trials published by the same author in the same year.

Allocation concealment: IVRS (Interactive Voice Response System); Telephone (telephone central office); Pharmacy (pharmacy coded containers administered sequentially); Onsite computer (onsite computer accessible only after entering patient details); Sealed envelopes (sequentially numbered, opaque or without further specification); Closed list (closed list of random numbers); Other (other specified method); Unspecified (stated as being 'randomised' but with no other details).

Blinding of investigators and patients: Single=single-blind; Double=double-blind; Open=open label.

Availability of data: Data available for at least one endpoint of interest in the meta-analyses.

In cases where the number randomised was not reported, the number evaluated was used instead. In addition, for crossover trials, where neither the number randomised nor the number evaluated was reported, the total number of participants divided by number of arms was used.

**Webtable 6: Details of trials involving a randomised comparison of a histamine-2 receptor antagonist (X) versus a prostaglandin analogue (Y)**

Trial name	Regimen	Ref.	Indication for treatment	Design	Allocation Concealment	Blinding of investigators and patients	Availability of data	No. of patients	
								NX	NY
<b>Prevention Trials</b>									
<i>Famotidine vs Misoprostol</i>									
Yildiz 1996	40 mg vs 400 ug	w1079	Antiplatelet therapy	Parallel	Unspecified method	Unknown	No	16	16
<i>Famotidine vs Rebamipide</i>									
FORCE	20 mg vs 300 mg	w1080	Antiplatelet therapy	Parallel	Unspecified method	Single	Yes	66	63
<i>Ranitidine vs Enprostil</i>									
Lauritsen 1987	150 mg vs 35 ug	w1081	Recently healed ulcers	Parallel	Closed list	Double	Yes	71	71
Bardhan 1989	150 mg vs 35 ug	w1082	Recently healed ulcers	Parallel	Unspecified method	Single	Yes	64	64
Heijerman 1990	300 mg vs 70 ug	w1083	Cystic fibrosis	Crossover	Unspecified method	Double	No	4	4
<i>Ranitidine vs Misoprostol</i>									
Goldin 1991	150 mg vs 400 ug	w278	Recently healed ulcers	Parallel	Closed list	Double	Yes	24	25
Raskin 1996	300 mg vs 800 ug	w1084	Arthritis, rheumatic or musculoskeletal disorders	Parallel	Unspecified method	Double	Yes	269	269
Valentini 1995	300 mg vs 400 ug	w1085	Cancer pain	Parallel	Unspecified method	Unknown	Yes	31	30
Bianchi Porro 1997	300 mg vs 600 ug	w1086	Arthritis, rheumatic or musculoskeletal disorders	Parallel	Closed list	Double	Yes	24	23
Bianchi Porro 1997	300 mg vs 400 ug	w1086	Arthritis, rheumatic or musculoskeletal disorders	Parallel	Closed list	Double	Yes	24	23
<i>Ranitidine vs Rioprostil</i>									
Rampal 1989	150 mg vs 300 ug	w1087	Recently healed ulcers	Parallel	Unspecified method	Double	No	95	95
Businger 1989 B	150 mg vs 600 ug	w1088	Recently healed ulcers	Parallel	Unspecified method	Double	Yes	110	97
<i>Roxatidine vs Misoprostol</i>									
Müller 1994 B	150 mg vs 400 ug	w653	Healthy volunteers	Parallel	Unspecified method	Single	Yes	12	12
<b>Healing Trials</b>									
<i>Cimetidine vs Enprostil</i>									
Frexinos 1989	800 mg vs 70 ug	w1089	Peptic ulcers	Parallel	Closed list	Double	Yes	39	41
Winters 1986	800 mg vs 70 ug	w1090	Peptic ulcers	Parallel	Other method	Double	Yes	181	188
Jazrawi 1988	800 mg vs 70 ug	w1091	Peptic ulcers	Parallel	Unspecified method	Double	Yes	59	61
Carling 1987	800 mg vs 70 mg	w1092	Peptic ulcers	Parallel	Unspecified method	Double	Yes	52	54
Unge 1989 A	1000 mg vs 70 ug	w1093	Peptic ulcers	Parallel	Unspecified method	Double	Yes	24	28
Villalobos 1987	1200 mg vs 70 ug	w1094	Peptic ulcers	Parallel	Closed list	Single	Yes	19	21
<i>Cimetidine vs Misoprostol</i>									
Wang 1991	800 mg vs 800 ug	w1095	Peptic ulcers	Parallel	Unspecified method	Double	Yes	106	94
Dajani 1992	800 mg vs 800 ug	w1096	Peptic ulcers	Parallel	Unspecified method	Double	Yes	106	94
Aenishänslin 1985	1200 mg vs 200 ug	w1097	Peptic ulcers	Parallel	Unspecified method	Double	Yes	39	38
Aenishänslin 1985	1200 mg vs 800 ug	w1097	Peptic ulcers	Parallel	Unspecified method	Double	Yes	39	38
Rachmilewitz 1986	1200 mg vs 200 ug	w1098	Peptic ulcers	Parallel	Closed list	Double	Yes	208	166
Rachmilewitz 1986	1200 mg vs 800 ug	w1098	Peptic ulcers	Parallel	Closed list	Double	Yes	208	208
Nicholson 1985	1200 mg vs 200 ug	w1099	Peptic ulcers	Parallel	Closed list	Double	Yes	240	228
Nicholson 1985	1200 mg vs 800 ug	w1099	Peptic ulcers	Parallel	Closed list	Double	Yes	240	235
Baccaro 1987	1200 mg vs 800 ug	w1100	Peptic ulcers	Parallel	Other method	Double	Yes	45	54
Fich 1985 B	1200 mg vs 800 ug	w1101	Peptic ulcers	Parallel	Closed list	Double	Yes	11	11
Fich 1985 B	1200 mg vs 200 ug	w1101	Peptic ulcers	Parallel	Closed list	Double	Yes	11	10
Fich 1985 A	1200 mg vs 800 ug	w1102	Peptic ulcers	Parallel	Closed list	Double	Yes	24	24
Fich 1985 A	1200 mg vs 200 ug	w1102	Peptic ulcers	Parallel	Closed list	Double	Yes	24	23
Petersen 1987	1200 mg vs 800 ug	w1103	Peptic ulcers	Parallel	Unspecified method	Double	Yes	21	22
O'Keefe 1985	1200 mg vs 200 ug	w1104	Peptic ulcers	Parallel	Unspecified method	Double	Yes	22	22
O'Keefe 1985	1200 mg vs 800 ug	w1104	Peptic ulcers	Parallel	Unspecified method	Double	Yes	22	22
<i>Cimetidine vs Rioprostil</i>									
Bianchi Porro 1989	800 mg vs 600 ug	w1105	Peptic ulcers	Parallel	Unspecified method	Double	Yes	127	130
<i>Famotidine vs Rebamipide</i>									
Nakamura 1995	40 mg vs 900 mg	w819	Peptic ulcers	Parallel	Unspecified method	Unknown	Yes	5	5

**Webtable 6 (cont.): Details of trials involving a randomised comparison of a histamine-2 receptor antagonist (X) versus prostaglandin analogue (Y)**

Trial name	Regimen	Ref.	Indication for treatment	Design	Allocation Concealment	Blinding of investigators and patients	Availability of data	No. of patients	
								NX	NY
Kim 2010	40 mg vs 300 mg	w1106	Endoscopic mucosal resection	Parallel	Unspecified method	Unknown	Yes	31	32
<b><i>Ranitidine vs Enprostil</i></b>									
Lartigue 1994	300 mg vs 70 ug	w1107	Peptic ulcers	Parallel	Unspecified method	Double	Yes	318	324
Bianchi Porro 1992 A	300 mg vs 70 ug	w1108	Peptic ulcers	Parallel	Unspecified method	Double	Yes	22	21
Bunce 1986	300 mg vs 70 ug	w1109	Peptic ulcers	Parallel	Unspecified method	Double	No	10	7
Bardhan 1988 B	300 mg vs 70 ug	w1110	Peptic ulcers	Parallel	Unspecified method	Double	Yes	155	158
Bardhan 1991	300 mg vs 70 ug	w1111	Peptic ulcers	Parallel	Unspecified method	Double	Yes	85	71
Dammann 1986 A	300 mg vs 70 ug	w1112	Peptic ulcers	Parallel	Other method	Double	Yes	46	47
Morgan 1990	300 mg vs 140 ug	w1113	Peptic ulcers	Parallel	Closed list	Double	Yes	49	47
Mackinnon 1987	300 mg vs 70 ug	w1114	Peptic ulcers	Parallel	Unspecified method	Double	Yes	75	67
Lauritsen 1986	300 mg vs 70 ug	w1115	Peptic ulcers	Parallel	Unspecified method	Double	Yes	90	90
<b><i>Ranitidine vs Misoprostol</i></b>									
Goldin 1988	300 mg vs 800 ug	w1116	Peptic ulcers	Parallel	Other method	Double	Yes	34	37
Simjee 1987	300 mg vs 800 ug	w1117	Peptic ulcers	Parallel	Unspecified method	Double	Yes	30	30
Gonvers 1987	300 mg vs 800 ug	w1118	Peptic ulcers	Parallel	Unspecified method	Double	Yes	42	45
<b><i>Ranitidine vs Rioprostil</i></b>									
Lavignolle 1989	300 mg vs 600 ug	w1119	Peptic ulcers	Parallel	Unspecified method	Double	Yes	80	76
Lauritsen 1989 A	300 mg vs 200 ug	w1120	Peptic ulcers	Parallel	Closed list	Double	Yes	30	30
Dammann 1989	300 mg vs 600 ug	w1121	Peptic ulcers	Parallel	Unspecified method	Double	Yes	107	105
Quinton 1989	300 mg vs 600 ug	w1122	Peptic ulcers	Parallel	Other method	Double	Yes	48	43
Dammann 1987 A	300 mg vs 600 ug	w1123	Peptic ulcers	Parallel	Unspecified method	Double	Yes	104	104
Coremans 1989	300 mg vs 600 ug	w1124	Peptic ulcers	Parallel	Unspecified method	Double	Yes	153	157
Businger 1989 A	300 mg vs 600 ug	w1125	Peptic ulcers	Parallel	Unspecified method	Double	Yes	119	118
Rutgeerts 1989	300 mg vs 600 ug	w1126	Peptic ulcers	Parallel	Closed list	Double	Yes	100	94

Data shown for crossover trials reflect only events during the first phase of the trial. The suffixes A, B are used to distinguish different trials published by the same author in the same year.

Allocation concealment: IVRS (Interactive Voice Response System); Telephone (telephone central office); Pharmacy (pharmacy coded containers administered sequentially); Onsite computer (onsite computer accessible only after entering patient details); Sealed envelopes (sequentially numbered, opaque or without further specification); Closed list (closed list of random numbers); Other (other specified method); Unspecified (stated as being 'randomised' but with no other details).

Blinding of investigators and patients: Single=single-blind; Double=double-blind; Open=open label.

Availability of data: Data available for at least one endpoint of interest in the meta-analyses.

In cases where the number randomised was not reported, the number evaluated was used instead. In addition, for crossover trials, where neither the number randomised nor the number evaluated was reported, the total number of participants divided by number of arms was used.



**Webtable 7: Details of trials involving a randomised comparison of combinations of gastroprotectants**

Trial name	Regimen	Ref.	Indication for treatment	Design	Allocation Concealment	Blinding of investigators and patients	Availability of data	No. of patients	
								NX	NY
<b>Prevention Trials</b>									
<i>Misoprostol + Ranitidine vs Ranitidine</i>									
Yang 1996	800 ug vs Unknown	w1127	Renal transplant	Parallel	Unspecified method	Open	Yes	25	28
<i>Rebamipide + Lansoprazole vs Lansoprazole</i>									
Yoshida 2010	900 mg vs 0	w1128	Gastro-oesophageal reflux	Parallel	Unspecified method	Open	Yes	20	21
<i>Rebamipide + Omeprazole vs Omeprazole</i>									
Mizukami 2011	300 mg vs Unknown	w1129	Healthy volunteers	Crossover	Pharmacy	Double	Yes	6	6
<b>Healing Trials</b>									
<i>Enprostil + Cimetidine vs Cimetidine</i>									
Murata 2005	50 ug vs Unknown	w1130	Peptic ulcers	Parallel	Sealed envelopes	Unknown	Yes	85	86
<i>Rebamipide + Lansoprazole vs Lansoprazole</i>									
Saita 1996	300 mg vs Unknown	w1131	Peptic ulcers	Parallel	Unspecified method	Unknown	No	33	27
<i>Rebamipide + Other PPI vs Rebamipide + Other H2RA</i>									
Jang 2012	Unknown vs Unknown	w1132	Endoscopic submucosal dissection	Parallel	Unspecified method	Unknown	No	40	37
<i>Rebamipide + Other PPI vs Other PPI</i>									
Araki 2012	300 mg vs Unknown	w1133	Endoscopic submucosal dissection	Parallel	Unspecified method	Unknown	Yes	51	49
Kobayashi 2012	300 mg vs Unknown	w1134	Endoscopic submucosal dissection	Parallel	Closed list	Unknown	Yes	85	85
Jang 2012	Unknown vs Unknown	w1132	Endoscopic submucosal dissection	Parallel	Unspecified method	Unknown	No	40	44
<b>Acute Bleeding Trials</b>									
<i>Misoprostol + Other PPI vs Other PPI</i>									
Yilmaz 2007	600 ug vs Unknown	w1135	UGI bleeding of any cause	Parallel	Unspecified method	Unknown	Yes	56	67

Design: Data shown for crossover trials reflect only events during the first phase of the trial.

Allocation concealment: IVRS (Interactive Voice Response System); Telephone (telephone central office); Pharmacy (pharmacy coded containers administered sequentially); Onsite computer (onsite computer accessible only after entering patient details); Sealed envelopes (sequentially numbered, opaque or without further specification); Closed list (closed list of random numbers); Other (other specified method); Unspecified (stated as being 'randomised' but with no other details).

Blinding of investigators and patients: Double=double-blind; Open=open label.

Availability of data: Data available for at least one endpoint of interest in the meta-analyses.

In cases where the number randomised was not reported, the number evaluated was used instead. In addition, for crossover trials, where neither the number randomised nor the number evaluated was reported, the total number of participants divided by number of arms was used.

## References for trials listed in Webtables 1-7

- w1** Metz DC et al. Clinical trial: dexlansoprazole MR, a proton pump inhibitor with dual delayed-release technology, effectively controls symptoms and prevents relapse in patients with healed erosive oesophagitis. *Aliment Pharm Therap* 2009;29(7):742-54.
- w2** Fass R et al. The effect of dexlansoprazole MR on nocturnal heartburn and GERD-related sleep disturbances in patients with symptomatic GERD. *Am J Gastroenterology* 2011;106(3):421-31.
- w3** Howden CW et al. Clinical trial: efficacy and safety of dexlansoprazole MR 60 and 90mg in healed erosive oesophagitis - maintenance of healing and symptom relief. *Aliment Pharm Therap* 2009;30(9):895-907.
- w4** Johnson DA et al. Esomeprazole once daily for 6m is effective therapy for maintaining healed erosive esophagitis and for controlling GERD symptoms: randomized, double-blind, placebo-controlled study of efficacy and safety. *Am J Gast* 2001;96(1):27-34.
- w5** Vakil N et al. The new proton pump inhibitor esomeprazole is effective as a maintenance therapy in GERD patients with healed erosive oesophagitis: a 6-month, randomized, double-blind, placebo-controlled study of efficacy and safety. *Aliment Pharm Therap* 2001;15(7):927-35.
- w6** Scheiman JM et al. Prevention of ulcers by esomeprazole in at-risk patients using non-selective NSAIDs and COX-2 inhibitors. *Am J Gastroenterol* 2006;101(4):701-10.
- w7** Yeomans N et al. Efficacy of esomeprazole (20 mg once daily) for reducing the risk of gastroduodenal ulcers associated with continuous use of low-dose aspirin. *Am J Gastroenterol* 2008;103(10):2465-73.
- w8** Hawkey C et al. Improvements with esomeprazole in patients with upper gastrointestinal symptoms taking non-steroidal anti-inflammatory drugs, including selective COX-2 inhibitors. *Am J Gastroenterol* 2005;100(5):1028-36.
- w9** Johnson DA et al. Effect of esomeprazole on nighttime heartburn and sleep quality in patients with GERD: A randomized, placebo-controlled trial. *Am J Gastroenterol* 2005;100(9):1914-22.
- w10** Hawkey CJ et al. Maintenance treatment with esomeprazole following initial relief of non-steroidal anti-inflammatory drug-associated upper gastrointestinal symptoms: the NASA2 and SPACE2 studies. *Arthritis Res Ther* 2007;9(1):17.
- w11** Katz PO et al. Esomeprazole resolves chronic heartburn in patients without erosive oesophagitis. *Aliment Pharm Therap* 2003;18(9):875-82.
- w12** Cheung CK et al. The effect of proton pump inhibitor (PPI) on plasma 5-hydroxytryptamine (5-HT) levels in patients with functional dyspepsia (FD): A double-blind randomized control trial. *Gastroenterology*. 2013;1:S679.
- w13** Hsu PI et al. Esomeprazole prevents recurrent peptic ulcers in clopidogrel users with ulcer history. *Gastroenterology* 2010;118:S20.
- w14** Yu L et al. Prevention effect of PPIs on induced gastrointestinal injury in CHD patients. *J Gastroen Hepatol*. 2013;28:13.
- w15** Tan VP et al. Treatment of non-erosive reflux disease with a proton pump inhibitor in Chinese patients: a randomized controlled trial. *Gastroenterology* 2011;46(7):906-12.
- w16** Sugano K et al. Randomised clinical trial: esomeprazole for the prevention of nonsteroidal anti-inflammatory drug-related peptic ulcers in Japanese patients. *Aliment Pharm Therap* 2012;36(2):115-25.
- w17** Hsu PI. Proton pump inhibitor prevents clinically significant upper gastrointestinal events in clopidogrel users with ulcer history. *Gastroenterology* 2012;142:S27 (114).
- w18** Sugano K et al. Multinational, double-blind, randomised, placebo-controlled, prospective study of esomeprazole in the prevention of recurrent peptic ulcer in low-dose acetylsalicylic acid users: the LAVENDER study. *Gut* 2014;63(7):1061-8.
- w19** Peura DA et al. Esomeprazole treatment of frequent heartburn: two randomized, double-blind, placebo-controlled trials. *Postgraduate Medicine* 2014;126(4):33-41.
- w20** Pilichiewicz AN et al. Symptoms and disease burden in patients with functional dyspepsia: An observational 12 month follow-up. *J Gastroen Hepatol* 2012;27:133-4.
- w21** Hsu PI et al. Esomeprazole with clopidogrel reduces peptic ulcer recurrence, compared with clopidogrel alone, in patients with atherosclerosis. *Gastroenterology* 2011;140(3):791-8.
- w22** Faruqi S et al. Chronic cough and esomeprazole: a double-blind placebo-controlled parallel study. *Respirology*. 2011;16(7):1150-6.
- w23** Scheiman JM et al. Prevention of peptic ulcers with esomeprazole in patients at risk of ulcer development treated with low-dose acetylsalicylic acid: a randomised, controlled trial (OBERON). *Heart*. 2011;97(10):797-802.
- w24** Johnson D et al. Clinical trial: esomeprazole for moderate-to-severe nighttime heartburn and gastro-oesophageal reflux disease-related sleep disturbances. *Aliment Pharm Therap* 2010;32(2):182-90.
- w25** Reimer C et al. Proton-pump inhibitor therapy induces acid-related symptoms in healthy volunteers after withdrawal of therapy. *Gastroenterology* 2009;137:80-7.
- w26** Wilder-Smith CH et al. Quantification of dental erosions in patients with GERD using optical coherence tomography before and after double-blind, randomized treatment with esomeprazole or placebo. *Am J Gastroenterol* 2009;104:2788-95.
- w27** Chan FK et al. Combination of a cyclo-oxygenase-2 inhibitor and a proton-pump inhibitor for prevention of recurrent ulcer bleeding in patients at very high risk: a double-blind, randomised trial. *Lancet* 2007;369(9573):1621-6.
- w28** Fass R et al. The effect of esomeprazole 20 mg twice daily on acoustic and perception parameters of the voice in laryngopharyngeal reflux. *Neurogastroent Motil* 2010;22(2):134-45.
- w29** Johnsson F et al. Symptom-relieving effect of esomeprazole 40mg daily in patients with heartburn. *Scand J Gastroenterol* 2003;38(4):347-53.
- w30** Van Zanten SV et al. Esomeprazole 40mg once a day in patients with functional dyspepsia: the randomized, placebo-controlled "ENTER" trial.[Erratum appears in *Am J Gastroenterol*. 2006 Sep;101(9):2171]. *Am J Gastroenterol* 2006;101(9):2096-106.
- w31** Reichel O et al. Double-blind, placebo-controlled trial with esomeprazole for symptoms and signs associated with laryngopharyngeal reflux. *Otolaryng Head Neck* 2008;139(3):414-20.
- w32** Talley NJ et al. Randomized-controlled trial of esomeprazole in functional dyspepsia patients with epigastric pain or burning: does a 1-week trial of acid suppression predict symptom response? *Aliment Pharm Therap* 2007;26(5):673-82.
- w33** Yi CH et al. The effect of acid suppression on sleep and cardiac autonomic regulation in GERD. *Hepato-Gastroenterol* 2008;55(86-87):1649-52.
- w34** Kiljander TO et al. Effect of esomeprazole 40mg once or twice daily on asthma: a randomized, placebo-controlled study. *Am J Resp Crit Care* 2010;181(10):1042-8.
- w35** Hove KD et al. Effects of 12 weeks' treatment with a proton pump inhibitor on insulin secretion, glucose metabolism and markers of cardiovascular risk in patients with type 2 diabetes: a randomised double-blind prospective placebo-controlled study. *Diabetologia* 2013;56(1):22-30.
- w36** Fernando H et al. Randomized double-blind placebo-controlled crossover study to determine the effects of esomeprazole on inhibition of platelet function by clopidogrel. *J Thromb Haemost* 2011;9(8):1582-9.
- w37** Liuzzo J et al. Prospective, randomized, placebo-controlled evaluation of esomeprazole in coronary artery disease patients. EPAC: esomeprazole prevention of atypical chest pains. *J Invasive Cardiol* 2011;23(6):222-6.
- w38** Meineche-Schmidt V et al. Randomised clinical trial: identification of responders to short-term treatment with esomeprazole for dyspepsia in primary care - a randomised, placebo-controlled study. *Aliment Pharm Therap* 2011;33(1):41-9.
- w39** Goldstein JL et al. Clinical trial: the incidence of NSAID-associated endoscopic gastric ulcers in patients treated with PN 400 (naproxen plus esomeprazole magnesium) vs. enteric-coated naproxen alone. *Aliment Pharm Therap* 2010;32(3):401-13.
- w40** Goldstein JL et al. Clinical trial: the incidence of NSAID-associated endoscopic gastric ulcers in patients treated with PN 400 (naproxen plus esomeprazole magnesium) vs. enteric-coated naproxen alone. *Aliment Pharm Therap*. 2010;32(3):401-13.
- w41** Andersson T et al. Effect of esomeprazole with/without acetylsalicylic acid, omeprazole and lansoprazole on pharmacokinetics and pharmacodynamics of clopidogrel in healthy volunteers. *Am J Cardiovasc Drugs* 2014;14(3):217-27.
- w42** Jiang QH et al. Efficacy of combined aluminum magnesium carbonate, esomeprazole and dexanit in treatment of gastroesophageal reflux disease in young or middle-aged patients with anxiety: An analysis of 60 cases. *World Chinese Journal of Digestology* 2013;21(23):2331-4. [Chinese]
- w43** Mastrorade JG et al. Efficacy of esomeprazole for treatment of poorly controlled asthma. *New Engl J Med* 2009;360(15):1487-99.
- w44** Vaezi MF et al. Treatment of chronic posterior laryngitis with esomeprazole. *Laryngoscope* 2006;116(2):254-60.
- w45** Kiljander TO et al. Effects of esomeprazole 40mg twice daily on asthma: a randomized placebo-controlled trial. *Am J Resp Crit Care* 2006;173(10):1091-7.
- w46** Dimango E et al. Effect of esomeprazole versus placebo on pulmonary exacerbations in cystic fibrosis. *BMC Pulm Med*. 2014;14:21.
- w47** Shaheen NJ et al. Randomised clinical trial: high-dose acid suppression for chronic cough - a double-blind, placebo-controlled study. *Aliment Pharm Therap* 2011;33(2):225-34.
- w48** Van Zanten SV et al. One-week acid suppression trial in uninvestigated dyspepsia patients with epigastric pain or burning to predict response to 8 weeks' treatment with esomeprazole: A randomized, placebo-controlled study. *Aliment Pharm Therap* 2007; 26:665-72.
- w49** Byun M et al. Efficacy of proton pump inhibitor for chronic cough caused by gastroesophageal reflux: Preliminary results of a double-blind, placebo-controlled, randomized clinical trial. *American Journal of Respiratory and Critical Care Medicine Conference: American Thoracic Society International Conference, ATS 2015*;191.
- w50** Peura DA et al. Clinical trial: Lansoprazole 15 or 30 mg once daily vs. Placebo for treatment of frequent nighttime heartburn in self-treating subjects. *Aliment Pharm Therap* 2009;30(5):459-68.
- w51** Graham DY et al. Ulcer prevention in long-term users of nonsteroidal anti-inflammatory drugs: results of a double-blind, randomized, multicenter, active- and placebo-controlled study of misoprostol vs lansoprazole. *Arch Intern Med* 2002;162(2):169-75.
- w52** Wong WM et al. Double blind, randomised, placebo controlled study of four weeks of lansoprazole for the treatment of functional dyspepsia in Chinese patients. *Gut* 2002;51(4):502-6.
- w53** Hongo M et al. Efficacy and safety of lansoprazole (AG-1749) 15 mg and 30 mg in Japanese patients with non-erosive reflux disease (NERD): A phase III multicenter, double-blind, placebo-controlled trial. *Jpn Pharmacol & Ther* 2008;36:655-71. [Japanese]
- w54** Kushner PR et al. Lansoprazole 15 mg once daily for 14 days is effective for treatment of frequent heartburn: results of 2 randomized, placebo-controlled, double-blind studies. *Postgrad Med* 2009;121(4):67-75.
- w55** Peura DA et al. Lansoprazole in the treatment of functional dyspepsia: Two double-blind, randomized, placebo-controlled trials. *Am J Med* 2004;116(11):740-8.
- w56** Sasaki T et al. A randomized, single-blind study of lansoprazole for the prevention of exacerbations of chronic obstructive pulmonary disease in older patients. *J Am Geriatr Soc* 2009;57(8):1453-7.

## References for trials listed in Webtables 1-7

- w57** Kovacs TOG et al. Double-blind comparison of lansoprazole 15 mg, lansoprazole 30 mg and placebo as maintenance therapy in patients with healed duodenal ulcers resistant to H2- receptor agonists. *Aliment Pharm Therap* 1999;13(7): 959-967.
- w58** Muller P et al. Studies on the protective effect of lansoprazole on human gastric mucosa against low-dose acetylsalicylic acid. An endoscopic controlled double-blind study. *Arzneimittel-Forsch* 1997;47(6):758-60. [German]
- w59** Earnest DL et al. A placebo-controlled dose-ranging study of lansoprazole in the management of reflux esophagitis. *Am J Gastroenterol* 1998;93(2):238-43.
- w60** Castell DO et al. Efficacy and safety of lansoprazole in the treatment of erosive reflux esophagitis. *The Lansoprazole Group. Am J Gastroenterol* 1996;91(9):1749-57.
- w61** Lanza F et al. Prevention of duodenal ulcer recurrence with 15mg lansoprazole: a double-blind placebo-controlled study. *The Lansoprazole Study Group. Digest Dis Sci* 1997;42(12):2529-36.
- w62** Kovacs TO et al. Double-blind comparison of lansoprazole 15mg, lansoprazole 30mg, and placebo in the maintenance of healed gastric ulcer. *Digest Dis Sci* 1998;43(4):779-85.
- w63** Sontag SJ et al. Lansoprazole prevents recurrence of erosive reflux esophagitis previously resistant to H2-RA therapy. *The Lansoprazole Maintenance Study Group. Am J Gastroenterol* 1996;91(9):1758-65.
- w64** Robinson M et al. Effective maintenance treatment of reflux esophagitis with low-dose lansoprazole. A randomized, double-blind, placebo-controlled trial. *Ann Intern Med* 1996;124(10):859-67.
- w65** Richter JE et al. Lansoprazole in the treatment of heartburn in patients without erosive oesophagitis. *Aliment Pharm Therap* 1999;13(6):795-804.
- w66** Russo A et al. Bedtime administration of lansoprazole does not modify its greater efficacy vs ranitidine in the acute and long-term treatment of duodenal ulcer. Results from a multicentre, randomised, double blind clinical trial. *Ital J Gastroenterol Hepatol* 1997;29(4):312-9.
- w67** Richter JE et al. Lansoprazole compared with ranitidine for the treatment of nonerosive gastroesophageal reflux disease. *Arch Intern Med* 2000;160(12):1803-9.
- w68** Suzuki H et al. Effect of lansoprazole on the Epigastric symptoms of functional dyspepsia (ELF study): A multicentre, prospective, randomized, double-blind, placebo-controlled clinical trial. *United European Gastroenterology Journal* 2013;1(6):445-52.
- w69** Petite JP et al. The effects of lansoprazole on the function of the lower esophagus function and esophageal motility in man. *Med Chir Dig* 1991;20(1):58-60. [French]
- w70** Bell N et al. Duration of effect of lansoprazole on gastric pH and acid secretion in normal male volunteers. *Aliment Pharm Therap* 2001;15(1):105-13.
- w71** Brummer RJ et al. Initial and chronic gastric acid inhibition by lansoprazole and omeprazole in relation to meal administration. *Digest Dis Sci* 1997;42(10):2132-7.
- w72** Dumper J et al. Lansoprazole in globus pharyngeus: double-blind, randomized, placebo-controlled trial. *J Otolaryngol-Head N* 2008;37(5):657-63.
- w73** Gaetani M et al. Chronic oral administration of lansoprazole does not affect the hypothalamic pituitary gonadal axis in healthy young men. *Eur J Gastroen Hepat* 1995;7(3):211-3.
- w74** Jang JY et al. Randomized prospective trial of the effect of induced hypergastrinemia on the prevention of pancreatic atrophy after pancreatoduodenectomy in humans. *Ann Surg* 2003;237(4):522-9.
- w75** Lai KC et al. Lansoprazole reduces ulcer relapse after eradication of *Helicobacter pylori* in nonsteroidal anti-inflammatory drug users—a randomized trial. *Aliment Pharm Therap* 2003;18(8):829-36.
- w76** Pakozdi A et al. Does long term therapy with lansoprazole slow progression of oesophageal involvement in systemic sclerosis? *Clin Exp Rheumatol* 2009;27(3)(Suppl.):8.
- w77** Xia HH et al. Symptomatic response to lansoprazole predicts abnormal acid reflux in endoscopy-negative patients with non-cardiac chest pain. *Aliment Pharm Therap* 2003;17(3):369-77.
- w78** Leung WK et al. Initial treatment with lansoprazole in young dyspeptic patients with negative urea breath test result: a randomized controlled trial with 12-month follow-up. *Am J Gastroenterol* 2007;102(7):1483-8.
- w79** Lai KC et al. Lansoprazole for the prevention of recurrences of ulcer complications from long-term low-dose aspirin use. *N Engl J Med* 2002;346(26):2033-8.
- w80** Collet JP et al. Prasugrel but not high dose clopidogrel overcomes the lansoprazole neutralizing effect of P2Y12 inhibition: Results of the randomized DOSAPI study. *Eur J Clin Pharmacol* 2014;70(9):1049-1057.
- w81** Talwar V et al. Clinical trial: chest pain caused by presumed gastro-oesophageal reflux in coronary artery disease - controlled study of lansoprazole vs. placebo. *Alimentary Pharmacology & Therapeutics* 2010;32(2):191-9.
- w82** Zhang J R et al. Efficacy of clopidogrel and clinical outcome when clopidogrel is coadministered with atorvastatin and lansoprazole: A prospective, randomized, controlled trial. *Medicine (United States)* 2015 ;94(50).
- w83** Feng Y et al. Efficacy of lansoprazole combined with conventional treatment in relieving gastrointestinal symptoms in patients with anxiety. *World Chinese J Digestology* 2014;22(26):4012-6. [Chinese]
- w84** Fletcher J et al. BMI is superior to symptoms in predicting response to proton pump inhibitor: randomised trial in patients with upper gastrointestinal symptoms and normal endoscopy. *Gut* 2011;60(4):442-8.
- w85** Jones GR et al. BMI is superior to symptom characteristics or esophageal pH metry in predicting response to PPI therapy in patients with normal endoscopy. *Gastroenterology* 2010;(1):S562.
- w86** Adamopoulos AB et al. Do proton pump inhibitors attenuate the effect of aspirin on platelet aggregation? A randomized crossover study. *J Cardiovasc Pharm* 2009;54(2):163-8.
- w87** Littner MR et al. Effects of 24 weeks of lansoprazole therapy on asthma symptoms, exacerbations, quality of life, and pulmonary function in adult asthmatic patients with acid reflux symptoms. *Chest* 2005;128(3):1128-35.
- w88** Havas T. Posterior pharyngolaryngitis. Double-blind randomised placebo-controlled trial of proton pump inhibitor therapy. *Aust J Otolaryngology* 1999;3(3):243-6.
- w89** El-Serag HB et al. Lansoprazole treatment of patients with chronic idiopathic laryngitis: A placebo-controlled trial. *Am J Gastroenterol* 2001;96(4):979-83.
- w90** Borjesson M et al. Nutcracker oesophagus: a double-blind, placebo-controlled, cross-over study of the effects of lansoprazole. *Aliment Pharm Therap* 2003;18(11-12):1129-35.
- w91** Fuchs W et al. Lansoprazole does not affect the bioavailability of oral contraceptives. *Brit J Clin Pharmacol* 1994;38(4):376-80.
- w92** Meikle AW et al. Effect of lansoprazole on male hormone function. *Drug Invest* 1994;8(4):191-202.
- w93** Vaezi MF et al. Proton pump inhibitor therapy improves symptoms in postnasal drainage. *Gastroenterology* 2010;139(6):1887-93.e1; e11.
- w94** Takahiko S et al. The proton pump inhibitor, lansoprazole, reduces frequency of exacerbations in patients with chronic obstructive pulmonary disease. *Chest Conference: Chest.* 2011;140.
- w95** Takebayashi K et al. Effect of combination therapy with alogliptin and lansoprazole on glycemic control in patients with type 2 diabetes. *Endocr J* 2014;61(10):1031-9.
- w96** Inukai T et al. Effect of combination therapy with alogliptin and lansoprazole on glycemic control in patients with type 2 diabetes. *Diabetes* 2015;64:A657.
- w97** Farup PG et al. Patients with functional dyspepsia responding to omeprazole have a characteristic gastro-oesophageal reflux pattern. *Scand J Gastroentero* 1999;34(6):575-9.
- w98** K D Bardhan Erosive Oesophagitis: outcome of repeated long term maintenance treatment with low dose omeprazole 10 mg or placebo. *Gut* 1998;43:458-64.
- w99** Talley NJ et al. Efficacy of omeprazole in functional dyspepsia: double-blind, randomized, placebo-controlled trials (the Bond and Opera studies). *Aliment Pharm Therap* 1998;12(11):1055-65.
- w100** Lauritsen K et al. Omeprazole 20 mg three days a week and 10 mg daily in prevention of duodenal ulcer relapse: Double-blind comparative trial. *Gastroenterology* 1991;100(3):663-9.
- w101** Carlsson R et al. Gastro-oesophageal reflux disease in primary care: an international study of different treatment strategies with omeprazole. *International GORD Study Group. Eur J Gastroen Hepat* 1998;10(2):119-24.
- w102** Bate CM et al. Omeprazole 10mg or 20mg once daily in the prevention of recurrence of reflux oesophagitis. *Solo Investigator Group. Gut* 1995;36(4):492-8.
- w103** Allgood LD et al. Comparison of Prilosec OTC (omeprazole magnesium 20.6 mg) to placebo for 14 days in the treatment of frequent heartburn. *J Clin Pharm Ther* 2005;30(2):105-12.
- w104** Blum AL et al. Short course acid suppressive treatment for patients with functional dyspepsia: results depend on *Helicobacter pylori* status. *The Frosch Study Group. Gut* 2000;47(4):473-80.
- w105** Richter JE et al. Efficacy of omeprazole for the treatment of symptomatic acid reflux disease without esophagitis. *Arch Intern Med* 2000;160(12):1810-6.
- w106** Venables TL et al. Maintenance treatment for gastro-oesophageal reflux disease: A placebo-controlled evaluation of 10 milligrams omeprazole once daily in general practice. *Scand J Gastroentero* 1997;32(7):627-32.
- w107** Laursen LS et al. Omeprazole in the long-term treatment of gastro-oesophageal reflux disease. A double-blind randomized dose-finding study. *Scand J Gastroentero* 1995;30(9):839-46.
- w108** Lind T et al. Heartburn without oesophagitis: efficacy of omeprazole therapy and features determining therapeutic response. *Scand J Gastroentero* 1997;32(10):974-9.
- w109** Uemura N et al. Efficacy and safety of omeprazole in Japanese patients with nonerosive reflux disease. *J Gastroenterol* 2008;43(9):670-8.
- w110** Cullen D et al. Primary gastroduodenal prophylaxis with omeprazole for non-steroidal anti-inflammatory drug users. *Aliment Pharm Therap* 1998;12:135-40.
- w111** Ekström P et al. Prevention of peptic ulcer and dyspeptic symptoms with omeprazole in patients receiving continuous non-steroidal anti-inflammatory drug therapy. A nordic multicentre study. *Scand J Gastroentero* 1996;31(8):753-8.
- w112** Bianchi Porro G et al. Prevention of gastroduodenal damage with omeprazole in patients receiving continuous NSAIDs treatment. A double blind placebo controlled study. *Ital J Gastroenterol* 1998;30(1):43-7.
- w113** Hawkey CJ et al. Omeprazole compared with misoprostol for ulcers associated with nonsteroidal anti-inflammatory drugs. Omeprazole versus Misoprostol for NSAID-induced Ulcer Management (OMNIUM) Study Group. *New Engl J Med* 1998;338(11):727-34.
- w114** Brun J et al. High dose proton pump inhibitor response as an initial strategy for a clinical diagnosis of gastro-oesophageal reflux disease (GERD). *Fam Pract* 2000;17(5):401-4.
- w115** Sgouros SN et al. Long-term acid suppressive therapy may prevent the relapse of lower esophageal (Schatzki's) rings: A prospective, randomized, placebo-controlled study. *Am J Gastroenterol* 2005;100(9):1929-34.

## References for trials listed in Webtables 1-7

- w116** Meineche-Schmidt V. Empiric treatment with high and standard dose of omeprazole in general practice: Two-week randomized placebo-controlled trial and 12-month follow-up of health-care consumption. *Am J Gastroenterol* 2004;99(6):1050-8.
- w117** Velthuis van ZS et al. Adding once-daily omeprazole 20 mg to metronidazole/amoxicillin treatment for *Helicobacter pylori* gastritis: A randomized, double-blind trial showing the importance of metronidazole resistance. *Am J Gastroenterol* 1998;93(1):5-10.
- w118** Bhatt DL et al. Clopidogrel with or without omeprazole in coronary artery disease. *N Engl J Med* 2010;363:1909-17.
- w119** Ishizaki T et al. Comparison of the interaction potential of a new proton pump inhibitor, E3810, versus omeprazole with diazepam in extensive and poor metabolizers of S-mephenytoin 4'-hydroxylation. *Clin Pharmacol Ther* 1995;58(2):155-64.
- w120** Marzio L et al. Short- and long-term omeprazole for the treatment and prevention of duodenal ulcer, and effect on *Helicobacter pylori*. *Am J Gastroenterol* 1995;90(12):2172-6.
- w121** Hetzel DJ et al. Healing and relapse of severe peptic esophagitis after treatment with omeprazole. *Gastroenterology* 1988;95(4):903-12.
- w122** Goh KL et al. Prevention of duodenal ulcer relapse with omeprazole 20 mg daily: a randomized double-blind, placebo-controlled study. *J Gastroen Hepatol* 1995;10(1):92-7.
- w123** Ford GA et al. Omeprazole in the treatment of asthmatics with nocturnal symptoms and gastro-oesophageal reflux: a placebo-controlled cross-over study. *Postgrad Med J* 1994;70(823):350-4.
- w124** Blohme I et al. A study of the interaction between omeprazole and cyclosporine in renal transplant patients. *Brit J Clin Pharmacol* 1993;35(2):156-60.
- w125** Guslandi M et al. Omeprazole-induced changes in gastric mucus secretion. *Method Find Exp Clin* 1992;14(3):219-23.
- w126** Garg PK et al. Role of omeprazole in prevention and treatment of postendoscopic variceal sclerotherapy esophageal complications. Double-blind randomized study. *Digest Dis Sci* 1995;40(7):1569-74.
- w127** Gerson LB et al. A prospective study of oesophageal 24-h ambulatory pH monitoring in patients with functional dyspepsia. *Digest Liver Dis* 2005;37(2):87-91.
- w128** Hatlebakk JG et al. Heartburn treatment in primary care: randomised, double blind study for 8 weeks. *Brit Med J* 1999;319(7209):550-3.
- w129** Suttin T et al. Stereoselective interaction of omeprazole with warfarin in healthy men. *Ther Drug Monit* 1989;11(2):176-84.
- w130** Unge P et al. A study of the interaction of omeprazole and warfarin in anticoagulated patients. *Brit J Clin Pharmacol* 1992;34(6):509-12.
- w131** Sartori S et al. Randomized trial of omeprazole or ranitidine versus placebo in the prevention of chemotherapy-induced gastroduodenal injury. *J Clin Oncol* 2000;18(3):463-7.
- w132** Sontag SJ et al. Two doses of omeprazole versus placebo in symptomatic erosive esophagitis: the U.S. Multicenter Study. *Gastroenterology* 1992;102(1):109-18.
- w133** Simon B et al. Protective effects of omeprazole against low-dose acetylsalicylic acid. An endoscopic controlled double blind study in healthy volunteers. *Arzneimittel-Forschung/Drug Research* 1995;45(6):701-3. [German].
- w134** Sontag SJ et al. Daily omeprazole surpasses intermittent dosing in preventing relapse of esophagitis: a US multi-centre double-blind study. *Aliment Pharm Therap* 1997;11(2):373-80.
- w135** Howard JM et al. Macroscopic healing of esophagitis does not improve esophageal motility. *Digest Dis Sci* 1994;39(3):648-54.
- w136** Rokkas T et al. Effectiveness of acid suppression in preventing gastroesophageal reflux disease (GERD) after successful treatment of *Helicobacter pylori* infection. *Digest Dis Sci* 2001;46(7):1567-72.
- w137** Bate CM et al. Reflux symptom relief with omeprazole in patients without unequivocal esophagitis. *Aliment Pharm Therap* 1996;10(4):547-55.
- w138** Heijerman HG et al. Improvement of fecal fat excretion after addition of omeprazole to pancrease in cystic fibrosis is related to residual exocrine function of the pancreas. *Digest Dis Sci* 1993;38(1):1-6.
- w139** Levin TR et al. Omeprazole improves peak expiratory flow rate and quality of life in asthmatics with gastroesophageal reflux. *Am J Gastroenterol* 1998;93(7):1060-3.
- w140** Meineche-Schmidt V et al. Anti-secretory therapy in 1017 patients with ulcerlike or refluxlike dyspepsia in general practice. *Eur J of General Practice* 1997;3:125-30.
- w141** Houben GMP et al. Twenty-four hour intragastric acidity: 300mg ranitidine b.d., 20mg omeprazole o.m., 40mg omeprazole o.m. vs. placebo. *Aliment Pharmacol Ther* 1995;9:649-54.
- w142** Ostovaneh MR et al. Comparing omeprazole with fluoxetine for treatment of patients with heartburn and normal endoscopy who failed once daily proton pump inhibitors: double-blind placebo-controlled trial. *Neurogastroenterology & Motility*. 2014;26(5):670-8.
- w143** Aimi M et al. Effects of omeprazole on sleep disturbance: Randomized multicenter double-blind placebo-controlled trial. *Clinical and Translational Gastroenterology* 2014;5 (6):(e57).
- w144** Stephenson KA and Fagan JJ. Effect of perioperative proton pump inhibitors on the incidence of pharyngocutaneous fistula after total laryngectomy: a prospective randomized controlled trial. *Head Neck*. 2015;37(2):255-9.
- w145** Ren Y H et al. 2011 Omeprazole affects clopidogrel efficacy but not ischemic events in patients with acute coronary syndrome undergoing elective percutaneous coronary intervention. *Chinese Medical Journal* 124(6):856-861.
- w146** Dammann HG et al. Intra-gastric acidity under 28-day omeprazole treatment. *Hepato-Gastroenterol* 1985;32(4):191-4.
- w147** Maev IV et al. Clinico-functional evaluation of the efficacy of treating gastroesophageal reflux disease combined with bronchial asthma with omeprazole. *Terapevt Arkh* 2002;74(8):55-7. [Russian]
- w148** Bolling-Sternevald E et al. Effect of profound acid suppression in functional dyspepsia: A double-blind, randomized, placebo-controlled trial. *Scand J Gastroenterol* 2002;37(12):1395-402.
- w149** Laine L et al. US double-blind, controlled trials of omeprazole and amoxicillin for treatment of *Helicobacter pylori*. *Aliment Pharm Therap* 1998;12(4):377-82.
- w150** Rabeneck L et al. A double blind, randomized, placebo-controlled trial of proton pump inhibitor therapy in patients with uninvestigated dyspepsia. *Am J Gastroenterol* 2002;97(12):3045-51.
- w151** Kiljander TO et al. Gastroesophageal reflux in asthmatics: A double-blind, placebo- controlled crossover study with omeprazole. *Chest* 1999;116(5):1257-64.
- w152** Scheiman JM et al. Omeprazole ameliorates aspirin-induced gastroduodenal injury. *Digest Dis Sci* 1994;39(1):97-103.
- w153** Achem SR et al. Effects of omeprazole versus placebo in treatment of noncardiac chest pain and gastroesophageal reflux. *Digest Dis Sci* 1997;42(10):2138-45.
- w154** Caraco Y et al. Interethnic difference in omeprazole's inhibition of diazepam metabolism. *Clin Pharmacol Ther* 1995;58(1):62-72.
- w155** Bortolotti M et al. Obstructive sleep apnoea is improved by a prolonged treatment of gastroesophageal reflux with omeprazole. *Digest Liver Dis* 2006;38(2):78-81.
- w156** Dorta G et al. The effects of omeprazole on healing and appearance of small gastric and duodenal lesions during dosing with diclofenac in healthy subjects. *Aliment Pharm Therap* 2000;14(5):535-41.
- w157** Kiljander TO et al. Chronic cough and gastro-oesophageal reflux: a double-blind placebo-controlled study with omeprazole. *Eur Respir J* 2000;16(4):633-8.
- w158** Fallahi GH et al. The effect of omeprazole on asthmatic adolescents with gastroesophageal reflux disease. [Erratum appears in *Allergy Asthma Proc*. 2008 Nov-Dec;29(6):675]. *Allergy Asthma Proc* 2008;29(5):517-20.
- w159** Meier JH et al. Does omeprazole (Prilosec) improve respiratory function in asthmatics with gastroesophageal reflux? A double-blind, placebo-controlled crossover study. *Digest Dis Sci* 1994;39(10):2127-33.
- w160** Sharma B et al. Acid secretory capacity and plasma gastrin concentration after administration of omeprazole to normal subjects. *Aliment Pharm Therap* 1987;1(1):67-76.
- w161** Teichtahl H et al. Adult asthma and gastro-oesophageal reflux: the effects of omeprazole therapy on asthma. *Aust NZ J Med* 1996;26(5):671-6.
- w162** Rabeneck L et al. SODA (severity of dyspepsia assessment): a new effective outcome measure for dyspepsia-related health. *J Clin Epidemiol* 2001;54(8):755-65.
- w163** Unge P et al. Does omeprazole improve antimicrobial therapy directed towards gastric *Campylobacter pylori* in patients with antral gastritis? A pilot study. *Scand J Gastroenterol* 1989;167(Suppl.):49-54.
- w164** Watson RG et al. Double blind cross-over placebo controlled study of omeprazole in the treatment of patients with reflux symptoms and physiological levels of acid reflux-the "sensitive oesophagus". *Gut* 1997;40(5):587-90.
- w165** Serfaty-Lacrosniere C et al. Hypochlorhydria from short-term Omeprazole treatment does not inhibit intestinal absorption of calcium, phosphorous, magnesium or zinc from food in humans. *J Am Coll Nutr* 1995;14(4):364-8.
- w166** Budzynski J et al. The effect of double dose of omeprazole on the course of angina pectoris and treadmill stress test in patients with coronary artery disease - A randomised, double-blind, placebo controlled, crossover trial. *Int J Cardiol* 2008;127(2):233-9.
- w167** Chen YQ et al. Efficacy of Jiangni Decoction in treatment of recurrent reflux esophagitis. *World Chinese J Digestol* 2013;21(21):2076-80. [Chinese]
- w168** Emami M et al. Efficacy of omeprazole on cough, Pulmonary function and quality of life of patients with sulfur mustard lung injury: A placebo-control, Cross-over clinical trial study. *Journal of Research in Medical Sciences* 2014;19(11):1027-33.
- w169** Poh CH et al. The effect of antireflux treatment on patients with gastroesophageal reflux disease undergoing a mental arithmetic stressor. *Neurogastroent Motil* 2011;23(11):e489-96.
- w170** Whellan DJ et al. PA32540 (a coordinated-delivery tablet of enteric-coated aspirin 325 mg and immediate-release omeprazole 40 mg) versus enteric-coated aspirin 325 mg alone in subjects at risk for aspirin-associated gastric ulcers: results of two 6-month, phase 3 studies. *Am Heart J* 2014;168(4):495-502.e4.
- w171** Goldstein JL et al. Prevalence of gastric ulcers in aspirin users and does the presence of erosions foreshadow ulcer development. *Gastroenterology* 2013;1(1):S565.
- w172** Cai J et al. 2010 Impact of different proton pump inhibitors on the antiplatelet activity of clopidogrel in combination with aspirin for patients undergoing coronary stent implantation. *Zhongguo Ying Yong Sheng Li Xue Za Zhi= Chinese J Applied Physiol* 26(3):266-9. [Chinese]
- w173** Boeree MJ et al. No effects of high-dose omeprazole in patients with severe airway hyperresponsiveness and (asymptomatic) gastro-oesophageal reflux. *Eur Respir J* 1998;11(5):1070-4.
- w174** Noordzij JP et al. Evaluation of omeprazole in the treatment of reflux laryngitis: a prospective, placebo-controlled, randomized, double-blind study. *Laryngoscope* 2001;111(12):2147-51.
- w175** Pandak WM et al. Short course of omeprazole: a better first diagnostic approach to noncardiac chest pain than endoscopy, manometry, or 24-hour esophageal pH monitoring. *J Clin Gastroenterol* 2002;35(4):307-14.

## References for trials listed in Webtables 1-7

- w176** Ours TM et al. A prospective evaluation of esophageal testing and a double-blind, randomized study of omeprazole in a diagnostic and therapeutic algorithm for chronic cough. *Am J Gastroenterol* 1999;94(11):3131-8.
- w177** Freedberg DE et al. Proton pump inhibitors alter specific taxa in the human fecal microbiome: Results of a crossover trial. *Gastroenterology* 2015;(1):S619.
- w178** Dabirmoghdam P et al. The efficacy of n-acetyl cysteine in reflux laryngitis. *Otolaryngology - Head and Neck Surgery (United States)*. 2012;147:77.
- w179** Richter JE et al. Oral pantoprazole for erosive esophagitis: A placebo-controlled, randomized clinical trial. *Am J Gastroenterol* 2000;95(11):3071-80.
- w180** Pilotto A et al. Short and long-term therapy for reflux oesophagitis in the elderly: A multi-centre, placebo-controlled study with pantoprazole. *Aliment Pharm Therap* 2003;17(11):1399-406.
- w181** Van Rensberg et al. Efficacy and safety of pantoprazole 20mg once daily treatment in patients with ulcer-like functional dyspepsia. *Curr Med Res Opin* 2008;24(7):2009-18.
- w182** Holtmann G et al. Improvement of non-steroidal anti-inflammatory drug-induced gastrointestinal symptoms during proton pump inhibitor treatment: are G-protein β3 subunit genotype, *Helicobacter pylori* status, and environmental factors response modifiers? *Digestion* 2011;84(4):289-98.
- w183** van der Velden AW et al. Pharmacological dependency in chronic treatment of gastroesophageal reflux disease: a randomized controlled clinical trial. *Digestion* 2010;81(1):43-52.
- w184** Bianchi Porro G et al. Efficacy of pantoprazole in the prevention of peptic ulcers, induced by non-steroidal anti-inflammatory drugs: A prospective, placebo-controlled, double-blind, parallel-group study. *Digest Liver Dis* 2000;32(3):201-8.
- w185** Dammann HG et al. Effects of pantoprazole on endocrine function in healthy male volunteers. *Aliment Pharm Therap* 1994;8(5):549-54.
- w186** Dos Santos LH et al. Evaluation of pantoprazol treatment response of patients with asthma and gastroesophageal reflux: a randomized prospective double-blind placebo-controlled study. *Jornal Brasileiro De Pneumologia E Tisiologia* 2006;33(2):119-27. [Brazilian].
- w187** Dabos KJ et al. The effect of mastic gum on *Helicobacter pylori*: a randomized pilot study. *Phytomedicine* 2010;17(3-4):296-9.
- w188** Wo JM et al. Double-blind, placebo-controlled trial with single-dose pantoprazole for laryngopharyngeal reflux. *Am J Gastroenterol* 2006;101(9):1972-8.
- w189** Schwartz MP et al. Effect of inhibition of gastric acid secretion on antropyloroduodenal motor activity and duodenal acid hypersensitivity in functional dyspepsia. *Aliment Pharm Therap* 2001;15(12):1921-8.
- w190** Muller P et al. The action of the proton pump inhibitor pantoprazol against acetylsalicylic acid-induced gastroduodenopathy in comparison to ranitidine. An endoscopic controlled, double blind comparison. *Arzneimittel-Forschung* 1998;48(5):482-5. [German]
- w191** Suurna MV et al. Randomized placebo-controlled trial of pantoprazole for daytime sleepiness in GERD and obstructive sleep disordered breathing. *Otolaryngol Head Neck Surg* 2008;139(2):286-90.
- w192** Cervelli MJ, Shaman A, Meade A, Carroll R, McDonald SP. Effect of gastric acid suppression with pantoprazole on the efficacy of calcium carbonate as a phosphate binder in haemodialysis patients. *Nephrology* 2012;17(5):458-65.
- w193** Niklasson A, Lindstrom L, Simren M, Lindberg G, Bjornsson E. Dyspeptic symptom development after discontinuation of a proton pump inhibitor: a double-blind placebo-controlled trial. *American Journal of Gastroenterology* 2010;105(7):1531-7.
- w194** Baysal B et al. Effect of pantoprazole and *Helicobacter pylori* therapy on uninvestigated dyspeptic patients. *Turkish Journal of Gastroenterology* 2015;26(1):6-14.
- w195** Gonzalez-Ortiz M et al. Effect of pantoprazole on insulin secretion in drug-naïve patients with type 2 diabetes. *Diabetes Res Clin Pract.* 2015;108(1):e11-3.
- w196** Lai B et al. Effect of gastric acid suppression with pantoprazole on the efficacy of sevelamer hydrochloride as a phosphate binder in haemodialysis patients: a pilot study. *Nephrology* 2012;17(4):402-6.
- w197** Yu L W et al. Wang 2013 Mechanism and preventive effect of teprenone on dual anti-platelet drugs in CVD patients. *Journal of Gastroenterology and Hepatology* 28:317-318.
- w198** Yang ZY. Efficacy and safety of pantoprazole sodium entericcoated tablets combined with mosapride in treatment of functional dyspepsia. *World Chinese Journal of Digestology* 2014;22(29):4514-8. [Chinese]
- w199** Zhao J H et al. Lu 2015 Pantoprazole for prevention and treatment of gastrointestinal bleeding in elderly patients after percutaneous coronary intervention. [Chinese]. *World Chinese Journal of Digestology* 23(13):2111-2115.
- w200** Eherer AJ et al. Effect of pantoprazole on the course of reflux-associated laryngitis: A placebo-controlled double-blind crossover study. *Scand J Gastroentero* 2003;38(5):462-7.
- w201** Singh PK et al. Pantoprazole improves glycemic control in type 2 diabetes: a randomized, double-blind, placebo-controlled trial. *J Clin Endocrinol Metab* 2012;97(11):E2105-8.
- w202** Kinoshita Y et al. Japan Rabeprazole Study Group for NERD. Randomised clinical trial: a multicentre, double-blind, placebo-controlled study on the efficacy and safety of rabeprazole 5 mg or 10 mg once daily in patients with non-erosive reflux disease. *Aliment Pharm & Therap* 2011;33(2):213-24.
- w203** Caos A et al. Long-term prevention of erosive or ulcerative gastro-oesophageal reflux disease relapse with rabeprazole 10 or 20mg vs. Placebo: results of a 5-year study in the United States. *Aliment Pharm Therap* 2005;22(3):193-202.
- w204** Caos A et al. Rabeprazole for the prevention of pathologic and symptomatic relapse of erosive or ulcerative gastroesophageal reflux disease. *Rabeprazole Study Group. Am J Gastroenterol* 2000;95(11):3081-8.
- w205** Cloud ML et al. Rabeprazole in treatment of acid peptic diseases: results of three placebo-controlled dose-response clinical trials in duodenal ulcer, gastric ulcer, and gastroesophageal reflux disease (GERD). *The Rabeprazole Study Group. Digest Dis Sci* 1998;43(5):993-1000.
- w206** Birbara C et al. Rabeprazole for the prevention of recurrent erosive or ulcerative gastro-oesophageal reflux disease. *Rabeprazole Study Group. Eur J Gastroen Hepat* 2000;12(8):889-97.
- w207** Miner P, Jr. et al. Rabeprazole in nonerosive gastroesophageal reflux disease: a randomized placebo-controlled trial. *Am J Gastroenterol* 2006;97(6):1332-9.
- w208** Tominaga K, et al. Differences of influencing factors of PPI and placebo responder in functional dyspepsia: Clinical advantage of effect on suppression of acid with rabeprazole in functional dyspepsia (the CAESAR study). *Gastroenterology* 2011;1):S884.
- w209** Tanaka M et al. The therapeutic effectiveness of the coadministration of weekly risedronate and proton pump inhibitor in osteoporosis treatment. *J Osteoporosis* 2014;2014:607145.
- w210** Munesue M et al. Rabeprazole improves symptoms of patients with functional dyspepsia: Multicenter, double-blind, randomized, placebo-controlled clinical trial; samurai study. *Gastroenterology* 2012;1):S171.
- w211** Hidaka H et al. Long-term administration of PPI reduces treatment failures after esophageal variceal band ligation. *Gastroenterological Endoscopy* 2012;54:834.
- w212** Itoh S et al. The effects of risedronate administered in combination with a proton pump inhibitor for the treatment of osteoporosis. *J Bone Miner Metab* 2013;31(2):206-11.
- w213** Iwakiri R et al. Randomised clinical trial: rabeprazole improves symptoms in patients with functional dyspepsia in Japan. *Aliment Pharm Therap* 2013;38(7):729-40.
- w214** Chen H et al. Rabeprazole combined with hydroalcalite is effective for patients with bile reflux gastritis after cholecystectomy. *Can J Gastroenterol* 2010;24(3):197-201.
- w215** Dammann HG et al. The effects of oral rabeprazole on endocrine and gastric secretory function in healthy volunteers. *Aliment Pharm Therap* 1999;13(9):1195-203.
- w216** Laheij RJ et al. Proton-pump inhibitor therapy for acetylsalicylic acid associated upper gastrointestinal symptoms: a randomized placebo-controlled trial. *Aliment Pharm Therap* 2003;18(1):109-15.
- w217** van Rossum LG et al. Health-related quality of life in patients with cardiovascular disease-the effect of upper gastrointestinal symptom treatment. *Aliment Pharm Therap* 2004;19(10):1099-104.
- w218** Santarelli L et al. Post-cholecystectomy alkaline reactive gastritis: a randomized trial comparing sucralfate versus rabeprazole or no treatment. *Eur J Gastroen Hepat* 2003;15(9):975-9.
- w219** Johanson J et al. Rabeprazole significantly improves heartburn vs placebo in endoscopically negative GERD patients with moderate to severe symptoms. *Am J Gastroenterol* 2001;96(9)(Suppl.):18.
- w220** Chan FKL et al. Rabeprazole for the prevention of gastroduodenal injury associated with nonsteroidal anti-inflammatory drugs (NSAIDs): A double-blind randomized trial. *Gastroenterology* 2014;(1):S-208.
- w221** Katare SS et al. A prospective, comparative, randomized, controlled, open label, 3-arm study for evaluation of efficacy, safety and quality of life with tropidine and rabeprazole given alone and in combination in patients of gastritis. *Indian J Pharmacol* 2013;45:S12.
- w222** Sun Q and Yao HX. Clinical observation of rabeprazole combined with flupentixol and melitracen treatment to non-erosive gastroesophageal reflux disease. *Journal of Shanghai Jiaotong University (Medical Science)*. 2014;34(3):352-6+60. [Chinese]
- w223** Peterson KA et al. The role of gastroesophageal reflux in exercise-triggered asthma: a randomized controlled trial. *Digest Dis Sci* 2008;54(3):564-71.
- w224** Pawar S et al. Treatment of postnasal drip with proton pump inhibitors: A prospective, randomized, placebo-controlled study. *Am J Rhinol* 2007;21(6):695-701.
- w225** Steward DL et al. Proton pump inhibitor therapy for chronic laryngo-pharyngitis: a randomized placebo-control trial. *Otolaryng Head Neck* 2004;131(4):342-50.
- w226** Lam PKY et al. Rabeprazole is effective in treating laryngopharyngeal reflux in a randomized placebo-controlled trial. *Clinical Gastroenterology and Hepatology* 2010;8(9):770-6.
- w227** Leelayuthachai T et al. A randomized, placebo-controlled trial of proton-pump inhibitor (PPI) on sleep parameters in patients with coexisting abnormal esophageal acid exposure and obstructive sleep apnea (OSA). *Chest Conference: CHEST* 2012;142.
- w228** Johannson J et al. Impact of proton pump inhibitors on benign anastomotic stricture formations after esophagectomy and gastric tube reconstruction: results from a randomized clinical trial. *Ann Surg* 2009;250:667-73.
- w229** Holtmann G et al. A placebo controlled randomised treatment trial for functional dyspepsia including post-treatment drug withdraw and placebo withdraw effects. *Gastroenterology* 2013;S733.
- w230** Tulassay Z et al. Effect of esomeprazole triple therapy on eradication rates of *Helicobacter pylori*, gastric ulcer healing and prevention of relapse in gastric ulcer patients. *Eur J Gastroen Hepat* 2008;20(6):526-36.
- w231** Avner DL et al. A comparison of three doses of lansoprazole (15, 30 and 60 mg) and placebo in the treatment of duodenal ulcer. *The Lansoprazole Study Group. Aliment Pharm Therap* 1995;9(5):521-8.

## References for trials listed in Webtables 1-7

- w232** Avner DL et al. Comparison of once daily doses of lansoprazole (15, 30, and 60 mg) and placebo in patients with gastric ulcer. *Am J Gastroenterol* 1995;90(8):1289-94.
- w233** Jhala NC et al. The effects of short-term lansoprazole therapy on Helicobacter pylori infection and antral gastritis in duodenal ulcer patients. *Am J Gastroenterol* 1995;90(10):1824-8.
- w234** Lanza F et al. Double-blind comparison of lansoprazole, ranitidine, and placebo in the treatment of acute duodenal ulcer. *Am J Gastroenterol* 1994;89(8):1191-200.
- w235** Fu L and M. Luo 2012 Therapeutic effect of continuing anti-secretory treatment after. *Chinese J Gastroenterology* 17(5):297-299. [Chinese]
- w236** Harford W et al. Double-blind, multicenter evaluation of lansoprazole and amoxicillin dual therapy for the cure of Helicobacter pylori infection. *Helicobacter* 1996;1(4):243-50.
- w237** Hsu CC et al. One-week low-dose triple therapy without anti-acid treatment has sufficient efficacy on Helicobacter pylori eradication and ulcer healing. *Hepato-Gastroenterol* 2003;50(53):1731-4.
- w238** D'Imperio N et al. Randomized study on the effectiveness of omeprazole in the treatment of operative endoscopy-induced oesophagogastric lesions. *Argo Gastroenterol Clin* 1994;7(2):71-6. [Italian]
- w239** Jung JM et al. Role of anti-secretory treatment in addition to Helicobacter pylori eradication triple therapy in the treatment of peptic ulcer. *Korean J Gastroenterol/Taehan Sohwagi Hakhoe Chi* 2008;51(1):11-8. [Korean]
- w240** Dotto P et al. Comparison of three different therapeutic regimens for eradicating Helicobacter pylori. *Curr Ther Res Clin E* 1993;53(5):557-64.
- w241** Valenzuela JE et al. Comparison of once-daily doses of omeprazole (40 and 20 mg) and placebo in the treatment of benign gastric ulcer: A multicenter, randomized, double-blind study. *Am J Gastroenterol* 1996;91(12):2516-22.
- w242** Sezer R et al. Effect of omeprazole plus ciprofloxacin on healing of duodenal ulcer and clearance of Helicobacter pylori. *Med Bul Istanbul Med Fac* 1995;28(2):10-14.
- w243** Graham DY et al. Omeprazole versus placebo in duodenal ulcer healing. The United States experience. *Digest Dis Sci* 1990;35(1):66-72.
- w244** Colin R et al. Duodenal ulcer healing with 1-week eradication triple therapy followed, or not, by anti-secretory treatment: a multicentre double-blind placebo-controlled trial. *Aliment Pharm Therap* 2002;16(6):1157-62.
- w245** Marzio L et al. Triple therapy for 7 days vs. triple therapy for 7 days plus omeprazole for 21 days in treatment of active duodenal ulcer with Helicobacter pylori infection. A double blind placebo controlled trial. *Digest Liver Dis* 2003;35(1):20-3.
- w246** Tepes B et al. Is a one-week course of triple anti-Helicobacter pylori therapy sufficient to control active duodenal ulcer? *Aliment Pharm Therap* 2001;15(7):1037-45.
- w247** Labenz J et al. One-week low-dose triple therapy for Helicobacter pylori is sufficient for relief from symptoms and healing of duodenal ulcers. *Aliment Pharmacol Ther* 1997;11(1):89-93.
- w248** Uyguner et al. Duodenal ulcer healing with one week therapy. *Turkish Journal of Gastroenterology* 1998;9(1):46-9. [Turkish]
- w249** Zafar M et al. Gastroprotective evaluation of phyllanthus emblica in the patients with gastric ulcers. *Value in Health* 2012;15(7):A635.
- w250** Neil GA et al. Helicobacter pylori eradication as a surrogate marker for the reduction of duodenal ulcer recurrence. *Aliment Pharm Therap* 1998;12(7):619-33.
- w251** Bago J et al. Effect of acid suppression therapy and eradication of Helicobacter pylori infection on duodenal ulcer healing and recurrence. *Croat J Gastro Hep* 1998;7(3-4):77-81.
- w252** Takeuchi, T et al. Strategies for peptic ulcer healing after 1 week proton pump inhibitor-based triple Helicobacter pylori eradication therapy in Japanese patients: Differences of gastric ulcers and duodenal ulcers. *J Clin Biochem Nutr* 2012;51(3):189-195.
- w253** Cloud ML et al. Rabeprazole in treatment of acid peptic diseases: results of three placebo-controlled dose-response clinical trials in duodenal ulcer, gastric ulcer, and gastroesophageal reflux disease (GERD). The Rabeprazole Study Group. *Digest Dis Sci* 1998;43(5):993-1000.
- w254** Sung JYJ et al. Intravenous esomeprazole for prevention of recurrent peptic ulcer bleeding: a randomized trial. *Ann Intern Med* 2009;150(7):455-64.
- w255** Hawkey GM et al. Drug treatments in upper gastrointestinal bleeding: value of endoscopic findings as surrogate end points. *Gut* 2001;49(3):372-9.
- w256** Khuroo MS et al. A comparison of omeprazole and placebo for bleeding peptic ulcer. *New Engl J Med* 1997;336(15):1054-8.
- w257** Javid G et al. Omeprazole as adjuvant therapy to endoscopic combination injection sclerotherapy for treating bleeding peptic ulcer. *Am J Med* 2001;111(4):280-4.
- w258** Sofia C et al. Endoscopic injection therapy vs. multipolar electrocoagulation vs. laser vs. injection + octreotide vs. injection + omeprazole in the treatment of bleeding peptic ulcers. A prospective randomized study. *Hepato-Gastroenterol* 2000;47(35):1332-6.
- w259** Lau JYW et al. Effect of intravenous omeprazole on recurrent bleeding after endoscopic treatment of bleeding peptic ulcers. *New Engl J Med* 2000;343(5):310-6.
- w260** Hasselgren G et al. Continuous intravenous infusion of omeprazole in elderly patients with peptic ulcer bleeding. Results of a placebo-controlled multicenter study. *Scand J Gastroentero* 1997;32(4):328-33.
- w261** Lau JY et al. Omeprazole before endoscopy in patients with gastrointestinal bleeding. *New Engl J Med* 2007;356(16):1631-40.
- w262** Schaffalitzky de Muckadell OBS et al. Effect of omeprazole on the outcome of endoscopically treated bleeding peptic ulcers. Randomized double-blind placebo-controlled multicentre study. *Scand J Gastroentero* 1997;32(4):320-7.
- w263** Daneshmend TK et al. Omeprazole versus placebo for acute upper gastrointestinal bleeding: randomised double blind controlled trial. *Brit Med J* 1992;304(6820):143-7.
- w264** Zargar SA et al. Pantoprazole infusion as adjuvant therapy to endoscopic treatment in patients with peptic ulcer bleeding: prospective randomized controlled trial. *J Gastroen Hepatol* 2006;21(4):716-21.
- w265** Hung WK et al. Randomized trial comparing pantoprazole infusion, bolus and no treatment on gastric pH and recurrent bleeding in peptic ulcers. *Aust NZ J Surg* 2007;77(8):677-81.
- w266** Reece SB et al. Gastrointestinal absorption of D-xylose, glucose, and vitamin B12 during chronic therapy with arbabostil. *Curr Ther Res Clin El* 1982;32(2):336-46.
- w267** Lanza FL et al. Effect of enprostil on the gastroduodenal mucosa of healthy volunteers. *Aliment Pharmacol Ther* 1990;4(6):601-13.
- w268** Davis TM et al. Effect of enprostil on glucose and lipid metabolism in type 2 diabetes. *Diabetic Med* 1989;6(5):400-5.
- w269** Santillan RM et al. Prevention of gastroduodenal injury induced by NSAIDs with low-dose misoprostol. *P W Pharmacol Soc* 1999;42:33-4.
- w270** Donnelly MT et al. Low-dose misoprostol for the prevention of low-dose aspirin-induced gastroduodenal injury. *Aliment Pharm Therap* 2000;14(5):529-34.
- w271** Delmas PD et al. Misoprostol in the prevention of gastric erosions caused by nonsteroidal anti-inflammatory agents. *Rev Rhum* 1994;61(2):115-20.
- w272** Graham DY et al. Prevention of NSAID-induced gastric ulcer with misoprostol: multicentre, double-blind, placebo-controlled trial. *Lancet* 1988;2(8623):1277-80.
- w273** Spaggiari L et al. Evaluation of the clinical efficacy of gastric cytoprotection with misoprostol in patients treated with NSAIDs after proctologic surgery. *Clin Terap* 1993;142(3):235-41. [Italian]
- w274** Bocanegra TS et al. Diclofenac/misoprostol compared with diclofenac in the treatment of osteoarthritis of the knee or hip: A randomized, placebo controlled trial. *J Rheumatol* 1998;25(8):1602-11.
- w275** Van Beusekom HJ et al. ECSTRA study. A double-blind, placebo-controlled study on the effects of adding misoprostol to a 'standard treatment' of rheumatoid arthritis. *TGO-Tijdschr Ther Ge* 1995;20(3):7-11. [Dutch]
- w276** Munger M et al. Misoprostol effects on diclofenac-induced cardiorenal changes in salt-sensitive patients with hypertension: The MEDIC study. *Pharmacotherapy* 2008;28(7):834-42.
- w277** Ahmed WU et al. Misoprostol in the treatment of NSAID-induced gastroduodenal lesions. *Indian J Gastroenterol* 1991;10(4):135-6.
- w278** Goldin E et al. Efficacy of misoprostol and ranitidine in the prevention of duodenal ulcer relapse and its correlation with endogenous gastric prostanoid synthesis. *Aliment Pharm Therap* 1991;5(2):173-80.
- w279** Bach GL et al. Therapy of non-steroidal anti-rheumatic drug-induced gastrointestinal lesions with misoprostol. *Zeitschrift fur Rheumatologie* 1991;50(3):175-80. [German]
- w280** Curtis LD et al. Misoprostol in renal transplantation. *Transplant P* 1993;25(1:Pt 1):602.
- w281** Raskin JB et al. Misoprostol dosage in the prevention of nonsteroidal anti-inflammatory drug-induced gastric and duodenal ulcers: a comparison of three regimens. *Ann Intern Med* 1995;123(5):344-50.
- w282** Pazzi P et al. Misoprostol for the treatment of chronic erosive gastritis: A double-blind placebo-controlled trial. *Am J Gastroenterol* 1994;89(7):1007-13.
- w283** De Melo Gomes JA et al. The safety of Arthrotec in patients with rheumatoid arthritis or osteoarthritis: an assessment of the upper gastrointestinal tract by endoscopy. *Scand J Rheumatol* 1992;96(Suppl.):23-31.
- w284** Doherty M et al. The efficacy of Arthrotec in the treatment of osteoarthritis. *Scand J Rheumatol* 1992;21(96)(Suppl.):15-21.
- w285** Agrawal NM et al. Misoprostol co-administered with diclofenac for prevention of gastroduodenal ulcers. A one-year study. *Digest Dis Sci* 1995;40(5):1125-31.
- w286** Hannequin JR et al. Efficacy of Arthrotec in the treatment of rheumatoid arthritis. *Scand J Rheumatol* 1992;96(Suppl.):7-14.
- w287** Akkuzu B et al. Efficacy of misoprostol in the treatment of tinnitus in patients with diabetes and/or hypertension. *Auris Nasus Larynx* 2004;31(3):226-32.
- w288** Zuinen C et al. Diclofenac/misoprostol vs diclofenac/placebo in treating acute episodes of tendinitis/bursitis of the shoulder. *Drugs* 1993;45(Suppl. 1):17-23.
- w289** Chandrasekaran AN et al. Double blind, placebo controlled trial on the cytoprotective effect of misoprostol in subjects with rheumatoid arthritis, osteoarthritis and seronegative spondyloarthritis on NSAIDs. *J Assoc Phys of Ind* 1991;39:919-21.
- w290** Henriksson K et al. Helicobacter pylori infection, ABO blood group, and effect of misoprostol on gastroduodenal mucosa in NSAID-treated patients with rheumatoid arthritis. *Digest Dis Sci* 1993;38(9):1688-96.
- w291** Spaziani E et al. Chronic gastritis and prostaglandins. Results of endoscopic screening. *Minerva Gastroenterol Diet* 1994;40(4):167-75. [Italian]
- w292** Bardhan KD et al. The prevention and healing of acute non-steroidal anti-inflammatory drug-associated gastroduodenal mucosal damage by misoprostol. *Brit J Rheumatol* 1993;32(11):990-5.
- w293** Boers M et al. No effect of misoprostol on renal function of rheumatoid patients treated with diclofenac. *Brit J Rheumatol* 1991;30(1):56-9.
- w294** Briner W et al. Synthetic prostaglandin E1 misoprostol as a treatment for tinnitus. *Arch Otolaryngol* 1993;119(6):652-4.

## References for trials listed in Webtables 1-7

- w295** Fujimori S et al. Prevention of nonsteroidal anti-inflammatory drug-induced small-intestinal injury by prostaglandin: a pilot randomized controlled trial evaluated by capsule endoscopy. *Gastrointest Endosc* 2009;69(7):1339-46.
- w296** Kelly SM et al. Increased gastric juice epidermal growth factor after non-steroidal anti-inflammatory drug ingestion. *Gut* 1994;35(5):611-4.
- w297** Evers S et al. Prostaglandin analog mechanisms are not effective in refractory chronic cluster headache. *Headache* 1998;38(8):618-20.
- w298** Levi S et al. Effects of nonsteroidal anti-inflammatory drugs and misoprostol on gastroduodenal epithelial proliferation in arthritis. *Gastroenterology* 1992;102(5):1605-11.
- w299** Elliott SL et al. Efficacy of 12 months misoprostol as prophylaxis against NSAID-induced gastric ulcers. *Scand J Rheumatol* 1994;23(4):171-6.
- w300** Duenas-Gonzalez A et al. Misoprostol prophylaxis for high-dose chemotherapy-induced mucositis: a randomized double-blind study. *Bone Marrow Transpl* 1995;17(5):809-12.
- w301** Roth SH et al. A controlled study comparing the effects of nabumetone, ibuprofen, and ibuprofen plus misoprostol on the upper gastrointestinal tract mucosa. *Arch Intern Med* 1993;153(22):2565-71.
- w302** Graham DY et al. Duodenal and gastric ulcer prevention with misoprostol in arthritis patients taking NSAIDs. *Ann Intern Med* 1993;119(4):257-62.
- w303** Silverstein FE et al. Misoprostol reduces serious gastrointestinal complications in patients with rheumatoid arthritis receiving nonsteroidal anti-inflammatory drugs. A randomized, double-blind, placebo-controlled trial. *Ann Intern Med* 1995;123(4):241-9.
- w304** Shiokawa Y et al. Evaluation of misoprostol's clinical utility for gastric/duodenal ulcers seen under long-term use of non-steroidal anti-inflammatory drugs (NSAID)-I. Evaluation of mucosal prophylactic effects by a placebo-controlled double blind comparative study. *Ryumachi* 1991;31(5):554-71. [Japanese]
- w305** Saggiaro A et al. Misoprostol prevents NSAID-induced gastroduodenal lesions in patients with osteoarthritis and rheumatoid arthritis. *Ital J Gastroenterol* 1991;23:119-23.
- w306** Fullerton T et al. Evaluation of the renal protective effect of misoprostol in elderly, osteoarthritic patients at risk for nonsteroidal anti-inflammatory drug-induced renal dysfunction. *J Clin Pharmacol* 1993;33(12):1225-32.
- w307** Bolten W et al. Treatment of NSAID-induced gastrointestinal complaints by comedication with the prostaglandin analogue misoprostol in rheumatoid arthritis patients. A multicentred double-blind placebo controlled study. *Aktuel Rheumatol* 1989;14(5):214-20. [German]
- w308** Bennett PN et al. Misoprostol does not alter the pharmacokinetics of propranolol. *Postgrad Med J* 1991;67(787):455-7.
- w309** Hilbrands LB et al. Randomized trial of misoprostol in patients with chronic renal transplant rejection. *Transplant Int* 1996;9(Suppl.1):41-4.
- w310** Goodwin JS et al. Effect of misoprostol on immune function in elderly subjects. *Prostaglandins* 1987;33(Suppl.):7.
- w311** Moran M et al. Prevention of acute graft rejection by the prostaglandin E1 analogue misoprostol in renal-transplant recipients treated with cyclosporine and prednisone. *New Engl J Med* 1990;322(17):1183-8.
- w312** Weinblatt ME et al. Lack of a renal-protective effect of misoprostol in rheumatoid arthritis patients receiving cyclosporin A. Results of a randomized, placebo-controlled trial. *Arthrit Rheum* 1994;37(9):1321-5.
- w313** Mavligit GM et al. Gastroduodenal mucosal injury during hepatic arterial infusion of chemotherapeutic agents. Lack of cytoprotection by prostaglandin E1 analogue. *Gastroenterology* 1987;92(3):566-9.
- w314** Kim HJ et al. Effects of misoprostol on renal function and plasma endothelin-1 levels during early postoperative stage of living donor renal transplant recipients. *Transplant P* 1996;28(3):1207-9.
- w315** Hausken T et al. Misoprostol treatment exacerbates abdominal discomfort in patients with non-ulcer dyspepsia and erosive prepyloric changes. A double-blind, placebo-controlled, multicentre study. *Scand J Gastroenterol* 1990;25(10):1028-33.
- w316** Yilmaz I et al. Misoprostol in the treatment of tinnitus: a double-blind study. *Otolaryngology - Head & Neck Surgery* 2004;130(5):604-10.
- w317** Wasiak W et al. A six week double blind, placebo controlled, crossover study of the effect of misoprostol in the treatment of aspirin sensitive asthma. *Thorax* 1999;54(10):900-4.
- w318** Nishida U et al. Evaluation of small bowel blood flow in healthy subjects receiving low-dose aspirin. *World J Gastroenterology* 2011;17(2):226-30.
- w319** Han X et al. Effect of Rebamipide on the Premalignant Progression of Chronic Gastritis: A Randomized Controlled Study. *Clin Drug Invest.* 2015;35(10):665-73.
- w320** Mizukami K et al. Efficacy of rebamipide for low-dose aspirin-related gastrointestinal symptoms. *Journal of Clin Biochem and Nutri* 2012;51(3):216-20.
- w321** Tozawa K et al. A randomized, double-blind, placebo-controlled study of rebamipide for gastric mucosal injury taking aspirin with or without clopidogrel. *Digest Dis Sci* 2014;59(8):1885-90.
- w322** Fujimori S et al. Rebamipide has the potential to reduce the intensity of NSAID-induced small intestinal injury: a double-blind, randomized, controlled trial evaluated by capsule endoscopy. *J Gastroenterology* 2011;46(1):57-64.
- w323** Kato M et al. Rebamipide prevents low-dose aspirin-induced small intestinal injuries: A randomized placebo-controlled double-blinded cross-over study using video capsule endoscopy and contrast-enhanced ultrasonography. *Gastroenterology* 2011;(1):S60 (271).
- w324** Kamada T et al. Rebamipide improves chronic inflammation in the lesser curvature of the corpus after *Helicobacter pylori* eradication: A multicenter study. *Biomed Res Int* 2015: 865146.
- w325** Kurokawa S et al. 2014 A randomized, double-blinded, placebo-controlled, multicenter trial, healing effect of rebamipide in patients with low-dose aspirin and/or non-steroidal anti-inflammatory drug induced small bowel injury. *J Gastroenterology* 49(2):239-44.
- w326** Horiki N et al. Prevention of celecoxib-induced gastrointestinal mucosal injury by concomitant therapy with gastro-protective drug rebamipide. *Digest Dis Sci* 2012;57(11):2732.
- w327** Adachi K et al. A study on the efficacy of rebamipide for patients with proton pump inhibitor-refractory non-erosive reflux disease. *Digest Dis Sci* 2012;57(6):1609-17.
- w328** Abou-Raya A et al. Efficacy of rebamipide in prevention of COX-2 inhibition induced gastrointestinal injuries (gastropathy) in older adults with knee osteoarthritis: A randomized placebo-controlled study. *Ann Rheum Dis Conf: Ann Europe Cong Rheumatology Europe League Against Rheumatism, EULAR.* 2012;71.
- w329** Watanabe T et al. A multicenter, randomized, double-blind, placebo-controlled trial of high-dose rebamipide treatment for low-dose aspirin-induced moderate-to-severe small intestinal damage. *PLoS ONE* 2015;10(4):e0122330.
- w330** Paladini G et al. Prophylactic and therapeutic role of rioprostil in NSAIDs induced gastroduodenal lesions. *Scand J Gastroentero* 1989;24(164)(Suppl.):242-6.
- w331** Purushotham AD et al. Prostaglandins in the treatment of reflux oesophagitis: double-blind placebo controlled clinical trial. *J Roy Coll Surg Edin* 1991;36(4):216-8.
- w332** Karim SM et al. Effects of some naturally occurring prostaglandins and synthetic analogues on gastric secretion and ulcer healing in man. *Adv Prostag Thromb Res* 1976;2:529-39.
- w333** Gibinski K et al. Double-blind clinical trial on gastroduodenal ulcer healing with prostaglandin E2 analogues. *Gut* 1977;18(8):636-9.
- w334** Jaszewski R et al. Failure of a cytoprotective dose of Arbacet to heal acute gastric ulcers. *Am J Gastroenterol* 1988;83(7):734-6.
- w335** Euler AR et al. A multiclinic trial evaluating arbacetol [15(R)-15-methyl prostaglandin E2] as a therapeutic agent for gastric ulcer. *Gastroenterology* 1989;96(4):967-71.
- w336** Euler AR et al. Failure of a cytoprotective dose of arbacetol to heal acute duodenal ulcers. Results of a multiclinic trial. *Gastroenterology* 1987;92(3):604-7.
- w337** Euler AR et al. A report of three multiclinic trials evaluating arbacetol in arthritic patients with ASA/NSAID gastric mucosal damage. *Gastroenterology* 1990;98(6):1549-57.
- w338** Jaszewski R et al. The effect of 15(R)-15-methyl prostaglandin E2 (Arbacet) on the healing of aspirin or nonsteroidal anti-inflammatory drug-induced gastric mucosal lesions: an endoscopic study. *Am J Gastroenterol* 1987;82(12):1271-4.
- w339** Euler AR et al. Arbacetol [15(R)-15-methyl prostaglandin E2] in a single night-time dose of either 50 or 100 micrograms in acute duodenal ulcer. *Gastroenterology* 1989;97(1):98-103.
- w340** Euler AR et al. An evaluation of arbacetol at multiple doses for the treatment of acute duodenal ulcer: a randomized double-blind placebo-controlled international trial. *Am J Gastroenterol* 1990;85(2):145-9.
- w341** Chen FW et al. Effect of prostaglandin E2 and 15(R)15 methyl PGE2 on duodenal ulcer. *Singap Med J* 1980;21(3):596-8.
- w342** Vantrappen G et al. Effect of 15(R)-15-methyl prostaglandin E2 (arbacetol) on the healing of duodenal ulcer. A double-blind multicenter study. *Gastroenterology* 1982;83(2):357-63.
- w343** Dal Monte PR et al. Evaluation of the efficacy and tolerability of enprostil, a synthetic prostaglandin E2 analog, in a clinical double-blind, placebo controlled trial. *Clin Therapeut* 1988;125(5):337-43. [Italian]
- w344** Schubert TT et al. A US multicenter study of enprostil 35 micrograms twice daily for treatment of prepyloric, pyloric channel, and duodenal bulb ulcers. *Enprostil Study Group. Digest Dis Sci* 1989;34(9):1355-60.
- w345** Bright-Asare P et al. Treatment of duodenal ulcer with enprostil, a prostaglandin E2 analogue. *Am J Med* 1986;81(2A):64-8.
- w346** Navert H et al. Treatment of gastric ulcer with enprostil. *Am J Med* 1986;81(2A):75-9.
- w347** Thomson AB et al. Treatment of duodenal ulcer with enprostil, a synthetic prostaglandin E2 analogue. *Am J Med* 1986;81(2A):59-63.
- w348** Sontag SJ et al. Healing of NSAID-induced gastric ulcers with a synthetic prostaglandin analog (enprostil). *Am J Gastroenterol* 1994;89(7):1014-20.
- w349** Agrawal NM et al. Healing of benign gastric ulcer: A placebo-controlled comparison of two dosage regimens of misoprostol, a synthetic analog of prostaglandin E2 analogues. *Digest Dis Sci* 1985;30(Suppl.11):164-70.
- w350** Lam S-K et al. Prostaglandin E2 (misoprostol) overcomes the adverse effect of chronic cigarette smoking on duodenal ulcer healing. *Digest Dis Sci* 1986;31(Suppl.2):68-74.
- w351** Brand DL et al. Misoprostol, a synthetic PGE1 analog, in the treatment of duodenal ulcers: A multicenter double-blind study. *Digest Dis Sci* 1985;30(Suppl.11):147-58.
- w352** Bright-Asare P et al. Efficacy of misoprostol (twice daily dosage) in acute healing of duodenal ulcer. A multicenter double-blind controlled trial. *Digest Dis Sci* 1986;31(Suppl.2):63-7.
- w353** Sontag SJ et al. Misoprostol in the treatment of duodenal ulcer: A multicenter double-blind placebo-controlled study. *Digest Dis Sci* 1985;30(Suppl.):159-63.
- w354** Mazure PA et al. Misoprostol in the treatment of active duodenal ulcer: A double-blind trial. *Acta Gastroenterologica Latinoamericana* 1985;15(1):13-24. [Spanish]
- w355** Ahmed WU et al. A double-blind study of misoprostol (SC-29333) in the healing of duodenal ulcer. *J Gastroen Hepatol* 1991;6(2):179-80.
- w356** Jaszewski R et al. Treatment of nonsteroidal anti-inflammatory drug-induced gastric ulcers with misoprostol. A double-blind multicenter study. *Digest Dis Sci* 1992;37(12):1820-4.

## References for trials listed in Webtables 1-7

- w357** Newman RD et al. Misoprostol in the treatment of duodenal ulcer refractory to H2-blocker therapy. A placebo-controlled, multicenter, double-blind, randomized trial. *Am J Med* 1987;83(1A):27-31.
- w358** Roth S et al. Misoprostol heals gastroduodenal injury in patients with rheumatoid arthritis receiving aspirin. *Arch Intern Med* 1989;149(4):775-9.
- w359** Barakat MH et al. Cigarette smoking and duodenal ulcer healing. An endoscopic study of 197 patients. *Digestion* 1984;29(2):85-90.
- w360** Terano A et al. Rebamipide, a gastro-protective and anti-inflammatory drug, promotes gastric ulcer healing following eradication therapy for *H pylori* in a Japanese population: randomized, double-blind, placebo-controlled trial. *J Gastroenterol* 2007;42:690-93.
- w361** Hahm KB et al. Augmented eradication rates of *Helicobacter pylori* by new combination therapy with lansoprazole, amoxicillin, and rebamipide. *Digest Dis Sci* 1998;43(2):235-40.
- w362** Fujioka T et al. Effects of rebamipide, a gastro-protective drug on the *Helicobacter pylori* status and inflammation in the gastric mucosa of patients with gastric ulcer: a randomized double-blind placebo-controlled multicentre trial. *Aliment Pharmacol Ther* 2003;18(Suppl.1):146-52.
- w363** Sawaguchi M et al. Role of mucosal-protective agents, rebamipide and polaprezinc, in post-gastric endoscopic submucosal dissection ulcer healing A randomized controlled study. *Gastrointestinal Endoscopy* 2011;(1):AB424.
- w364** Kato T et al. Clinical trial: rebamipide promotes gastric ulcer healing by proton pump inhibitor after endoscopic submucosal dissection—a randomized controlled study. *J Gastroenterology* 2010;45(3):285-90.
- w365** Fujiwara S et al. (2011). A randomized controlled trial of rebamipide plus rabeprazole for the healing of artificial ulcers after endoscopic submucosal dissection. *J Gastroenterology* 46(5):595-602.
- w366** Nebiki H et al. Effect of rebamipide on *Helicobacter pylori* infection in patients with peptic ulcer. *Digest Dis Sci* 1998;43(Suppl.9):203-6.
- w367** Higuchi K et al. Rebamipide prevents recurrence of gastric ulcers without affecting *Helicobacter pylori* status. *Digest Dis Sci* 1998;43(Suppl.9):99-106.
- w368** Caldwell JR et al. Endoscopic evaluation of Roprositol in the management of non-steroidal anti-inflammatory drug-induced gastritis: an interim analysis. *Scand J Gastroentero* 1989;24(Suppl.164):239-41.
- w369** Boucekine T et al. Treatment of duodenal ulcer with roprositol: a randomized multicentre double-blind study. *Scand J Gastroentero* 1989;24(Suppl.164):191-3.
- w370** Benvestito V et al. Therapeutic use of roprositol, 600 micrograms o.d., in duodenal peptic ulcer during its active uncomplicated phase. *Minerva Diet Gastroentero* 1988;34(3):191-5. [Italian]
- w371** Yilmaz E et al. Cimetidine therapy for warts: a placebo-controlled, double-blind study. *J Am Acad Dermatol* 1996;34(6):1005-7.
- w372** Bergstrand H et al. Effects of long-term treatment with low dose cimetidine on allergen-induced airway responses and selected immunological parameters in atopic asthmatics. *Allergy* 1985;40(3):187-97.
- w373** Hui WM et al. Maintenance therapy for duodenal ulcer: a randomized controlled comparison of seven forms of treatment. *Am J Med* 1992;92(3):265-74.
- w374** Furman D et al. A double-blind trial comparing high dose liquid antacid to placebo and cimetidine in improving symptoms and objective parameters in gastroesophageal reflux. *Gastroenterology* 1982;82(5 II):1062.
- w375** Kibblewhite DJ et al. A double-blind controlled study of the efficacy of cimetidine in the treatment of the cervical symptoms of gastroesophageal reflux. *J Otolaryngol* 1990;19(2):103-9.
- w376** Welch RW et al. Reduction of aspirin-induced gastrointestinal bleeding with cimetidine. *Gastroenterology* 1978;74(2):459-63.
- w377** Roth SH et al. Cimetidine therapy in nonsteroidal anti-inflammatory drug gastropathy. Double-blind long-term evaluation. *Arch Intern Med* 1987;147(10):1798-801.
- w378** Wu S-X et al. Different dosages of azelastine and in combination of cimetidine in the treatment of chronic urticaria. *J Clin Derm* 2008;37(3):194-6. [Chinese]
- w379** Sonnenberg A et al. Prevention of duodenal ulcer recurrence with cimetidine (author's transl). *Deut Med Wochenschr* 1979;104(20):725-30. [German]
- w380** Kokron O et al. Randomised study in metastatic renal cell cancer: Coumarin versus coumarin + cimetidine. *J Irish Coll Phys S* 1993;22(Suppl.1):10-1.
- w381** Lööf L et al. Psychological group counseling for the prevention of ulcer relapses. A controlled randomized trial in duodenal and prepyloric ulcer disease. *J Clin Gastroenterol* 1987;9(4):400-7.
- w382** Becker U et al. Relapse prevention of duodenal ulcers with trimipramine, cimetidine, or placebo. A double-blind comparison. *Scand J Gastroentero* 1984;19(3):405-10.
- w383** Sontag S et al. Cimetidine, cigarette smoking, and recurrence of duodenal ulcer. *New Engl J Med* 1984;311(11):689-93.
- w384** Kinloch JD et al. The effect of cimetidine on the maintenance of healing of gastric ulceration. *Postgrad Med J* 1984;60(708):665-7.
- w385** Visconti GP et al. Long-term trial of pirenzepine, cimetidine and placebo in the management of duodenal ulcer. *Curr Ther Res Clin E* 1983;34(5):853-6.
- w386** Moshal MG et al. Pirenzepine, cimetidine and placebo in the long-term treatment of duodenal ulceration. A comparative study. *S Afr Med J* 1982;62(1):12-4.
- w387** Bardhan KD et al. Antacid maintenance therapy in the prevention of duodenal ulcer relapse. *Gut* 1988;29(12):1748-54.
- w388** Eichenberger PM et al. Treatment and relapse prophylaxis of duodenal ulcer with pirenzepine and cimetidine. *Scand J Gastroenterol* 1982;17(72)(Suppl.):197-206.
- w389** Ubiluz R. Prevention of duodenal ulcer recurrence. A double-blind study of cimetidine (Tagamet). *Clin Trials J* 1982;19(3):150-61.
- w390** Sontag S et al. Three cimetidine dose schedules versus placebo in preventing duodenal ulcer recurrences. A multicenter double blind study. *Gastroenterology* 1981;80(5 II):1290.
- w391** Da Silva EP et al. Long-term treatment of gastric ulcer with cimetidine. *Clin Ther* 1981;4(1):24-31.
- w392** Salera M et al. Long-term effects and after-effects of cimetidine in duodenal ulcer patients. *Ital J Gastroenterol* 1979;11(2):49-52.
- w393** Cocco AE et al. A multi-center study of the recurrence of duodenal ulcer on long-term treatment with cimetidine. *Gastroenterology* 1981;80(5 II):1125.
- w394** Bianchi Porro G et al. Long-term prophylactic treatment with cimetidine in duodenal ulceration. *Ital J Gastroenterol* 1979;11(4):181-3.
- w395** Massarrat S et al. Long term prophylaxis of duodenal ulcer with cimetidine. *Deut Med Wochenschr* 1982;107(28):1085-8. [German]
- w396** Dew MJ et al. Maintenance therapy for duodenal ulcer—a trial comparing cimetidine with a prostaglandin synthetase promoter. *J Clin Hosp Pharm* 1984;9(4):357-9.
- w397** Fitzpatrick WJ et al. Bedtime cimetidine maintenance treatment: optimum dose and effect on subsequent natural history of duodenal ulcer. *Gut* 1982;23(3):239-42.
- w398** Berstad A et al. Maintenance treatment of duodenal ulcer patients with a single bedtime dose of cimetidine. *Scand J Gastroentero* 1979;14(7):827-31.
- w399** Broor SL et al. Duodenal ulcer: maintenance treatment with cimetidine. *Indian J Gastroen* 1983;2(2):81-2.
- w400** Hentschel E et al. Effect of cimetidine treatment in the prevention of gastric ulcer relapse: a one year double blind multicentre study. *Gut* 1983;24(9):853-6.
- w401** Piper DW et al. The effect of maintenance cimetidine therapy on the medical, social and economic aspects of patients with chronic gastric ulcers. A placebo-controlled prospective study. *Med J Australia* 1986;145(8):400-3.
- w402** Pym B et al. Cost-effectiveness of cimetidine maintenance therapy in chronic gastric and duodenal ulcer. *Gastroenterology* 1990;99(1):27-35.
- w403** Sonnenberg A et al. Predictors of duodenal ulcer healing and relapse. *Gastroenterology* 1981;81(6):1061-7.
- w404** Marks IN et al. A maintenance regimen of sucralfate 2g at night for reduced relapse rate in duodenal ulcer disease. A one-year follow-up study. *Am J Med* 1989;86(6A):136-40.
- w405** Murray FE et al. Management of reflux oesophagitis: role of weight loss and cimetidine. *Irish J Med Sci* 1991;160(1):2-4.
- w406** Kaul B et al. Gastroesophageal reflux disease. Acute and maintenance treatments with cimetidine. *Scand J Gastroentero* 1986;21(2):139-45.
- w407** Kumar N et al. Long term behaviour of healed duodenal ulcer with and without maintenance therapy. *Journal of the Association of Physicians of India* 1990;38(Suppl.1):707-11.
- w408** Salim AS et al. Sulphydryl-containing agents and the prevention of duodenal ulcer relapse. *Pharmacology* 1993;46(5):281-8.
- w409** Salim AS et al. The relationship between *Helicobacter pylori* and oxygen-derived free radicals in the mechanism of duodenal ulceration. *Internal Med* 1993;32(5):359-64.
- w410** Young MD et al. Efficacy of once-daily cimetidine in preventing recurrence of duodenal ulcer. *Clin Ther* 1989;11(4):529-38.
- w411** Takemoto T et al. Efficacy of sucralfate in the prevention of recurrence of peptic ulcer—double blind multicenter study with cimetidine. *Scand J Gastroentero* 1987;140(Suppl.):49-60.
- w412** Rohner HG et al. Long term cimetidine therapy for the prevention of recurring peptic ulcer: a multicenter study. *Zeitschrift fur Gastroenterologie* 1985;23(8):403-11. [German]
- w413** Burland WL et al. Cimetidine treatment for the prevention of recurrence of duodenal ulcer: an international collaborative study. *Postgrad Med J* 1980;56(653):173-6.
- w414** Gray GR et al. Long-term cimetidine in the management of severe duodenal ulcer dyspepsia. *Gastroenterology* 1978;74(2):397-401.
- w415** Salim AS. Oxygen-derived free radicals and the prevention of duodenal ulcer relapse: A new approach. *Am J Med Sciences* 1990;300(1):1-6.
- w416** Jean F et al. Maintenance therapy of ulcer disease. Comparative multicenter study of sucralfate, cimetidine and a placebo. *Rev Med Interne* 1985;6(3):321-6. [French]
- w417** Leao GC et al. Cimetidine in the treatment of gastric ulcer. *Arq Gastroenterol* 1980;17(2):63-8. [Portuguese]
- w418** Aubia J et al. Dialysis pruritus: Effect of cimetidine. *J Dialysis* 1980;4(4):141-5.
- w419** Lai KN et al. Effect of long-term cimetidine treatment on left ventricular function in haemodialysis patients with active hyperparathyroidism. *Brit J Clin Pharmacol* 1982;13(5):693-7.
- w420** Paoluzi P et al. Incompletely and completely healed duodenal ulcers' outcome in maintenance treatment: a double blind controlled study. *Gut* 1985;26(10):1080-5.
- w421** Libeskind M et al. Maintenance treatment of patients with healed peptic ulcer with sucralfate, placebo and cimetidine. *Scand J Gastroentero* 1983;83(Suppl.):69-70.
- w422** Stoa-Birketvedt G et al. Effect of cimetidine suspension on appetite and weight in overweight subjects. *Brit Med J* 1993;306(6885):1091-3.
- w423** Rasmussen MH et al. Cimetidine suspension as adjuvant to energy restricted diet in treating obesity. *Brit Med J* 1993;306(6885):1093-6.



## References for trials listed in Webtables 1-7

- w424** Langman MJ et al. Prospective, double-blind, placebo-controlled randomized trial of cimetidine in gastric cancer. *British Stomach Cancer Group. Brit J Cancer* 1999;81(8):1356-62.
- w425** Huang W-H et al. Cimetidine as adjuvant treatment in rectal cancer. *Chinese J Cancer Prevent & Treat* 2007;14(8):623-4. [Chinese]
- w426** Macphee GJ et al. Effects of cimetidine on carbamazepine auto- and hetero-induction in man. *Brit J Clin Pharmacol* 1984;18(3):411-9.
- w427** Thilagarajah R et al. Oral cimetidine gives effective symptom relief in painful bladder disease: A prospective, randomized, double-blind placebo-controlled trial. *BJU Int* 2001;87(3):207-212.
- w428** La Brooy SJ et al. Cimetidine in the maintenance treatment of gastric ulceration (GU). *Hepato-Gastroenterol* 1980;27(Suppl.):E26.
- w429** Farup PG et al. Low-dose antacids versus 400 mg cimetidine twice daily for reflux oesophagitis. A comparative, placebo-controlled, multicentre study. *Scand J Gastroentero* 1990;25(3):315-20.
- w430** Danielsson A et al. Effect of fifteen months of double-blind treatment with cimetidine and placebo on peptic ulcer recurrence. *Eur J Clin Pharmacol* 1981;19(5):335-41.
- w431** Frank WO et al. Reduction of indomethacin induced gastroduodenal mucosal injury and gastrointestinal symptoms with cimetidine in normal subjects. *J Rheumatol* 1989;16(9):1249-52.
- w432** Barr GD et al. A two-year prospective controlled study of maintenance cimetidine and gastric ulcer. *Gastroenterology* 1983;85(1):100-4.
- w433** Korman MG et al. Relapse of duodenal ulcer after cessation of long-term cimetidine treatment. A double-blind controlled study. *Digest Dis Sci* 1980;25(2):88-91.
- w434** Jensen KG et al. Long-term treatment of peptic ulcer with cimetidine (Tagamet). A controlled trial. *Uges Laeger* 1980;142(51):3367-9. [Danish]
- w435** Kang JY et al. The use of long term cimetidine in the prevention of gastric ulcer relapse: Double blind trial. *Aust NZ J Med* 1980;10(1):111.
- w436** Nyren O et al. Absence of therapeutic benefit from antacids or cimetidine in non-ulcer dyspepsia. *New Engl J Med* 1986;314(6):339-43.
- w437** Bardhan KD et al. Double-blind comparison of cimetidine and placebo in the maintenance of healing of chronic duodenal ulceration. *Gut* 1979;20(2):158-62.
- w438** Dronfield MW et al. Controlled trial of maintenance cimetidine treatment in healed duodenal ulcer: short and long-term effects. *Gut* 1979;20(6):526-30.
- w439** Bijlsma JW et al. Treatment of endoscopy-negative NSAID-induced upper gastrointestinal symptoms with cimetidine: an international multicentre collaborative study. *Aliment Pharm Therap* 1988;2(Suppl.):83.
- w440** Anderson J et al. Effect of H1- and H2-receptor antagonists on sputum volume and lung function in patients with generalized bronchiectasis. *Brit J Dis Chest* 1985;79(3):272-4.
- w441** Blackwood WS et al. Prevention by bedtime cimetidine of duodenal-ulcer relapse. *Lancet* 1978;311(8065):626-7.
- w442** Bodemar G et al. Short- and long-term treatment with cimetidine in peptic ulcer disease and the pharmacokinetics of cimetidine. *Scand J Gastroentero* 1979;55(Suppl.):96-106.
- w443** Hetzel DJ et al. Cimetidine treatment of duodenal ulceration: short term clinical trial and maintenance study. *Gastroenterology* 1978;74:389-92.
- w444** Gudmand-Hoyer E et al. Prophylactic effect of cimetidine in duodenal ulcer disease. *Brit Med J* 1978;1(6120):1095-7.
- w445** Birger Jensen K et al. Prophylactic effect of cimetidine in gastric ulcer patients. *Scand J Gastroentero* 1979;14(2):175-6
- w446** Colle M et al. Plasma prolactin, sex steroids and gastrin in human volunteers treated for 2 weeks with therapeutic doses of cimetidine or the new histamine H2-receptor antagonist ramixotidine (CM 57755A). *Eur J Clin Pharmacol* 1988;35(5):529-34.
- w447** Matsumoto S. The effect of cimetidine as BRM - Adjuvant immuno-chemotherapy for colorectal carcinoma. [Japanese]. *Biotherapy* 1996;10(3):511-5.
- w448** Johnsson F et al. Cimetidine improves GERD symptoms in patients selected by a validated GERD questionnaire. *Aliment Pharm Therap* 1993;7(1):81-6.
- w449** Hetzel DJ et al. Prevention of duodenal ulcer relapse by cimetidine: a one-year double-blind trial. *Med J Australia* 1979;1(11):529-31.
- w450** Hansky J et al. Long-term cimetidine in duodenal ulcer disease. *Digest Dis Sci* 1979;24(6):465-7.
- w451** Mekel RC et al. Long-term treatment with cimetidine. *S Afr Med J* 1978;26:1089-91.
- w452** Nesland AA et al. Effect of cimetidine in patients with non-ulcer dyspepsia and erosive prepyloric changes. *Scand J Gastroentero* 1985;20(5):629-35.
- w453** Svendsen LB et al. Cimetidine as an adjuvant treatment in colorectal cancer. A double-blind, randomized pilot study. *Dis Colon Rectum* 1995;38(5):514-8.
- w454** Talley NJ et al. Randomized, double-blind, placebo-controlled crossover trial of cimetidine and pirenzepine in nonulcer dyspepsia. *Gastroenterology* 1986;91(1):149-56.
- w455** Singal AK et al. Cimetidine in the treatment of non-ulcer dyspepsia: results of a randomized double-blind, placebo-controlled study. *Curr Med Res Opin* 1989;11(6):390-7.
- w456** Riemann JF et al. Cimetidine suspension in patients with stage 0 gastro-oesophageal reflux disease. *Aliment Pharm Therap* 1991;5(2):191-7.
- w457** Rugstad HE et al. Effect of cimetidine on gastrointestinal symptoms in patients taking nonsteroidal anti-inflammatory drugs. *Scand J Rheumatol* 1994;23(4):177-82.
- w458** Gotthard R et al. Treatment with cimetidine, antacid, or placebo in patients with dyspepsia of unknown origin. *Scand J Gastroentero* 1988;23(1):7-18.
- w459** Lee SH et al. Plantar warts of defined aetiology in adults and unresponsiveness to low dose cimetidine. *Australasian Journal of Dermatology*. 2001;42(3):220-1.
- w460** Tonnesen H et al. Effect of cimetidine on survival after gastric cancer. *Lancet* 1988;2(8618):990-2.
- w461** Carpenter GB et al. Evaluation of combined H1- and H2-receptor blocking agents in the treatment of seasonal allergic rhinitis. *J Allergy Clin Immun* 1983;71(4):412-7.
- w462** Mackinnon M et al. Cimetidine in the management of symptomatic patients and duodenitis. A double-blind controlled trial. *Digest Dis Sci* 1982;27(3):217-9.
- w463** Niv Y et al. Treatment of duodenitis with cimetidine: A clinical, endoscopic, and histologic study. *J Clin Gastroenterol* 1990;12(6):628-32.
- w464** Rune SJ et al. Recurrence of duodenal ulcer pain after treatment with cimetidine for four and eight weeks. *Gut* 1980;21(2):151-3.
- w465** Bennett JR et al. Cimetidine in reflux oesophagitis. *Hepato-Gastroenterol* 1980;27(Suppl.):E5.
- w466** Willing RL et al. Cimetidine and duodenitis - a placebo controlled double blinded study of the effect of cimetidine on the endoscopic and histological appearances of duodenitic mucosa. *Gastroenterology* 1980;78(5 II):1291.
- w467** Camarri E et al. Double-blind placebo controlled cross-over study on cimetidine-prophylactic effect in patients under steroid treatment. Preliminary data. *Int J Clin Pharm Th Tox* 1980;18(6):258-60.
- w468** Breen KJ et al. Treatment of reflux oesophagitis. A randomized, controlled evaluation of cimetidine. *Med J Australia* 1983;2(11):555-8.
- w469** Hamid J et al. The effect of cimetidine on immunological parameters in Crohn's disease: a double blind trial. *Immunol Lett* 1983;6(6):293-8.
- w470** Kelbaek H et al. Controlled clinical trial of treatment with cimetidine for non-ulcer dyspepsia. *Acta Medica Scandinavica* 1985;217(3):281-7.
- w471** Machell RJ et al. Cimetidine in the prevention of gastric ulcer relapse. *Postgrad Med J* 1979;55(644):393-5.
- w472** Brown P et al. Cimetidine in the treatment of reflux oesophagitis. *Med J Australia* 1979;2(2):96-7.
- w473** Bardhan KD et al. Does treatment with cimetidine extended beyond initial healing of duodenal ulcer reduce the subsequent relapse rate? *Brit Med J* 1982;284(6316):621-3.
- w474** Popoola AO et al. Clinical response and gastroduodenal mucosa morphology in cimetidine treated Nigerian patients duodenal ulcer and antroduodenitis. *Nigerian Med J* 1978;8(3):175-81.
- w475** Sillero C et al. Controlled trial of cimetidine in acute pancreatitis. *Eur J Clin Pharmacol* 1981;21(1):17-21.
- w476** Perez De OC et al. Controlled treatment of acute pancreatitis. Double-blind trial with cimetidine. *Revista Clin Esp* 1980;158(6):263-6. [Spanish]
- w477** Stoa-Birketvedt G et al. Cimetidine reduces weight and improves metabolic control in overweight patients with Type 2 diabetes. *Int J Obesity* 1998;22(11):1041-5.
- w478** Bendayan R et al. Lack of effect of cimetidine on cigarette smoking. *Eur J Clin Pharmacol* 1993;44(1):51-5.
- w479** Bright-Asare P et al. Cimetidine, metoclopramide, or placebo in the treatment of symptomatic gastroesophageal reflux. *J Clin Gastroenterol* 1980;2(2):149-56.
- w480** Layne E et al. Does cimetidine protect against GI bleeding in neurological/neurosurgical patients with steroids? *Gastroenterology* 1981;80(5 II):1205.
- w481** Cohen CJ et al. Lack of effect of cimetidine on lymphocyte subsets in patients infected with human immunodeficiency virus type 1. *Clin Infect Dis* 1996;23(5):1049-54.
- w482** Ferguson R et al. Cimetidine in treatment of reflux oesophagitis with peptic stricture. *Brit Med J* 1979;2(6188):472-4.
- w483** Monroe EW et al. Combined H1 and H2 antihistamine therapy in chronic urticaria. *Arch Dermatol* 1981;117(7):404-7.
- w484** Behar J et al. Cimetidine in the treatment of symptomatic gastroesophageal reflux: a double blind controlled trial. *Gastroenterology* 1978;74(2:Pt 2):441-8.
- w485** Greenblatt DJ et al. Clinical importance of the interaction of diazepam and cimetidine. *New Engl J Med* 1984;310(25):1639-43.
- w486** Hoogwerf BJ et al. Effect of cimetidine on plasma lipids and lipoproteins. *Clin Pharmacol Ther* 1984;36(2):217-20.
- w487** Li Y et al. Effects of perioperative cimetidine administration on natural killer cells in patients with gastrointestinal cancer. *Chinese J Cancer Res* 1999;11(1):70-3.
- w488** Larrain A et al. Medical and surgical treatment of nonallergic asthma associated with gastroesophageal reflux. *Chest* 1991;99(6):1330-5.
- w489** Diller G and Orfanos CE. Management of idiopathic urticaria with H1 + H2 antagonists. A crossover double blind long-term study. *Zeitschrift fur Hautkrankheiten* 1983;58(11):785-93. [German]
- w490** Shanehsaz S. M et al. 2015 A comparative study between the efficacy of oral cimetidine and low-dose systemic meglumine antimoniate (MA) with a standard dose of systemic MA in the treatment of cutaneous leishmaniasis. *International Journal of Dermatology* 54(7):834-838.
- w491** Lissak A et al. Treatment of hirsutism with cimetidine: a prospective randomized controlled trial. *Fertil Steril* 1989;51(2):247-50.
- w492** Lepsins G et al. Treatment of reflux oesophagitis with cimetidine (author's transl). *Deut Med Wochenschr* 1979;104(25):901-6. [German]
- w493** Wallach D et al. Cimetidine versus placebo in the treatment of psoriasis. *Dermatologica* 1982;165(3):197-203.
- w494** Fiasse R et al. Controlled trial of cimetidine in reflux esophagitis. *Digest Dis Sci* 1980;25(10):750-5.

## References for trials listed in Webtables 1-7

- w495** Festen HP et al. Cimetidine in the treatment of severe ulcerative reflux oesophagitis; results of an 8-week double-blind study and of subsequent long-term maintenance treatment. *Neth J Med* 1980;23(6):237-40.
- w496** Bleehen SS et al. Cimetidine and chlorpheniramine in the treatment of chronic idiopathic urticaria: a multi-centre randomized double-blind study. *Brit J Dermatol* 1987;117(1):81-8.
- w497** Commens CA et al. Cimetidine in chronic idiopathic urticaria: a randomized double-blind study. *Brit J Dermatol* 1978;99(6):675-9.
- w498** Cook J et al. Lack of effect of H2 blockade in chronic urticaria. *Brit J Dermatol* 1979;101(Suppl.):2.
- w499** Palmer RH et al. Cimetidine QID and BID in rapid heartburn relief and healing of lesions in gastroesophageal reflux disease. *Clin Ther* 1993;15(6):994-1001.
- w500** Sitsen JM et al. Concomitant use of mirtazapine and cimetidine: a drug-drug interaction study in healthy male subjects. *Eur J Clin Pharmacol* 2000;56(5):389-94.
- w501** Powell-Jackson P et al. Effect of cimetidine in symptomatic gastro-oesophageal reflux. *Lancet* 1978;2(8099):1068-9.
- w502** Wesdorp E et al. Oral cimetidine in reflux esophagitis: a double blind controlled trial. *Gastroenterology* 1978;74(5 Pt 1):821-4.
- w503** Palmer RH et al. Cimetidine 800mg twice daily for healing erosions and ulcers in gastroesophageal reflux disease. *J Clin Gastroenterol* 1990;12(Suppl.):29-34.
- w504** Fitzpatrick WJ et al. Ileal resection: effect of cimetidine and taurine on intrajejunal bile acid precipitation and lipid solubilisation. *Gut* 1986;27(1):66-72.
- w505** Matthews CAN et al. The effect of H1 and H2 histamine antagonists on symptomatic dermatographism. *Brit J Dermatol* 1979;101:57-61.
- w506** Jameson MB et al. A randomized, placebo-controlled, double-blind phase II trial of peri-operative cimetidine in early colorectal cancer. *Journal of Clinical Oncology Conference*. 2014;32(3 SUPPL. 1).
- w507** Baglioni A et al. Famotidine versus placebo in prevention of the recurrence of duodenal ulcer disease. A multicenter study in Germany, Austria and Italy. *Z Gastroenterol* 1985;23(12):665-9. [German]
- w508** Berlin RG et al. Nocturnal therapy with famotidine for 1 year is effective in preventing relapse of gastric ulcer. *Aliment Pharm Therap* 1991;5(2):161-71.
- w509** Texter EC et al. Maintenance therapy of duodenal ulcer with famotidine. A multicenter United States study. *Am J Med* 1986;81(4B):25-32.
- w510** Zaterka S et al. Famotidine in the short and long-term treatment of duodenal ulcer. *Acta Gastroenterologica Latinoamericana* 1988;18(2):115-21. [Spanish].
- w511** Hongo M et al. A randomized, double-blind, placebo-controlled clinical study of the histamine H2-receptor antagonist famotidine in Japanese patients with nonerosive reflux disease. *J Gastroenterol* 2008;43(6):448-56.
- w512** Taha AS et al. Famotidine for the prevention of peptic ulcers and oesophagitis in patients taking low-dose aspirin (FAMOUS): a phase III, randomised, double-blind, placebo-controlled trial. *Lancet* 2009;374:119-25.
- w513** Taha AS et al. Famotidine for the prevention of gastric and duodenal ulcers caused by non-steroidal anti-inflammatory drugs. *New Engl J Med* 1996;334(22):1435-9.
- w514** Kato M et al. Randomized, double-blind, placebo-controlled crossover trial of famotidine in patients with functional dyspepsia. *Aliment Pharm Therap* 2005;21(Suppl.2):27-31.
- w515** Poyurovsky M et al. The effect of famotidine addition on olanzapine-induced weight gain in first-episode schizophrenia patients: A double-blind placebo-controlled pilot study. *Eur Neuropsychopharm* 2003;14(4):332-6.
- w516** Schwartz JI et al. Novel oral medication delivery system for famotidine. *J Clin Pharmacol* 1995;35(4):362-7.
- w517** Robinson M et al. Famotidine (20mg) b.d. relieves gastroesophageal reflux symptoms in patients without erosive oesophagitis. *Famotidine/GERD Investigation Group. Aliment Pharm Therap* 1991;5(6):631-43.
- w518** Simon TJ et al. Randomized, placebo-controlled comparison of famotidine 20mg b.d. or 40mg b.d. in patients with erosive oesophagitis. *Aliment Pharm Therap* 1994;8(1):71-9.
- w519** Simon TJ et al. Acid suppression by famotidine 20mg twice daily or 40mg twice daily in preventing relapse of endoscopic recurrence of erosive esophagitis. *Clin Ther* 1995;17(6):1147-56.
- w520** Simon TJ et al. Effect of normalization of esophageal acid reflux time on recurrence of erosive esophagitis: Randomized, placebo-controlled trial of two doses of famotidine. *Curr Ther Res Clin E* 1996;57(1):16-25.
- w521** Liu CC et al. Maintenance treatment is not necessary after *Helicobacter pylori* eradication and healing of bleeding peptic ulcer: a 5-year prospective, randomized, controlled study. *Arch Intern Med* 2003;163(17):2020-4.
- w522** Sabesin SM et al. Famotidine relieves symptoms of gastroesophageal reflux disease and heals erosions and ulcerations: Results of a multicenter, placebo-controlled, dose-ranging study. *Arch Intern Med* 1991;151(12):2394-400.
- w523** Ohara S et al. Efficacy evaluation of lafutidine for mild reflux esophagitis in Japanese patients. *J Jpn Soc Gastroenterol* 2010;107(4):588-97. [Japanese]
- w524** Ohara S et al. A double-blind, controlled study comparing lafutidine with placebo and famotidine in Japanese patients with mild reflux esophagitis. *J Gastroenterol* 2010;45(12):1219-27.
- w525** Hsu P.I et al. (2015). Can famotidine prevent recurrent peptic ulcer in platelet ADP-receptor antagonist users?—a randomized-controlled, double-blind, and double-dummy trial. *J Gastroenterol Hepatol* 30;153.
- w526** Hsu PI. Can histamine-2 receptor antagonist prevent recurrent peptic ulcer in thienopyridine users? *J Gastroenterol Hepatol*. 2013;28:64.
- w527** Laine L, Kivitz AJ, Bello AE, Grahm AY, Schiff MH, Taha AS. Double-blind randomized trials of single-tablet ibuprofen/high-dose famotidine vs. ibuprofen alone for reduction of gastric and duodenal ulcers. *American Journal of Gastroenterology*. 2012;107(3):379-86.
- w528** Hudson N et al. Famotidine for healing and maintenance in nonsteroidal anti-inflammatory drug-associated gastroduodenal ulceration. *Gastroenterology* 1997;112(6):1817-22.
- w529** Marrero JM et al. Effect of famotidine on oesophageal sensitivity in gastro-oesophageal reflux disease. *Gut* 1994;35(4):447-50.
- w530** Mestre TA et al. A pilot study evaluating the histamine H2 antagonist, famotidine, for levodopa-induced dyskinesia in Parkinson's disease. *Mov Disord* 2014;29:S250-S1.
- w531** Meskanen K et al. A randomized clinical trial of histamine 2 receptor antagonism in treatment-resistant schizophrenia. *J Clin Psychopharmacol* 2013;33(4):472-8.
- w532** Namikawa T et al. Feasibility study of supportive care using lafutidine, a histamine H2 receptor antagonist, to prevent gastrointestinal toxicity during chemotherapy for gastric cancer. *Anticancer Research* 2014;34(12):7297-301.
- w533** Kato M et al. Lafutidine prevents low-dose aspirin and loxoprofen induced gastric injury: a randomized, double-blinded, placebo controlled study. *J Gastroenterol Hepatol*. 2010;25(10):1631-5.
- w534** Carlson MC et al. H2 histamine receptor blockade in the treatment of Alzheimer disease: a randomized, double-blind, placebo-controlled trial of nizatidine. *Alz Dis Assoc Dis* 2002;16(1):24-30.
- w535** Cerulli MA et al. Nizatidine as maintenance therapy of duodenal ulcer disease in remission. *Scand J Gastroenterol* 1987;136(Suppl.):79-83.
- w536** Rampal P et al. A quality of life study in five hundred and eighty-one duodenal ulcer patients. Maintenance versus intermittent treatment with nizatidine. *Scand J Gastroenterol* 1994;206(Suppl.):44-51.
- w537** Di Mario F et al. Nizatidine 150mg at night in the prophylaxis of gastric ulcer relapse: a 12-month prospective, randomized, double-blind multicentre study versus placebo. *Eur J Gastroen Hepat* 1993;5(2):97-102.
- w538** Levine LR et al. Nizatidine prevents peptic ulceration in high-risk patients taking nonsteroidal anti-inflammatory drugs. *Arch Intern Med* 1993;153(21):2449-54.
- w539** Cavazzoni P et al. Nizatidine for prevention of weight gain with olanzapine: A double-blind placebo-controlled trial. *Eur Neuropsychopharm* 2003;13(2):81-5.
- w540** Dammann HG et al. Effective prevention of piroxicam-induced lesions of the gastric mucosa with nizatidine. *Z Gastroenterol* 1990;28(2):94-6. [German]
- w541** Hansen JM et al. Placebo-controlled trial of cisapride and nizatidine in unselected patients with functional dyspepsia. *Am J Gastroenterol* 1998;93(3):368-74.
- w542** Cloud ML et al. Nizatidine versus placebo in gastroesophageal reflux disease: a 12-week, multicenter, randomized, double-blind study. *Am J Gastroenterol* 1991;86(12):1735-42.
- w543** Atmaca M et al. Nizatidine treatment and its relationship with leptin levels in patients with olanzapine-induced weight gain. *Hum Psychopharm* 2003;18(6):457-61.
- w544** Atmaca M et al. Nizatidine for the treatment of patients with quetiapine-induced weight gain. *Hum Psychopharm* 2004;19(1):37-40.
- w545** Cloud ML et al. Nizatidine versus placebo in gastroesophageal reflux disease. A six-week, multicenter, randomized, double-blind comparison. *Digest Dis Sci* 1992;37(6):865-74.
- w546** Dobrilla G et al. Treatment of erosive reflux oesophagitis: a double-blind multicentre trial with nizatidine 300mg b.i.d. versus placebo. *Ital J Gastroenterol* 1992;24(6):338-41.
- w547** Koskenpato J et al. Nizatidine and gastric emptying in functional dyspepsia. *Digest Dis Sci* 2008;53(2):352-7.
- w548** Quik RF et al. A comparison of two doses of nizatidine versus placebo in the treatment of reflux oesophagitis. *Aliment Pharm Therap* 1990;4(2):201-11.
- w549** Cloud ML et al. Healing and recurrence of active duodenal ulcer with nizatidine. *Clin Pharmacol Ther* 1989;46(3):310-6.
- w550** Assuncao SS et al. Weight gain management in patients with schizophrenia during treatment with olanzapine in association with nizatidine.[Erratum appears in *Rev Bras Psiquiatr*. 2007;29(1):v]. *Revista Brasileira de Psiquiatria* 2006;28(4):270-6.
- w551** Guerreiro S et al. [Prospective study of duodenal ulcer. Analysis of prognostic factors]. *Acta Med Port* 1991;4(4):191-7. [Portuguese]
- w552** Murakami K et al. Maintenance therapy with H2-receptor antagonist until assessment of *Helicobacter pylori* eradication can reduce recurrence of peptic ulcer after successful eradication of the organism: prospective randomized controlled trial. *J Gastroen Hepatol* 2006;21(6):1048-53.
- w553** Vakil N et al. The effect of over-the-counter ranitidine 75mg on night-time heartburn in patients with erosive oesophagitis on daily proton pump inhibitor maintenance therapy. *Aliment Pharm Therap* 2006;23(5):649-53.
- w554** Mignon M et al. Intermittent treatment or prevention of recurrence in duodenal ulcer disease? A controlled, double-blind study with one-a-day ranitidine 150 mg for one year. *Gastroen Clin Biol* 1990;14(10):732-8. [French]
- w555** Andrade EO et al. Controlled study of ranitidine for prevention of recurrent duodenal ulcer. *Rev Gastro-ent Mex* 1997;62(2):94-7. [Spanish]
- w556** Kang JY et al. Dietary supplementation with pectin in the maintenance treatment of duodenal ulcer. A controlled study. *Scand J Gastroenterol* 1988;23(1):95-9.

## References for trials listed in Webtables 1-7

- w557** Piai G et al. The influence of severe bulb deformity on duodenal ulcer relapse. *Hepato-Gastroenterol* 1990;37(1):131-4.
- w558** Van Deventer GM et al. A randomized study of maintenance therapy with ranitidine to prevent the recurrence of duodenal ulcer. *New Engl J Med* 1989;320(17):1113-9.
- w559** Kozarek R et al. Maintenance therapy with ranitidine following healing of acute duodenal ulcer. *Curr Ther Res Clin E* 1985;38(2):341-51.
- w560** Alstead EM et al. Ranitidine in the prevention of gastric and duodenal ulcer relapse. *Gut* 1983;24(5):418-20.
- w561** Koelz HR et al. Healing and relapse of reflux esophagitis during treatment with ranitidine. *Gastroenterology* 1986;91(5):1198-205.
- w562** Boyd EJS et al. Safety of ranitidine maintenance treatment of duodenal ulcer. *Scand J Gastroentero* 1984;19(3):394-400.
- w563** Di Mario F et al. Ranitidine in long-term duodenal ulcer treatment: a multicentre trial. *Digestion* 1982;24(4):260-3.
- w564** Dawson J et al. Effect of ranitidine and cimetidine on gastric ulcer healing and recurrence. *Scand J Gastroentero* 1984;19(5):665-8.
- w565** Di Mario F et al. Long-term treatment of patients with gastric ulcer: Sucralfate versus ranitidine versus no treatment: An interim report at the end of year 1 of a 3-year multicenter. *Curr Ther Res Clin E* 1994;55(9):1117-25.
- w566** Jensen DM et al. A controlled study of ranitidine for the prevention of recurrent haemorrhage from duodenal ulcer. *New Engl J Med* 1994;330(6):382-6.
- w567** Mones J et al. Helicobacter pylori eradication versus one-year maintenance therapy: effect on relapse and gastritis outcome. *Revista Espanola de Enfermedades Digestivas* 2001;93(6):372-89. [Spanish]
- w568** Murray WR et al. Maintenance Ranitidine Treatment after Haemorrhage from a Duodenal Ulcer. A 3-year Study. *Scand J Gastroentero* 1987;23(2):183-7.
- w569** Mekel RC et al. Prevention of duodenal ulcer relapse with ranitidine. *S Afr Med J* 1985;6:385-6.
- w570** Sue SO et al. Effectiveness of ranitidine 150 mg at bedtime as maintenance therapy for healed gastric ulcers. *Clin Ther* 1996;18(6):1175-83.
- w571** Jorde R et al. Ranitidine 150mg at night in the prevention of gastric ulcer relapse. *Gut* 1987;28(4):460-3.
- w572** Ruzsniowski P et al. Two year maintenance treatment of duodenal ulcer disease with ranitidine 150mg: a prospective multicentre randomised study. GEMUD (Groupe d'Etude de la Maladie Ulcereuse Duodenale). *Gut* 1993;34(12):1662-5.
- w573** Manes G et al. Increased risk for Helicobacter pylori recurrence by continuous acid suppression: a randomized controlled study. *Ital J Gastroenterol* 1998;30(1):28-33.
- w574** Zdrenghea D et al. The effect of simvastatin associated with ranitidine and alcohol upon serum lipids. *Romanian Journal of Internal Medicine* 2004;42(1):143-8.
- w575** Hovdenak N et al. Drug prophylaxis in duodenal ulcer disease. A placebo-controlled trial with ranitidine. *Tidsskrift for den Norske Laegeforening* 1987;107(1):29-30. [Norwegian]
- w576** Villalobos JJ et al. The recurrence of duodenal ulcer in patients undergoing treatment with ranitidine and placebo. A multicenter study. *Revista de Gastroenterologia de Mexico* 1991;56(2):65-9. [Spanish]
- w577** Mehta VS et al. Role of ranitidine in negative symptoms of schizophrenia--an open label study. *Asian Journal of Psychiatry*. 2014;12:150-4.
- w578** Tamura S et al. Prospective randomized study on the effect of ranitidine against injection ulcer after endoscopic injection sclerotherapy for esophageal varices. *Am J Gastroenterol* 1991;86(4):477-80.
- w579** Penston JG et al. A placebo-controlled investigation of duodenal ulcer recurrence after withdrawal of long-term treatment with ranitidine. *Aliment Pharm Therap* 1993;7(3):259-65.
- w580** Ehsanullah RSB et al. Prevention of gastroduodenal damage induced by non-steroidal anti-inflammatory drugs: controlled trial of ranitidine. *Brit Med J* 1988;297(6655):1017-21.
- w581** Robinson MG et al. Effect of ranitidine on gastroduodenal mucosal damage induced by nonsteroidal anti-inflammatory drugs. *Digest Dis Sci* 1989;34(3):424-8.
- w582** Van Groenendaal JH et al. The effect of ranitidine on NSAID related dyspeptic symptoms with and without peptic ulcer disease of patients with rheumatoid arthritis and osteoarthritis. *Clin Rheumatol* 1996;15(5):450-6.
- w583** Robinson M et al. Ranitidine prevents duodenal ulcers associated with non-steroidal anti-inflammatory drug therapy. *Aliment Pharm Therap* 1991;5(2):143-50.
- w584** Swift GL et al. Effect of ranitidine on gastroduodenal mucosal damage in patients on long-term non-steroidal anti-inflammatory drugs. *Digestion* 1989;44(2):86-94.
- w585** Berkowitz JM et al. Ranitidine protects against gastroduodenal mucosal damage associated with chronic aspirin therapy. *Arch Intern Med* 1987;147(12):2137-9.
- w586** Nielsen HJ et al. The effect of ranitidine on long-term survival in primary colorectal cancer. A 40 months interim analysis. *GI Can* 1998;2(3):227-33.
- w587** Muller P et al. High-dose ranitidine protects completely stomach and duodenum against piroxicam. An endoscopic double-blind pilot-study. *Z Gastroenterol* 1992;30(12):851-3. [German]
- w588** Muller P et al. Protection from gastroduodenal adverse effects of acetylsalicylic acid with ranitidine. An endoscopic controlled double-blind study of healthy subjects. *Arzneimittel-Forsch* 1991;41(6):638-9. [German]
- w589** Nervi M et al. Usefulness of ranitidine in the treatment of esophagitis caused by gastro-esophageal acid reflux. *Min Diet Gastroent* 1989;35(3):195-9. [Italian]
- w590** Rush DR et al. Clinical effectiveness and quality of life with ranitidine vs placebo in gastroesophageal reflux disease patients: A clinical experience network (CEN) study. *J Fam Practice* 1995;41(2):126-36.
- w591** Kar P et al. Ranitidine versus placebo: A double-blind trial in the management of reflux esophagitis. *Curr Ther Res Clin E* 1990;47(4):731-4.
- w592** Yanagawa A et al. Prophylactic efficacy of the H2-blocker ranitidine against gastroduodenal lesions caused by non-steroidal anti-inflammatory drugs (NSAIDs): Controlled trial study. *Jpn J Rheum* 1991;3(4):275-87.
- w593** Alberts DS et al. Lack of ranitidine effects on cyclophosphamide bone marrow toxicity or metabolism: A placebo-controlled clinical trial. *J Natl Cancer I* 1991;83(23):1739-43.
- w594** Yanagawa A et al. Prophylactic efficacy of ranitidine against gastroduodenal mucosal damage from non-steroidal anti-inflammatory drugs: A randomized placebo-controlled study. *Round Table Series - Roy Soc Med* 1990;(21):97-103.
- w595** Muller P et al. Protective effects of ranitidine in stomach and duodenum against piroxicam. An endoscopically controlled double-blind study. *Arzneimittel-Forsch* 1992;42(12):1492-4. [German]
- w596** Simon B et al. Ranitidine in the therapy of NSAID-induced gastroduodenal lesions. Results of a randomized, placebo-controlled, double-blind study in patients with rheumatic diseases. *Scand J Gastroentero* 1988;23(154)(Suppl.):18-21.
- w597** Primrose JN et al. A prospective randomised controlled study of the use of ranitidine in patients with gastric cancer. *Gut* 1998;42(1):17-9.
- w598** Berenson M et al. Effect of Smoking in a controlled study of ranitidine treatment in Gastroesophageal reflux Disease. *J Clin Gastroenterol* 1987;(5):499-503.
- w599** Robinson MG et al. Do endoscopic findings influence response to H2 antagonist therapy for gastroesophageal reflux disease? *Am J Gastroenterol* 1987;82(6):519-22.
- w600** Saunders JH et al. Dyspepsia: Incidence of non-ulcer disease in a controlled trial of ranitidine in general practice. *Brit Med J* 1986;292(6521):665-8.
- w601** Hendel L et al. Long-term ranitidine in progressive systemic sclerosis (scleroderma) with gastroesophageal reflux. *Scand J Gastroentero* 1986;21(7):799-805.
- w602** Johansson K-E et al. Double-blind crossover study of ranitidine and placebo in gastro-oesophageal reflux disease. *Scand J Gastroentero* 1986;21(7):769-78.
- w603** Muller P et al. Ranitidine in the treatment of non-ulcer dyspepsia. A placebo-controlled study in the Federal Republic of Germany. *Arzneimittel-Forsch* 1994;44(10):1130-2. [German]
- w604** Hegarty JH et al. Prevention de la recurrence de l'oesophagite de reflux. Etude controlee par placebo sur la ranitidine 150mg b.i.d. et 300mg b.i.d. *Can J Gastroenterol* 1997;11(1):83-8. [French]
- w605** Gustavsson S et al. Reflux esophagitis: assessment of therapy effects and observer variation by video documentation of endoscopy findings. *Scand J Gastroentero* 1987;22(5):585-91.
- w606** Fullarton GM et al. The effect of H2-blockade on plasma gastrin concentration in patients with an achlorhydric stomach. *Aliment Pharm Therap* 1992;6(5):557-63.
- w607** Hallerback B et al. Gastro-oesophageal reflux symptoms-clinical findings and effect of ranitidine treatment. *Eur J Surg* 1998;583(Suppl.):6-13.
- w608** Orlowski T et al. The influence of the H-2 receptor antagonist ranitidine on cadaver kidney allograft function. *Int Urol Nephrol* 1986;18(2):205-10.
- w609** Olubuyide IO et al. Non-ulcer dyspepsia in Nigerians clinical and therapeutic results. *Scand J Gastroentero* 1986;124(Suppl.):83-7.
- w610** Sherbaniuk R et al. Ranitidine in the treatment of symptomatic gastroesophageal reflux. *Clin Res* 1984;30(2):289A.
- w611** Nielsen HJ et al. The effect of ranitidine on post-operative infectious complications after elective colorectal surgery. *GI Cancer* 1999;3(2):87-95.
- w612** Wotherspoon HA et al. Randomized controlled trial of an H2-receptor antagonist in gastric cancer. *Brit J Surg* 1997;84(8):1168-9.
- w613** Tan CC et al. Ranitidine reduces phosphate binding in dialysis patients receiving calcium carbonate. *Nephrol Dial Transpl* 1996;11(5):851-3.
- w614** Smith AD et al. Dyspepsia on withdrawal of ranitidine in previously asymptomatic volunteers. *Am J Gastroenterol* 1999;94(5):1209-13.
- w615** Singh K et al. Impact of ranitidine on prognosis after simple closure of perforated duodenal ulcer. *Trop Gastroentero* 1999;20(2):90-2.
- w616** Goy JA et al. Ranitidine and placebo in the treatment of reflux oesophagitis. A double-blind randomized trial. *Med J Australia* 1983;2(11):558-61.
- w617** Wallace MH et al. Randomized, placebo-controlled trial of gastric acid-lowering therapy on duodenal polyposis and relative adduct labeling in familial adenomatous polyposis. *Dis Colon Rectum* 2001;44(11):1585-9.
- w618** Czapa K et al. Ranitidine reduces aluminium toxicity in patients with renal failure. *Nephrol Dial Transpl* 1992; 7:1246-8.
- w619** Hadi S et al. Clinical investigation of ranitidine in patients with gastritis. *Clin Ther* 1989;11(5):590-4.
- w620** Farup PG et al. Ranitidine effectively relieves symptoms in a subset of patients with functional dyspepsia. *Scand J Gastroentero* 1997;32(8):755-9.
- w621** Wedorp IC et al. Treatment of reflux oesophagitis with ranitidine. *Gut* 1983;24(10):921-4.
- w622** Muller P et al. Ranitidine protects the human stomach and duodenal mucosa against low-dose acetylsalicylic acid. *Zeitschrift fur Gastroenterologie* 1989;27(12):722-4. [German]
- w623** Simon B et al. Clinical studies on acid inhibition by ranitidine under simultaneously administered pentagastrin. *Arzneimittel-Forsch* 1992;42(2):133-5. [German]

## References for trials listed in Webtables 1-7

- w624** Elizalde RO et al. Reflux esophagitis peptic ulcer duodenal and gastric treatment with ranitidine. Preliminary report of double-blind multi-institutional study. *Invest Med Int* 1983;10(1):3-6. [Spanish]
- w625** Metzneroth H et al. Prevention of ossification after total hip endoprosthesis with indomethacin and its effect on gastric mucosa. *Zeitschrift für Orthopädie und Ihre Grenzgebiete* 1991;129(2):178-82. [German]
- w626** Lopez-Mato A et al. Randomized, open label study on the use of ranitidine at different doses for the management of weight gain associated with olanzapine administration. *Vertex: Revista Argentina de Psiquiatria* 2003;14(52):85-96. [Spanish]
- w627** Zonneveld IM et al. Ranitidine does not affect psoriasis: A multicenter, double-blind, placebo-controlled study. *J Am Acad Dermatol* 1997;36(6):932-4.
- w628** Grove O et al. Ranitidine and high-dose antacid in reflux oesophagitis. A randomized, placebo-controlled trial. *Scand J Gastroenterol* 1985;20(4):457-61.
- w629** Corinaldesi R et al. Patients with duodenitis have gastric secretory and motor functions like those of duodenal ulcer patients: Results of a short-term treatment with ranitidine. *J Clin Gastroenterol* 1991;13(3):296-302.
- w630** Hine KR et al. Ranitidine in reflux oesophagitis. A double-blind placebo-controlled study. *Digestion* 1984;29(2):119-23.
- w631** Ideo G et al. Nadolol can prevent the first gastrointestinal bleeding in cirrhotics: a prospective, randomized study. *Hepatology* 1988;8(1):6-9.
- w632** Farup PG et al. Long-term treatment with 300 mg ranitidine once daily after dilatation of peptic oesophageal strictures. *Scand J Gastroenterol* 1992;27(7):594-8.
- w633** Lehtola J et al. Ranitidine, 150mg three times a day, in the treatment of reflux oesophagitis. A placebo-controlled, double-blind study. *Scand J Gastroenterol* 1986;21(2):175-80.
- w634** Wilder-Smith CH et al. Tolerance to oral H2-receptor antagonists. *Digest Dis Sci* 1990;35(8):976-83.
- w635** Ten Wolde S et al. High-dose ranitidine for the prevention of recurrent peptic ulcer disease in rheumatoid arthritis patients taking NSAIDs. *Aliment Pharm Therap* 1996;10(3):347-51.
- w636** King J et al. A randomised placebo control double-blind trial of ranitidine in patients with colorectal hepatic metastases: Survival advantage in patients with poor cell mediated immunity. *Gastrointest Oncol* 2002;4(1):39-44.
- w637** Veien NK et al. Ranitidine treatment of hand eczema in patients with atopic dermatitis: A double-blind, placebo-controlled trial. *J Am Acad Dermatol* 1995;32(6):1056-7.
- w638** Euler AR et al. Ranitidine is effective therapy for erosive esophagitis. *Am J Gastroenterol* 1993;88(4):520-4.
- w639** Cetin L et al. High-dose ranitidine is ineffective in the treatment of psoriasis. *Brit J Dermatol* 1997;137(6):1021-2.
- w640** Jurlander J et al. Improved vaccination response during ranitidine treatment, and increased plasma histamine concentrations, in patients with B cell chronic lymphocytic leukemia. *Leukemia* 1995;9(11):1902-9.
- w641** Nielson HJ et al. Ranitidine improves certain cellular immune responses in asymptomatic HIV-infected individuals. *J Acq Immun Def Synd* 1991;4(6):577-84.
- w642** Nielsen HJ et al. The effect of ranitidine on cellular immunity in patients with multiple myeloma. *Cancer Immunol Immun* 1990;32(3):201-5.
- w643** Roufail W et al. Ranitidine for erosive oesophagitis: a double-blind, placebo-controlled study. *Glaxo Erosive Esophagitis Study Group. Aliment Pharm Therap* 1992;6(5):597-607.
- w644** Silver MT et al. Ranitidine 300mg twice daily and 150mg four-times daily are effective in healing erosive oesophagitis. *Aliment Pharm Therap* 1996;10(3):373-80.
- w645** Bartlett JA et al. A placebo-controlled trial of ranitidine in patients with early human immunodeficiency virus infection. *J Infect Dis* 1998;177(1):231-4.
- w646** Vendelbo Johansen L et al. Infectious mononucleosis treated by an antihistamine: a comparison of the efficacy of ranitidine (Zantac) vs placebo in the treatment of infectious mononucleosis. *Clin Orthop Relat R* 1997;22(2):123-5.
- w647** Tefera S et al. Bismuth-based combination therapy for Helicobacter pylori-associated peptic ulcer disease (metronidazole for eradication, ranitidine for pain). *Am J Gastroenterol* 1996;91(5):935-41.
- w648** Ranjbar F et al. The effect of ranitidine on olanzapine-induced weight gain. *Biomed Res Int* 2013;2013:639391.
- w649** Chen ZQ. Influence of Ranitidine on gastrointestinal hemorrhage and thrombosis caused by dual antiplatelet therapy after PCI in patients with coronary heart disease. *Cardiology*. 2010;117:48-9.
- w650** Simon B et al. 75 mg roxatidine nocte protects human gastric mucosa against 300 mg acetylsalicylic acid nocte. *Z Gastroenterol* 1991;29(11):599-601. [German]
- w651** The European Cooperative Roxatidine Study Group. Roxatidine acetate as maintenance treatment for patients with peptic ulcer disease. *Verdauungskrankheiten* 1991;9(6):231-8. [German]
- w652** Dammann HG et al. The comparison of extemporaneous preparations of omeprazole, pantoprazole oral suspension and intravenous pantoprazole on the gastric pH of critically ill-patients. *Arzneimittel Forsch* 1995; 45(8):880-882.[German]
- w653** Muller P et al. Comparison of the protective effects of roxatidine and misoprostol on diclofenac gastroduodenal pathology. An endoscopic, controlled study of volunteers. *Arzneimittel Forsch* 1994;44(10):1127-9. [German]
- w654** Lassman H.B et al. 1988 The pharmacodynamics and pharmacokinetics of multiple doses of the new H2-receptor antagonist, roxatidine acetate, in healthy men. *Drugs* 35(Suppl. 3):53-64.
- w655** Braverman AJ et al. Dose validation and study design criteria in current cimetidine studies. *Clin Ther* 1986;8(Suppl):49-56.
- w656** Young MD et al. Determining the optimal dosage regimen for H2-receptor antagonist therapy-a dose validation approach. *Aliment Pharm Therap* 1989;3(1):47-57.
- w657** Domschke W et al. Kinetics of duodenal ulcer healing: effect of treatment with cimetidine. *Acta Hep-Gastroenterol* 1976;23(6):441-3.
- w658** Frank WO et al. Once-daily bedtime dosing regimen of cimetidine in the treatment of gastric ulcer. *Clin Ther* 1989;11(5):595-603.
- w659** Bodemar G et al. Cimetidine in the treatment of active duodenal and prepyloric ulcers. *Lancet* 1976;2(7978):161-4.
- w660** Frank WO et al. Acute treatment of benign gastric ulcer with once-daily bedtime dosing of cimetidine compared with placebo. *Aliment Pharm Therap* 1989;3(6):573-84.
- w661** Mosci AS et al. Relationship between Sakita endoscopic stage and duration of treatment for duodenal ulcer healing. *Braz J Med Biol Res* 1989;22(10):1219-23.
- w662** Tay HH et al. Twice daily cimetidine in the initial treatment of chronic gastric ulcer-a double-blind placebo-controlled trial. *Med J Malaysia* 1988;43(2):181-5.
- w663** Moshal MG et al. Treatment of duodenal ulcers with cimetidine. *S Afr Med J* 1977;19:760-3.
- w664** Hoffenberg P et al. Comparative treatment of gastric ulcer with pirenzepin, cimetidine and placebo. *Revista Medica de Chile* 1985;113(6):537-40. [Spanish]
- w665** Isenberg J et al. Double-blind comparisons of cimetidine and low-dose antacid versus placebo in the healing of benign gastric ulcer. *Gastroenterology* 1982;82(5 II):1090.
- w666** Hentschel E et al. Therapy of duodenal and prepyloric ulcers with cimetidine (author's transl). *Wien Klin Wochenschr* 1979;91(2):53-7. [German]
- w667** Garbol J et al. A controlled trial of cimetidine (Tagamet) in the treatment of stomach ulcer. *Ugeskrift for Laeger* 1979;141(48):3301-3. [Danish]
- w668** Tarnok F et al. Comparative study of the effects of placebo, atropine, cimetidine and carbenoxolone on patients with duodenal ulcer. *Orvosi Hetilap* 1980;121(26):1567-70. [Hungarian]
- w669** Peter P et al. Cimetidine in the treatment of duodenal ulcer (author's transl). *Deut Med Wschr* 1978;103(29):1163-6. [German]
- w670** Fica V et al. Comparative study of the efficacy of ranitidine, cimetidine (Asiloc), De-Nol and spirulina in the treatment of gastric and duodenal ulcer. *Rev Med Int, Neuro, Psi, Neuro, Derm-Ven* 1987;Medicina(1):21-35. [Romanian]
- w671** Bongiorno A et al. Cimetidine, pirenzepine, trithiozine in duodenal ulcer: Blind study versus placebo. *Curr Ther Res Clin E* 1983;34(4 II):718-27.
- w672** Marini U et al. A double blind trial of cimetidine and fentonium bromide, alone or combined, in the healing of duodenal ulceration. *Curr Ther Res Clin E* 1980;27(2):239-46.
- w673** Mazure PA et al. Cimetidine in active duodenal ulcer. *Curr Ther Res Clin E* 1980;27(4):601-7.
- w674** Lam SK et al. Accurate prediction of duodenal ulcer healing rate by discriminant analysis. *Gastroenterology* 1983;85(2):403-12.
- w675** Dobrilla G et al. Pirenzepine and cimetidine in the short-term treatment of duodenal ulcer: A vs-placebo endoscopic controlled trial. *Curr Ther Res Clin E* 1980;28(3 I):371-6.
- w676** Danielsson A et al. The relationship between active peptic ulcer, endoscopic duodenitis and symptomatic state after treatment with cimetidine. *Ann Clin Res* 1980;12(1):5-12.
- w677** Strom M et al. Antacid/anticholinergic, cimetidine, and placebo in treatment of active peptic ulcers. *Scand J Gastroenterol* 1981;16(5):593-602.
- w678** Corinaldesi R et al. Evaluation of basal and pentagastrin stimulated gastric secretion after treatment withdrawal opposite to a placebo therapy. *Policlinico - Sezione Medica* 1980;87(3):246-50. [Italian]
- w679** Johannessen T et al. 1- and 4-week cimetidine treatment for duodenal ulcer. *Scand J Gastroenterol* 1986;21(6):701-4.
- w680** Frost F et al. Cimetidine in patients with gastric ulcer: a multicentre controlled trial. *Brit Med J* 1977;2(6090):795-7.
- w681** Giger M et al. Therapy of duodenal ulcer with cimetidine, pirenzepine and placebo: report on a double-blind randomized study. *Schweiz Med Wschr* 1979;16:617-8. [German]
- w682** Ciclitira PJ et al. Double-blind controlled trial of cimetidine in the healing of gastric ulcer. *Gut* 1977;20(8):730-4.
- w683** Bianchi Porro G et al. Pirenzepine versus cimetidine in duodenal ulcer. A double-blind, placebo-controlled, short-term clinical trial. *Digestion* 1982;23(2):110-5.
- w684** Buligescu L et al. The value of cimetidine in the treatment of gastroduodenal ulcer. *Medecine Interne* 1985;23(1):51-5.
- w685** Gotthard R et al. Treatment of active prepyloric and duodenal ulcers with antacid/anticholinergic, cimetidine and placebo. *Scand J Gastroenterol* 1982;75(Suppl.):86-96.
- w686** Gray GR et al. Oral cimetidine in severe duodenal ulceration. A double-blind controlled trial. *Lancet* 1977;1(8001):4-7.
- w687** Grewal GS et al. Cimetidine in treatment of duodenal ulcer: results of a short term double blind study. *J Assoc Physicians India* 1979;27(9):785-9.
- w688** Marini G et al. Endoscopic evaluation of sulglycotide on healing duodenal ulcer. A controlled double-blind trial with two dosage levels. *Clin Trials J* 1981;18(2):105-13.
- w689** Gotlieb-Jensen K et al. Occurrence of Candida in gastric ulcers. Significance for the healing process. *Gastroenterology* 1983;85(3):535-7.
- w690** Kennedy T et al. Cimetidine for recurrent ulcer after vagotomy or gastroctomy: a randomised controlled trial. *Brit Med J* 1978;1(6122):1242-3.

## References for trials listed in Webtables 1-7

- w691** Giacosa A et al. Comparison between ranitidine, cimetidine, pirenzepine and placebo in the short term treatment of duodenal ulcer. *Scand J Gastroentero* 1982;72(Suppl.):215-9.
- w692** Monnis M et al. Effects of sucralfate on gastric acid secretion and duodenal ulcer healing. *J Assoc Phys India* 1988;36(4):251-3.
- w693** Mukhtar ED et al. Double-blind comparative study of cimetidine 1gm daily and placebo in the treatment of patients with severe duodenal ulceration in the Sudan. *E Afr Med J* 1982;59(6):413-5.
- w694** Guha Mazumdar DN et al. H-2 receptor antagonist (cimetidine) in the treatment of chronic duodenal ulcer and its effect on gastric secretions. *J Assoc Phys India* 1981;29(12):999-1006.
- w695** Manousos ON et al. A double-blind study of cimetidine in patients with duodenal or gastric ulcer in Greece. *J Int Med Res* 1978;6(5):381-3.
- w696** Falaiye JM et al. A double-blind comparative study of cimetidine and placebo in adult Nigerian duodenal ulcer patients with special reference to gastroduodenal mucosal morphology and intestinal bacterial activity. *Afr J Med Medi Sci* 1979;8(1-2):61-70.
- w697** Vantini I et al. Serum fasting gastrin levels after short-term treatment with cimetidine in patients with duodenal ulcer. *Acta Hepato-Gastro* 1978;25(5):376-9.
- w698** Tytgat GN et al. Controlled trial comparing colloidal bismuth subcitrate tablets, cimetidine and placebo in the treatment of gastric ulceration. *Scand J Gastroentero* 1982;80(Suppl.):31-8.
- w699** Chen PC et al. Double-blind therapeutic trial of active duodenal ulcer disease with 'cimetidine'. *J Formos Med Assoc* 1979;78(9):777-83. [Chinese].
- w700** Zespolowa P et al. Multicentre controlled clinical trial of gastric and duodenal ulcer healing with cimetidine. *Polski Tygodnik Lekarski* 1980;35(2):61-4. [Polish]
- w701** Villalobos JJ et al. Cimetidine in the treatment of duodenal ulcer: double-blind study. *J Int Med Res* 1978;6(4):351-4.
- w702** Bardhan KD et al. Comparison of two doses of cimetidine and placebo in the treatment of duodenal ulcer: a multicentre trial. *Gut* 1979;20(1):68-74.
- w703** Patty I et al. Cimetidine and placebo-cimetidine in the treatment of patients with chronic gastric ulcer (a multiclinical randomized double-blind comparative study). *Acta Medica Hungarica* 1988;45(1):83-95. [Hungarian]
- w704** Chen PH et al. A double blind study on short-term cimetidine in the treatment of duodenal ulcer. *Taiwan i Hsueh Hui Tsa Chih - Journal of the Formosan Medical Association* 1980;79(12):1149-54.
- w705** Jensen KG et al. Cimetidine (Tagamet) in the treatment of duodenal ulcer. A controlled trial. *Ugeskrift for Laeger* 1979;141(48):3298-300. [Danish]
- w706** Gudmand-Hoyer E et al. A pragmatic trial of cimetidine in duodenal ulcer patients. *Scand J Gastroentero* 1977;12(5):611-3.
- w707** Villalobos MM et al. Ulcera gastrica: estudio doble ciego comparativo con cimetidina-placebo. *Gen* 1979;33(1):33-7. [Spanish]
- w708** Alcalá-Santaella R et al. Controlled study of the treatment of a gastroduodenal ulcer with cimetidine. *Revista Espanola de las Enfermedades del Aparato Digestivo* 1980;58(2):155-68. [Spanish]
- w709** Guelrud M et al. Efectos de los bloqueadores H2 (Cimetidina) en el tratamiento de la ulcera duodenal: estudio doble ciego multicentrico. *Gen* 1978; 32(4):451-9. [Spanish]
- w710** Matos-Villalobos M et al. Ulcera Duodenal: Tratamiento doble ciego con cimetidina-placebo. *Gen* 1979;33(1):39-42.
- w711** Gugler R et al. Cimetidine for anastomotic ulcers after partial gastrectomy. A randomized controlled trial. *N Engl J Med* 1979;301(20):1077-80.
- w712** Festen HP et al. Cimetidine in anastomotic ulceration after partial gastrectomy. *Gastroenterology* 1979;77(1):83-5.
- w713** O'Laughlin JC et al. Resistance to medical therapy of gastric ulcers in rheumatic disease patients taking aspirin. A double-blind study with cimetidine and follow-up. *Digest Dis Sci* 1982;27(11):976-80.
- w714** Graham DY et al. Healing of benign gastric ulcer: comparison of cimetidine and placebo in the United States. *Ann Intern Med* 1985;102(5):573-6.
- w715** Akdamar K et al. Cimetidine versus placebo in the treatment of benign gastric ulcer. *Gastroenterology* 1981;80(5 II):1098.
- w716** Binder HJ et al. Cimetidine in the treatment of duodenal ulcer: a multicenter double blind study. *Gastroenterology* 1978;74(2)(Pt 2):t-8.
- w717** Barbezat GO et al. Effect of prolonged cimetidine therapy on gastric acid secretion in man. *Gut* 1978;19(2):151-4.
- w718** Bank S et al. Histamine H2-receptor antagonists in the treatment of duodenal ulcers. *S Afr Med J* 1976;50:1781-5.
- w719** Dolle W et al. The effect of cimetidine on in-patients with duodenal ulcer - a double blind trial. *Acta Gastro-ent Belg* 1978;41(7-8):424-6.
- w720** Collen MJ et al. Cimetidine vs placebo in duodenal ulcer therapy. Six-week controlled double-blind investigation without any antacid therapy. *Digest Dis Sci* 1980;25(10):744-9.
- w721** Clarke AC et al. Effects of cimetidine on the healing of benign gastric ulcers. *Aust NZ J Med* 1980;10(4):430-2.
- w722** Van Deventer GM et al. Sucralfate and cimetidine as single agents and in combination for treatment of active duodenal ulcers. A double-blind, placebo-controlled trial. *Am J Med* 1985;79(2 C):39-44.
- w723** Khanna SS et al. Sucralfate in the short-term treatment of duodenal ulcer. A double-blind comparison with cimetidine and placebo. *J Assoc Phys India* 1989;37(8):503-5.
- w724** Collen M et al. Cimetidine vs. placebo in prepyloric gastric ulcer therapy. Six week controlled double blind investigation without any antacid therapy. *Acta Gastroent Latinoameri* 1980;10(3):199-202.
- w725** Englert E Jr et al. Cimetidine, antacid, and hospitalization in the treatment of benign gastric ulcer: a multicenter double blind study. *Gastroenterology* 1978;74(2:Pt 2):416-25.
- w726** Dyck WP et al. Cimetidine and placebo in the treatment of benign gastric ulcer: a multicenter double blind study. *Gastroenterology* 1978;74(2:Pt 2):410-5.
- w727** Lojudice TA et al. Cimetidine in the treatment of gastric ulcer induced by steroidal and nonsteroidal anti-inflammatory agents. *Am J Gastroenterol* 1981;75(2):104-10.
- w728** Gaon D et al. Effect of cimetidine on lactase activity in patients with duodenal ulcer. *Acta Gastroenterologica Latinoamericana* 1981;11(2):285-90. [Spanish]
- w729** Isenberg JI et al. Healing of benign gastric ulcer with low-dose antacid or cimetidine. A double-blind, randomized, placebo-controlled trial. *N Engl J Med* 1983;308:1319-24.
- w730** Landecker KD et al. Cimetidine and gastric ulcer healing: a double-blind controlled trial. *Med J Australia* 1979;2(1):43-5.
- w731** Sewing KF et al. In-patient treatment of peptic ulcer with cimetidine. II. Controlled double-blind trial on gastric ulcer patients (author's transl). *Deutsche Medizinische Wochenschrift* 1978;103(4):152-4. [German]
- w732** Davies J et al. The influence of cimetidine on peptic ulcer in patients with arthritis taking anti-inflammatory drugs. *Brit J Rheumatol* 1986;25(1):54-8.
- w733** Blackwood WS et al. Cimetidine in duodenal ulcer. Controlled trial. *Lancet* 1976;2(7978):174-6.
- w734** Machado L et al. Randomized double-blind evaluation of the treatment of gastric ulcer with cimetidine vs placebo. *GEN* 1978;32(4):461-6. [Spanish]
- w735** Simon B et al. Famotidine once-a-day in the therapy of acute, benign gastric ulcer: A worldwide experience. *J Clin Gastroenterol* 1987;9(Suppl.2):19-22.
- w736** Dammann HG et al. Famotidine: Nocturnal administration for gastric ulcer healing. Results of multicenter trials in Austria and Germany. *Digestion* 1985;32(Suppl.1):45-50.
- w737** McCullough AJ et al. Suppression of nocturnal acid secretion with famotidine accelerates gastric ulcer healing. *Gastroenterology* 1989;97(4):860-6.
- w738** Dammann HG et al. Famotidine: proven once-a-day treatment for gastric ulcer. *Scand J Gastroentero* 1987;134(Suppl.):29-33.
- w739** Gitlin N et al. A multicenter, double-blind, randomized, placebo-controlled comparison of nocturnal and twice-a-day famotidine in the treatment of active duodenal ulcer disease. *Gastroenterology* 1987;92(1):48-53.
- w740** Dammann HG et al. Accelerated healing of benign gastric ulcers with a single evening dose of famotidine. *Schweizerische Medizinische Wochenschrift* 1985;115(14):484-8. [German]
- w741** Dyck WP et al. Treatment of duodenal ulceration in the United States. *Scand J Gastroentero* 1987;136(Suppl.):47-55.
- w742** Cloud ML et al. Healing and subsequent recurrence of duodenal ulcer in a clinical trial comparing nizatidine 300-mg and 100-mg evening doses and placebo in the treatment of active duodenal ulcer. *Curr Ther Res Clin E* 1989;45(3):359-67.
- w743** Cloud ML et al. Nizatidine versus placebo in active benign gastric ulcer disease: an eight-week, multicenter, randomized, double-blind comparison. The Nizatidine Benign Gastric Ulcer Disease Study Group. *Clin Pharmacol Ther* 1992;52(3):307-13.
- w744** Eliakim R et al. The effect of nizatidine on duodenal ulcer healing and on mucosal inflammatory mediators. *Israel J Med Sci* 1994;30(10):751-6.
- w745** Levendoglu H et al. Nizatidine: a new histamine receptor blocker in the treatment of active duodenal ulcers. *Am J Gastroenterol* 1986;81(12):1167-70.
- w746** Lam SK et al. Factors influencing healing of duodenal ulcer. Control of nocturnal secretion by H2 blockade and characteristics of patients who failed to heal. *Digest Dis Sci* 1985;30(1):45-51.
- w747** Forssell H et al. Gastroduodenal ulcer healing evaluated by repetitive endoscopic determination of ulcer size in patients on ranitidine or placebo. *Curr Ther Res Clin E* 1983;33(3 I):459-65.
- w748** Dobrilla G et al. Endoscopic double-blind controlled trial of ranitidine vs placebo in the short-term treatment of duodenal ulcer. *Hepato-gastroenterol* 1981;28(1):49-52.
- w749** Berstad A et al. Treatment of duodenal ulcer with ranitidine, a new histamine H2-receptor antagonist. *Scand J Gastroentero* 1980;15(5):637-9.
- w750** Darle N et al. Ranitidine in the treatment of gastric, prepyloric and duodenal ulcer: A controlled prospective double-blind trial. *Ann Clin Res* 1984;16(1):5-9.
- w751** Darle N et al. Ranitidine in the treatment of gastric, prepyloric and duodenal ulcer: A controlled prospective double-blind trial. *Annals of Clinical Research* 1984;16(1):5-9.
- w752** Pan GZ et al. Ranitidine in the treatment of duodenal ulcer. *Chinese J Int Med* 1987;26(1):30-1. [Chinese]
- w753** Martinez RO et al. Gastroduodenal lesions in rheumatoid arthritis. Evaluation and treatment. *Acta Gastro-ent Latin* 1988;18(2):87-96. [Spanish]
- w754** Schulz TB et al. Treatment of gastric ulcer with ranitidine. *Scand J Gastroentero* 1984;19(1):119-21.
- w755** Hirschowitz BI et al. Treatment of benign chronic gastric ulcer with ranitidine. A randomized, double-blind, and placebo-controlled six week trial. *J Clin Gastroenterol* 1986;8(3 II):371-6.
- w756** Marks IN et al. Ranitidine heals duodenal ulcers. *S Afr Med J* 1982;61(5):152-4.
- w757** Lee FI et al. Comparison of twice-daily ranitidine and placebo in the treatment of duodenal ulcer - A multicentre study in the United Kingdom. *Hepato-Gastroenterol* 1982;29(3):127-9.
- w758** Hirschowitz BI et al. A multicenter study of ranitidine treatment of duodenal ulcers in the United States. *J Clin Gastroenterol* 1986;8(3 II):359-66.

## References for trials listed in Webtables 1-7

- w759** Pan G et al. Ranitidine in acute duodenal ulcer. Double blind controlled trial. *Chinese Med J-Peking* 1988;101(4):277-9.
- w760** Hirschowitz BI et al. Lessons from the U.S. Multicenter trial of ranitidine treatment for duodenal ulcer. *J Clin Gastroenterol* 1983;5(Suppl.1):115-22.
- w761** Chatterji AN et al. A double-blind and randomised placebo-controlled study of ranitidine in duodenal ulcer patients. *Hepato-gastroenterol* 1980;27(Suppl.E36):299.
- w762** Ashton MG et al. Healing of gastric ulcers after one, two, and three months of ranitidine. *Brit Med J Clin Res Ed* 1982;284(6314):467-8.
- w763** Dobrilla G et al. Placebo controlled studies with ranitidine in duodenal ulcer. *Scand J Gastroenterol* 1981;69(Suppl.):101-7.
- w764** Gibinski K et al. The treatment of duodenal and gastric ulcer with ranitidine-a controlled, multicentre clinical trial. *Deut Z Verd Stoffwech* 1982;42(2-3):64-9. [German]
- w765** Nair KV et al. Randomised double blind placebo controlled clinical trial of sucralfate and ranitidine in chronic duodenal ulcer. *J Assoc Phys India* 1990;38(3):211-2.
- w766** Nelis GF et al. Controlled trial with ranitidine in the treatment of peptic ulcer. *Neth J Med* 1982;24(6):224-8.
- w767** Moshal MG et al. Ranitidine in uncomplicated duodenal ulceration. A double-blind endoscopically controlled trial. *S Afr Med J* 1981;10:393-4.
- w768** Murray WR et al. Duodenal Ulcer Healing After Presentation with Haemorrhage. *Gut* 1986;27(11):1387-9.
- w769** Pasquali R et al. Effect of prolonged administration of ranitidine on pituitary and thyroid hormones, and their response to specific hypothalamic-releasing factors. *Clin Endocrinol* 1981;15(5):457-62.
- w770** Johnson JA et al. Ranitidine 300mg at bedtime is effective for gastric ulcers: a 12-wk, multicenter, randomized, double-blind, placebo-controlled comparison. The Ranitidine 300mg HS Gastric Ulcer Study Group. *Am J Gastroenterol* 1993;88(7):1071-5.
- w771** Tildesley G et al. Ranitidine in the treatment of gastric and duodenal ulcers associated with non-steroidal anti-inflammatory drugs. *Brit J Rheumatol* 1993;32(6):474-8.
- w772** Korman MG et al. Ranitidine in duodenal ulcer: incidence of healing and effect of smoking. *Digest Dis Sci* 1982;27(8):712-5.
- w773** Makalino AU et al. Ranitidine in the treatment of peptic ulcer. *Clin Ther* 1984;6(2):185-92.
- w774** Leroux P et al. Effect of ranitidine on healing of peptic ulcer: a 2-month study. *Am J Gastroenterol* 1983;78(4):227-30.
- w775** Mach T et al. Effectiveness and tolerance of selected Polish antacids in the therapy of duodenal ulcer disease. A placebo- and ranitidine-controlled study. *Polski Tygodnik Lekarski* 1995;50(1-35):797-800. [Polish]
- w776** Mach T et al. A clinical trial on the effect of aluminum containing antacids on the course of duodenal ulcer healing and morphology of the gastric mucosa. *Folia Medica Cracoviensia* 1995;36(1-4):3-20. [Polish]
- w777** Yap I et al. Ranitidine in the acute treatment of duodenal ulcer-a double-blind placebo-controlled trial. *Singap Med J* 1985;26(7):539-42.
- w778** Roberts DM et al. Clinical trial of ranitidine in the treatment of peptic ulcer. *Brit J Clin Pract* 1982;36(1):9-12.
- w779** Mach T et al. Low-dose antacids versus ranitidine in the short-term treatment of patients with duodenal ulcer. Endoscopic and histologic placebo-controlled study. *Materia Medica Polona* 1992;24(3):201-4. [Polish]
- w780** Dupas JL et al. Acid suppression therapy is not required after one-week anti-Helicobacter pylori triple therapy for duodenal ulcer healing. *Gastroen Clin Biol* 2000;24(6-7):638-43. [French]
- w781** Mach T et al. Effect of selected antacids on morphometric parameters of the gastric mucosa of patients with active duodenal ulcer. *Przegląd Lekarski* 1991;48(10):642-5. [Polish]
- w782** Robins AH et al. Effect of the H2-receptor antagonist ranitidine on depression and anxiety in duodenal ulcer patients. *Postgrad Med J* 1984;60:353-5.
- w783** Sheers R et al. Ranitidine and duodenal ulceration: a short-term and maintenance study. *J Roy Soc Med* 1982;75(5):323-6.
- w784** Massarraf S et al. Efficacy of tetracycline and metronidazole alone or with ranitidine on the healing of duodenal ulcer and eradication of Helicobacter pylori. A randomized controlled multicenter study. Tetra-Metro-Ran Study Group. *Arzneimittel-Forschung* 1998;48(6):686-90. [German]
- w785** Lanza FL et al. Ranitidine bismuth citrate plus clarithromycin: a dual therapy regimen for patients with duodenal ulcer. *Helicobacter* 1998;3(3):212-21.
- w786** Trautman A et al. Ranitidine in the treatment of peptic ulcer disease. *Ann Roy Coll Physic* 1981;14(3):189.
- w787** Witzel L et al. Effect of ranitidine on ulcer healing. *Gastroenterology* 1981;80(5 II):1318.
- w788** Gilinsky NH et al. A multicenter, double-blind, randomized, placebo-controlled comparison of nocturnal roxatidine in the treatment of active duodenal ulcer disease. *Am J Gastroenterol* 1992;87(7):847-53.
- w789** Darle N et al. Treatment of acute massive gastroduodenal haemorrhage with cimetidine in elderly patients. *Ann Chir Gynaecol* 1984;73(2):64-8. [French]
- w790** Siddiqi SM et al. Cimetidine in acute upper gastrointestinal bleeding. *Brit Med J* 1979;1(6168):954-5.
- w791** Stiel D et al. Cimetidine reduces the risk of rebleeding from duodenal ulcers displaying signs of recent haemorrhage. *Scand J Gastroenterol* 1984;19(6):798-801.
- w792** Zuckerman G et al. Controlled trial of medical therapy for active upper gastrointestinal bleeding and prevention of rebleeding. *Am J Med* 1984;76(3):361-6.
- w793** Teres J et al. Cimetidine in acute gastric mucosal bleeding: results of a double-blind randomized trial. *Digest Dis Sci* 1980;25(2):92-6
- w794** Carstensen HE et al. Cimetidine for severe gastroduodenal hemorrhage: A randomized controlled trial. *Scand J Gastroenterol* 1980;15(1):103-5.
- w795** Hoare AM et al. Cimetidine in bleeding peptic ulcer. *Lancet* 1979;2(8144):671-3.
- w796** Teres J et al. Cimetidine in acute gastric mucosal bleeding: results of a double-blind randomized trial. *Digest Dis Sci* 1980;25(2):92-6.
- w797** Olivero S et al. Double blind evaluation of cimetidine efficacy in stopping bleeding from gastro duodenal peptic lesions. *Minerva Chirurgica* 1981;36(19):1243-52. [Italian]
- w798** Baltas B et al. Randomized prospective trial of cimetidine in the treatment of acute upper gastrointestinal haemorrhage. *Acta Chirurgica Hungarica* 1984;25(3):147-57.
- w799** Kang JY et al. Treatment of acute upper gastro-intestinal bleeding with cimetidine. *Scot Med J* 1977;22(4):297-8.
- w800** Stadler H et al. Conservative therapy of upper gastrointestinal hemorrhage (prospective, randomized, controlled. *Wiener Medizinische Wochenschrift* 1985 536;135(21):533-4. [German]
- w801** Barer D et al. Cimetidine and tranexamic acid in the treatment of acute upper-gastrointestinal-tract bleeding. *New Engl J Med* 1983;308(26):1571-5.
- w802** Galmiche JP et al. Treatment of bleeding due to peptic ulcer with cimetidine. A double blind trial (author's transl). *Gastroen Clin Biol* 1978;2(10):771-6. [French]
- w803** Birnie GG et al. A double-blind randomized trial of cimetidine in acute upper gastrointestinal bleeding. *Scand J Gastroenterol* 1984;19(7):885-8.
- w804** La Brooy SJ et al. Controlled trial of cimetidine in upper gastrointestinal haemorrhage. *Gut* 1979;20(10):892-5.
- w805** Fullarton GM et al. Controlled study of the effects of intravenous famotidine on intragastric pH in bleeding peptic ulcers. *Aliment Pharmacol Ther* 1991;5(1):77-84.
- w806** Walt RP et al. Continuous intravenous famotidine for haemorrhage from peptic ulcer. *Lancet* 1992;340(8827):1058-62.
- w807** Gray BN et al. Controlled clinical trial of ranitidine in bleeding peptic ulcer. *Aust NZ J Surg* 1986;56(9):723-7.
- w808** Ermolov AS et al. Stress-limiting effect of zantac in duodenal ulcer bleeding. *Vop Med Khim* 1995;41(5):56-9. [Russian]
- w809** Coraggio F et al. Somatostatin and ranitidine in the control of iatrogenic haemorrhage of the upper gastrointestinal tract. *BMJ* 1984;289(6439):224.
- w810** Basso N et al. Ranitidine and somatostatin. Their effects on bleeding from the upper gastrointestinal tract. *Arch Surg-Chicago* 1986;121(7):833-5.
- w811** Stave R et al. Prevention of recurrent ulcer bleeding, a multicentre study of the effect of ranitidine and trimipramine over one year. *Scand J Gastroenterol* 1986;124(Suppl.):55-62.
- w812** Dawson J et al. Ranitidine in acute upper gastrointestinal haemorrhage. *Brit Med J Clin Res Ed* 1982;285(6340):476-7.
- w813** Murakami K et al. Influence of anti-ulcer drugs used in Japan on the result of (13)C-urea breath test for the diagnosis of Helicobacter pylori infection. *J Gastroenterol* 2003;38(10):937-41.
- w814** Thong-Ngam D et al. Effect of omeprazole, rabeprazole, and rebamipide on the accuracy of urea breath test in patients with Helicobacter pylori infection *Asian Biomedicine*. 2010;4(2):337-42.
- w815** Kojima Y, Umegaki E, Yoda Y, Nouda S, Kuramoto T, Takeuchi T, et al. Prophylactic effect of rebamipide on gastric/small-intestinal mucosal damage induced by low-dose aspirin: A prospective randomized clinical trial. *Gastrointestinal Endosc* 2012;1(1):AB259.
- w816** Stupnicki T et al. Efficacy and tolerability of pantoprazole compared with misoprostol for the prevention of NSAID-related gastrointestinal lesions and symptoms in rheumatic patients. *Digestion* 2003;68(4):198-208.
- w817** Takayama M et al. A prospective randomized controlled study of a rebamipide monotherapy in the treatment of endoscopic submucosal dissection (ESD)-induced ulcers. *J Gastroenterol and Hepatol* 2012;27:419.
- w818** Matsui, S et al. Effect of rebamipide for endoscopic submucosal dissection (ESD)-induced ulcer in early gastric cancer: A randomized controlled trial. *Gastrointestinal Endoscopy* 2012 (1):AB237.
- w819** Nakamura M et al. Increased immunoreactivity and concentration of basic fibroblast growth factor in lansoprazole-treated gastric mucosa. *J Clin Gastroenterol* 1995;21(Suppl.):9.
- w820** Song KH et al. Healing effects of rebamipide and omeprazole in Helicobacter pylori-positive gastric ulcer patients after eradication therapy: a randomized double-blind, multinational, multi-institutional comparative study. *Digestion*. 2011;84(3):221-9.
- w821** Tunggal P et al. Effect of esomeprazole versus famotidine on platelet inhibition by clopidogrel: a double-blind, randomized trial. *Am Heart J* 2011;162(5):870-4.
- w822** Ng FH et al. Eesomeprazole compared with famotidine in the prevention of upper gastrointestinal bleeding in patients with acute coronary syndrome or myocardial infarction. *Am J Gastroenterol* 2012;107(3):389-96.
- w823** Norman Hansen AH et al. A randomised prospective study comparing the effectiveness of esomeprazole treatment strategies in clinical practice for 6 months in the management of patients with symptoms of gastroesophageal reflux disease. *Int J* 2005;59:665-71.
- w824** Hansen AN et al. Long-term management of patients with symptoms of gastro-oesophageal reflux disease - a Norwegian randomised prospective study comparing the effects of esomeprazole and ranitidine treatment strategies on health-related quality of life in a general practitioners setting. *Int J Clin Pract* 2006;60(1):15-22.

## References for trials listed in Webtables 1-7

- w825** Kilic ZM et al. Moxifloxacin plus amoxicillin and ranitidine bismuth citrate or esomeprazole triple therapies for *Helicobacter pylori* infection. *Digest Dis Sci* 2008;53(12):3133-7.
- w826** Nadeau P et al. Interaction between 2C19\*2 gene polymorphism and proton pump inhibitors on platelet reactivity in clopidogrel-treated patients. *Can J Cardiol* 2012;1:S153.
- w827** Miyake K et al. Preventive therapy for non-steroidal anti-inflammatory drug-induced ulcers in Japanese patients with rheumatoid arthritis: the current situation and a prospective controlled-study of the preventive effects of lansoprazole or famotidine. *Aliment Pharm Therap* 2005;21(Suppl.72):67-72.
- w828** Endo M et al. Long-term maintenance treatment of reflux esophagitis resistant to H2-RA with PPI (lansoprazole). *Nippon Rinsho - Jpn J Clin Med* 2000;58(9):1865-70. [Japanese]
- w829** Mine S et al. Ultrasonographic evaluation of lansoprazole-induced improvement of submucosal injury in patients with gastroesophageal reflux. *Am J Gastroenterol* 2000;95(2):381-6.
- w830** Kim N et al. Lafutidine versus lansoprazole in combination with clarithromycin and amoxicillin for one versus two weeks for *Helicobacter pylori* eradication in Korea. *Helicobacter*. 2008;13(6):542-9.
- w831** Petite JP et al. Lansoprazole versus ranitidine in the treatment of reflux esophagitis. Multicentric study. *Med Chir Digest* 1991;20(8):462-8. [French]
- w832** Bardhan KD et al. Lansoprazole is superior to ranitidine as maintenance treatment for the prevention of duodenal ulcer relapse. *Aliment Pharm Therap* 1999;13(6):827-32.
- w833** Meining A et al. Changes in *Helicobacter pylori*-induced gastritis in the antrum and corpus during and after 12 months of treatment with ranitidine and lansoprazole in patients with duodenal ulcer disease. *Aliment Pharm Therap* 1998;12(8):735-40.
- w834** Gough AL et al. Lansoprazole versus ranitidine in the maintenance treatment of reflux esophagitis. *Aliment Pharm Therap* 1996;10(4):529-39.
- w835** Peura DA et al. Lansoprazole for long-term maintenance therapy of erosive esophagitis: double-blind comparison with ranitidine. *Digest Dis Sci* 2009;54(5):955-63.
- w836** Spadaccini A et al. Triple regimens using lansoprazole or ranitidine bismuth citrate for *Helicobacter pylori* eradication. *Aliment Pharm Therap* 1998;12(10):997-1001.
- w837** Plein K et al. Efficacy of therapy with lansoprazole in patients with acute reflux esophagitis compared with ranitidine. *Leber Magen Darm* 1997;27(3):145-53. [German]
- w838** Robinson M et al. A comparison of lansoprazole and ranitidine in the treatment of erosive esophagitis. *Aliment Pharm Therap* 1995;9(1):25-31.
- w839** Bardhan KD et al. Lansoprazole versus ranitidine for the treatment of reflux esophagitis. *Aliment Pharm Therap* 1995;9(2):145-51.
- w840** Feldman M et al. Treatment of reflux esophagitis resistant to H2-receptor antagonists with lansoprazole, a new H<sup>+</sup>/K<sup>+</sup>-ATPase inhibitor: A controlled, double-blind study. *Am J Gastroenterol* 1993;88(8):1212-7.
- w841** Jansen JB et al. Standard-dose lansoprazole is more effective than high-dose ranitidine in achieving endoscopic healing and symptom relief in patients with moderately severe reflux esophagitis. The Dutch Lansoprazole Study Group. *Aliment Pharm Therap* 1999;13(12):1611-20.
- w842** Jones RH et al. Lansoprazole 30mg daily versus ranitidine 150mg b.d. In the treatment of acid-related dyspepsia in general practice. *Aliment Pharm Therap* 1997;11(3):541-6.
- w843** Howden CW et al. Management of heartburn in a large, randomized, community-based study: comparison of four therapeutic strategies. [Erratum appears in *Am J Gastroenterol* 2001;96(9):2809]. *Am J Gastroenterol* 2001;96(6):1704-10.
- w844** Sontag SJ et al. Lansoprazole heals erosive reflux esophagitis in patients with Barrett's esophagus. *Aliment Pharm Therap* 1997;11(1):147-56.
- w845** Sontag SJ et al. Lansoprazole heals erosive reflux esophagitis resistant to histamine H2-receptor antagonist therapy. *Am J Gastroenterol* 1997;92(3):429-37.
- w846** Swarbrick ET et al. Prevention of recurrence of oesophageal stricture, a comparison of lansoprazole and high-dose ranitidine. *Eur J Gastroen Hepat* 1996;8(5):431-8.
- w847** Treiber G et al. Age-dependent eradication of *Helicobacter pylori* with dual therapy. *Aliment Pharm Therap* 1997;11(4):711-8.
- w848** Shimizu Y et al. A proton pump inhibitor, lansoprazole, ameliorates asthma symptoms in asthmatic patients with gastro-oesophageal reflux disease. *Tohoku J Exp Med* 2006;209(3):181-9.
- w849** Bate CM et al. Omeprazole is more effective than cimetidine in the prevention of recurrence of GERD-associated heartburn and the occurrence of underlying esophagitis. *Aliment Pharm Therap* 1998;12(1):41-7.
- w850** Bate CM et al. Comparison of omeprazole and cimetidine in reflux esophagitis: symptomatic, endoscopic, and histological evaluations. *Gut* 1990;31(9):968-72.
- w851** Thorens J et al. Bacterial overgrowth during treatment with omeprazole compared with cimetidine: A prospective randomised double blind study. *Gut* 1996;39(1):54-9.
- w852** Dehn TCB et al. Double blind comparison of omeprazole (40 mg od) versus cimetidine (400 mg qd) in the treatment of symptomatic erosive reflux esophagitis, assessed endoscopically, histologically and by 24 h pH monitoring. *Gut* 1990;31(5):509-13.
- w853** Bate CM et al. Omeprazole is more effective than cimetidine for the relief of all grades of gastro-oesophageal reflux disease-associated heartburn, irrespective of the presence or absence of endoscopic esophagitis. *Aliment Pharm Therap* 1997;11(4):755-63.
- w854** Shimatani T et al. Which has superior acid-suppressive effect, 10mg omeprazole once daily or 20mg famotidine twice daily? Effects of single or repeated administration in Japanese *Helicobacter pylori*-negative CYP2C19 extensive metabolizers. *Digest Dis Sci* 2007;52(2):390-5.
- w855** Yano H et al. Influence of omeprazole and famotidine on the antiplatelet effects of clopidogrel in addition to aspirin in patients with acute coronary syndromes - A prospective, randomized, multicenter study. *Circ J* 2012;76(11):2673-80.
- w856** Sakurai K et al. Efficacy of omeprazole, famotidine, mosapride and teprenone in patients with upper gastrointestinal symptoms: an omeprazole-controlled randomized study (J-FOCUS). *BMC Gastroenterology*. 2012;12:42.
- w857** Fujiwara Y et al. Famotidine vs. omeprazole: A prospective randomized multicenter trial to determine efficacy in non-erosive gastro-oesophageal reflux disease. *Aliment Pharm Therap* 2005;21(Suppl.2):10-8.
- w858** Wada T et al. Efficacy of famotidine and omeprazole in healing symptoms of non-erosive gastro-oesophageal reflux disease: randomized-controlled study of gastro-oesophageal reflux disease. *Aliment Pharm Therap* 2005;21(Suppl.9(2)):2-9.
- w859** Hu FL et al. Comparison of H2-receptor antagonist and proton-pump inhibitor-based triple regimens for the eradication of *Helicobacter pylori* in Chinese patients with gastritis or peptic ulcer. *J Int Med Res* 2003;31(6):469-74.
- w860** Kawano S et al. Randomized comparative study of omeprazole and famotidine in reflux esophagitis. *J Gastroen Hepatol* 2002;17(9):955-9.
- w861** Miner PB, Jr. et al. Comparison of gastric pH with omeprazole magnesium 20.6mg (Prilosec OTC) o.m. famotidine 10mg (Pepcid AC) b.d. and famotidine 20mg b.d. over 14 days of treatment. *Aliment Pharm Therap* 2007;25(1):103-9.
- w862** Soga T et al. Is a proton pump inhibitor necessary for the treatment of lower-grade reflux esophagitis? *J Gastroenterol* 1999;34(4):435-40.
- w863** Guslandi M et al. Acid inhibitors and gastric blood flow. *Med Sci Res* 1994;22(3):211.
- w864** Kim EH et al. Efficacy of Lafutidine Versus Famotidine in Patients with Reflux Esophagitis: A Multi-Center, Randomized, Double-Blind, Non-inferiority Phase III Trial. *Dig Dis Sci*. 2015;60(6):1724-32.
- w865** Arbel Y et al. Platelet inhibitory effect of clopidogrel in patients treated with omeprazole, pantoprazole, or famotidine a prospective randomized crossover study. *J Am Coll Cardiol* 2012;1:E1410.
- w866** Marks RD et al. Omeprazole versus H2-receptor antagonists in treating patients with peptic stricture and esophagitis. *Gastroenterology* 1994;106(4):907-15.
- w867** Kim JW et al. Therapeutic effect of low-dose omeprazole vs. standard-dose ranitidine in mild to moderate reflux esophagitis. *Korean J Gastroenterol/Taehan Sohwagi Hakhoe Chi* 2004;43(3):153-9. [Korean]
- w868** Hallerback B et al. Omeprazole or ranitidine in long-term treatment of reflux esophagitis. The Scandinavian Clinics for United Research Group. *Gastroenterology* 1994;107(5):1305-11.
- w869** Karnes WE et al. Prolonged inhibition of acid secretion causes hypergastrinaemia without altering pH inhibition of gastrin release in humans. *Aliment Pharm Therap* 1990;4(5):443-56.
- w870** Bardhan KD et al. Symptomatic gastro-oesophageal reflux disease: double blind controlled study of intermittent treatment with omeprazole or ranitidine. The European Study Group. *Brit Med J* 1999;318(7182):502-7.
- w871** Jaspersen D et al. Omeprazole MUPS for reflux related chronic persistent cough. *Endoskopie Heute* 1999;12(2):12-4. [German]
- w872** Lauritsen K et al. Omeprazole and ranitidine in the prevention of relapse in patients with duodenal ulcer disease. *Can J Gastroenterol* 1999;13(10):806-13.
- w873** Venables TL et al. Omeprazole 10 milligrams once daily, omeprazole 20 milligrams once daily, or ranitidine 150 milligrams twice daily, evaluated as initial therapy for the relief of symptoms of gastro-oesophageal reflux disease in general practice. *Scand J Gastroenterol* 1997;32(10):965-73.
- w874** Yeomans ND et al. A comparison of omeprazole with ranitidine for ulcers associated with nonsteroidal anti-inflammatory drugs. *New Engl J Med* 1998;338(11):719-26.
- w875** Zeitoun P et al. Omeprazole (20 mg od) versus ranitidine (150 mg bd) in reflux esophagitis. *Gastroen Clin Biol* 1989;13:457-62. [French]
- w876** Kaplan-Machlis B et al. Effectiveness and costs of omeprazole vs ranitidine for treatment of symptomatic gastroesophageal reflux disease in primary care clinics in West Virginia. *Arch Fam Med* 2000;9(7):624-30.
- w877** De Rojas FD et al. Omeprazole and ranitidine in long-term treatment of duodenal ulcer: A double-blind comparison of length of time in remission. *Digest Dis Sci* 1998;43(9):1964-9.
- w878** Annibale B et al. Omeprazole in patients with mild or moderate reflux esophagitis induces lower relapse rates than ranitidine during maintenance treatment. *Hepato-Gastroenterol* 1998;45(21):742-51.
- w879** Maton PN et al. Efficacy of omeprazole versus ranitidine for symptomatic treatment of poorly responsive acid reflux disease - a prospective, controlled trial. *Aliment Pharm Therap* 1999;13(6):819-26.
- w880** Angelini G et al. Comparison between omeprazole and ranitidine in medium-term treatment of reflux esophagitis. *Giorn Ital End Dig* 1993;16(2):85-9. [Italian]
- w881** Hungin APS et al. A comparison of the efficacy of omeprazole 20 mg once daily with ranitidine 150 mg bd in the relief of symptomatic gastro-oesophageal reflux disease in general practice. *Brit J Clin Res* 1993;4:73-88.
- w882** Di Mario F et al. Different doses of omeprazole in the maintenance treatment of patients with peptic ulcers resistant to H2 blockers. *Curr Ther Res Clin E* 1994;55(11):1363-71.

## References for trials listed in Webtables 1-7

- w883** Armstrong D et al. Heartburn-dominant, uninvestigated dyspepsia: a comparison of 'PPI-start' and 'H2-RA-start' management strategies in primary care-the CADET-HR Study. *Aliment Pharm Therap* 2005;21(10):1189-202.
- w884** Bianchi Porro G et al. Short-term treatment of refractory reflux esophagitis with different doses of omeprazole or ranitidine. *J Clin Gastroenterol* 1992;15(3):192-8.
- w885** Frame MH et al. Omeprazole produces significantly greater healing of erosive or ulcerative reflux esophagitis than ranitidine: The Italian Reflux Study Group. *Eur J Gastroen Hepat* 1991;3(7):511-7.
- w886** Festen HP et al. Omeprazole versus high-dose ranitidine in mild gastroesophageal reflux disease: short- and long-term treatment. The Dutch Reflux Study Group. *Am J Gastroenterol* 1999;94(4):931-6.
- w887** Savarino V et al. Effect of gastric acid suppression on 13C-urea breath test: comparison of ranitidine with omeprazole. *Aliment Pharm Therap* 2000;14(3):291-7.
- w888** Smith PM et al. A comparison of omeprazole and ranitidine in the prevention of recurrence of benign esophageal stricture. Restore Investigator Group. *Gastroenterology* 1994;107(5):1312-8.
- w889** Zeitoun P et al. Omeprazole versus ranitidine in erosive oesophagitis. *Lancet* 1987;2(8559):621-2.
- w890** Tham TC et al. Randomised controlled trial of ranitidine versus omeprazole in combination with antibiotics for eradication of *Helicobacter pylori*. *Ulster Med J* 1996;65(2):131-6.
- w891** Richter JE et al. Omeprazole versus ranitidine or ranitidine/metoclopramide in poorly responsive symptomatic gastroesophageal reflux disease. *Am J Gastroenterol* 1996;91(9):1766-72.
- w892** Revicki DA et al. Health-related quality of life outcomes of omeprazole versus ranitidine in poorly responsive symptomatic gastroesophageal reflux disease. *Digest Dis Sci* 1998;16(5):284-91.
- w893** Dent J et al. Omeprazole v ranitidine for prevention of relapse in reflux oesophagitis. A controlled double blind trial of their efficacy and safety. *Gut* 1994;35(5):590-8.
- w894** Vigneri S et al. A comparison of five maintenance therapies for reflux esophagitis. *New Engl J Med* 1995;333(17):1106-10.
- w895** Sandmark S et al. Omeprazole or ranitidine in the treatment of reflux esophagitis. Results of a double-blind, randomized, Scandinavian multicenter study. *Scand J Gastroentero* 1988;23(5):625-32.
- w896** Figura N et al. Omeprazole versus ranitidine in the prevention of duodenal ulcer recurrence after eradication therapy. *Curr Ther Res Clin E* 1995;56(6):568-72.
- w897** Cavajuga S et al. Four different treatment protocols for *Helicobacter pylori* infection-a clinical pilot study. *Medicinski Arhiv* 2003;57(3):151-6. [Croatian].
- w898** Bianchi Porro G et al. High-dose famotidine in the maintenance treatment of refractory esophagitis: results of a "medium-term" open study. *Am J Gastroenterol* 1991;86(11):1585-7.
- w899** Ruth M et al. The effect of omeprazole or rantidine treatment on 24-hour esophageal acidity in patients with reflux esophagitis. *Scand J Gastroentero* 1988;23(9):1141-6.
- w900** Bate CM et al. Reflux oesophagitis resolves more rapidly with omeprazole 20mg once daily than with ranitidine 150mg twice daily: omeprazole 40mg once daily provides further benefit in unresponsive patients. *Brit J Clin Res* 1991;2:133-48.
- w901** Archambault AP et al. Comparison of omeprazole with ranitidine for treatment of symptoms associated with gastroesophageal reflux disease and uncomplicated duodenal ulcer. *Can J Gastroenterol* 1996;10(3):156-62.
- w902** Silvis SE et al. A randomized blinded comparison of omeprazole and ranitidine in the treatment of chronic esophageal stricture secondary to acid peptic esophagitis. *Gastrointest Endosc* 1996;43(3):216-21.
- w903** Green JRB et al. A comparison of the cost-effectiveness of omeprazole and ranitidine in reflux oesophagitis. *Brit J Med Eco* 1995;8(3):157-69.
- w904** Bergmann JF et al. Comparison of the cost-efficacy ratio of omeprazole and ranitidine in the treatment of reflux esophagitis. *Gastroen Clin Biol* 1995;19(5):482-6. [French]
- w905** Prewett EJ et al. Nocturnal intragastric acidity during and after a period of dosing with either ranitidine or omeprazole. *Gastroenterology* 1991;100(4):873-7.
- w906** Blum AL et al. Comparison of omeprazole and ranitidine in the treatment of reflux esophagitis. *New Engl J Med* 1986;314(11):716.
- w907** Havelund T et al. Omeprazole and ranitidine in treatment of reflux oesophagitis: double blind comparative trial. *Brit Med J Clin Res Ed* 1988;296(6615):89-92.
- w908** Jaspersen D et al. Omeprazole in the treatment of patients with complicated gastro-oesophageal reflux disease. *J Gastroen Hepatol* 1996;11(10):900-2.
- w909** Pellegrini M et al. Is a long-term ranitidine-based triple therapy against *Helicobacter pylori* only a heritage of the past? A prospective, randomized clinicopharmacological study. *Aliment Pharm Therap* 2005;22(4):343-8.
- w910** Vantrappen G et al. Omeprazole (40mg) is superior to ranitidine in short-term treatment of ulcerative reflux esophagitis. *Digest Dis Sci* 1988;33(5):523-9.
- w911** Hurlimann S et al. Comparison of acid inhibition by either oral high-dose ranitidine or omeprazole. *Aliment Pharm Therap* 1994;8(2):193-201.
- w912** Dammann HG et al. Differences in healing tendency of reflux oesophagitis with omeprazol and ranitidine. Results of an Austrian-German-Swiss multicenter trial. *Deut Med Wochenschr* 1986;111(4):123-8. [German]
- w913** Lundell L et al. Prevention of relapse of reflux oesophagitis after endoscopic healing: the efficacy and safety of omeprazole compared with ranitidine. *Digestion* 1991;47(Suppl.):5.
- w914** Klinkenberg-Knol EC et al. The effects of omeprazole and ranitidine on 24-hour pH in the distal oesophagus of patients with reflux oesophagitis. *Aliment Pharm Therap* 1988;2(3):221-7.
- w915** Klinkenberg-Knol EC et al. Double-blind multicentre comparison of omeprazole and ranitidine in the treatment of reflux oesophagitis. *Lancet* 1987;1(8529):349-51.
- w916** Ofman JJ et al. The economic impact of the diagnosis of dysplasia in Barrett's esophagus. *Am J Gastroenterol* 2000;95(10):2946-52.
- w917** Peters FTM et al. Endoscopic regression of Barrett's oesophagus during omeprazole treatment; a randomised double blind study. *Gut* 1999;45(4):489-94.
- w918** Peters FT et al. The influence of *Helicobacter pylori* on oesophageal acid exposure in GERD during acid suppressive therapy. *Aliment Pharm Therap* 1999;13(7):921-6.
- w919** Ahmad MM. Efficacy of *Helicobacter pylori* eradication therapies on the background of metronidazole resistance in Bangladesh. *J Gastroenterology Hepatol* 2012;27:22.
- w920** Nakamura K et al. Randomized controlled trial: roxatidine vs omeprazole for non-erosive reflux disease. *Hepato-gastroenterol* 2010;57(99-100):497-500.
- w921** Goh KL et al. Roxithromycin in the eradication of *Helicobacter pylori*. *Am J Gastroenterol* 1994;89(11):2099-100.
- w922** Ng F et al. Famotidine is inferior to pantoprazole in preventing recurrence of aspirin-related peptic ulcers or erosions. *Gastroenterology* 2010;138(1):82-8.
- w923** Maity S et al. Randomized controlled trial of effectiveness of lufutidine versus pantoprazole in uninvestigated dyspepsia. *Indian J Pharmacol*. 2014;46(5):498-502.
- w924** Kovacs TO et al. Comparison of the efficacy of pantoprazole vs. nizatidine in the treatment of erosive oesophagitis: a randomized, active-controlled, double-blind study. *Aliment Pharm Therap* 2002;16(12):2043-52.
- w925** Armstrong D et al. Symptom relief in gastroesophageal reflux disease: A randomized, controlled comparison of pantoprazole and nizatidine in a mixed patient population with erosive esophagitis or endoscopy-negative reflux disease. *Am J Gastroenterol* 2001;96(10):2849-57.
- w926** Pare P et al. Pantoprazole rapidly improves health-related quality of life in patients with heartburn: a prospective, randomized, double blind comparative study with nizatidine. *J Clin Gastroenterol* 2003;37(2):132-8.
- w927** Metz DC et al. Pantoprazole maintenance therapy prevents relapse of erosive oesophagitis. *Aliment Pharm Therap* 2003;17(1):155-64.
- w928** Richter JE et al. Prevention of erosive oesophagitis relapse with pantoprazole. *Aliment Pharm Therap* 2004;20(5):567-75.
- w929** Talley NJ et al. Randomised controlled trial of pantoprazole versus ranitidine for the treatment of uninvestigated heartburn in primary care. *Med J Australia* 2002;177(8):423-7.
- w930** Van ZJ et al. Efficacy and safety of pantoprazole versus ranitidine in the treatment of patients with symptomatic gastroesophageal reflux disease. *Digestion* 2004;70(1):61-9.
- w931** Ramirez-Barba EJ et al. Low-dose pantoprazole (20 mg) is effective for treatment of mild reflux oesophagitis. *Clin Drug Invest* 1999;18(6):445-51.
- w932** Adamek RJ et al. Relapse prevention in reflux oesophagitis with regard to *Helicobacter pylori* status: a double-blind, randomized, multicentre trial to compare the efficacy of pantoprazole versus ranitidine. *Eur J Gastroent Hepat* 2001;13(7):811-7.
- w933** Dettmer A et al. Pantoprazole 20mg is effective for relief of symptoms and healing of lesions in mild reflux oesophagitis. *Aliment Pharm Therap* 1998;12(9):865-72.
- w934** Kaspari S et al. Comparison of pantoprazole 20mg to ranitidine 150mg b.i.d. in the treatment of mild gastroesophageal reflux disease. *Digestion* 2001;63(3):163-70.
- w935** Van Zyl JH et al. Efficacy and tolerability of 20mg pantoprazole versus 300mg ranitidine in patients with mild reflux-oesophagitis: a randomized, double-blind, parallel, and multicentre study. *Eur J Gastroen Hepat* 2000;12(2):197-202.
- w936** Dulbecco P et al. Impact of long-term ranitidine and pantoprazole on accuracy of 13C-urea breath test. *Digest Dis Sci* 2003;48(2):315-21.
- w937** Duvnjak M et al. Efficacy of pantoprazole compared with ranitidine in the treatment of gastroesophageal reflux disease: An open-labeled randomized parallel and longitudinal comparative trial. *Pharmaca* 2002;40(3-4):199-206.
- w938** Awad RA et al. Pantoprazole effectively controls intra-oesophageal pH and promotes oesophageal healing: further evidence for ranitidine-induced tolerance in patients with gastro-oesophageal reflux disease. *Clin Drug Invest* 2001;21(4):265-72.
- w939** Teyssen S et al. Reliable acid suppression with pantoprazole contrasts with rapid development of tolerance to ranitidine in healthy individuals. *Clin Drug Invest* 2001;21(4):273-9.
- w940** Koop H et al. Comparative trial of pantoprazole and ranitidine in the treatment of reflux esophagitis: Results of a German multicenter study. *J Clin Gastroenterol* 1995;20(3):192-5.
- w941** Meneghelli UG et al. Efficacy and tolerability of pantoprazole versus ranitidine in the treatment of reflux esophagitis and the influence of *Helicobacter pylori* infection on healing rate. *Dis Esophagus* 2002;15(1):50-6.
- w942** Armbrecht U et al. Treatment of reflux oesophagitis of moderate and severe grade with ranitidine or pantoprazole-comparison of 24-hour intragastric and oesophageal pH. *Aliment Pharm Therap* 1997;11(5):959-65.
- w943** Gallo S et al. Clinical superiority of pantoprazole over ranitidine in the treatment of reflux esophagitis grade II and III. A prospective, double-blind, double-placebo study. Mexican clinical experience. *Mexican Pantoprazole Study Group. Rev Gastroenterol Mex* 1998;63(1):11. [Spanish].
- w944** Parri MS et al. Pantoprazole significantly interferes with antiplatelet effect of clopidogrel: results of a pilot randomized trial. *Int J Card* 2013;167(5):2177-81.



## References for trials listed in Webtables 1-7

- w945** Demir M et al. Efficacy of two different Helicobacter pylori eradication regimens in patients with type 2 diabetes and the effect of Helicobacter pylori eradication on dyspeptic symptoms in patients with diabetes: a randomized controlled study. *Am J Med Sci* 2009;338(6):459-64.
- w946** Chan FKL et al. Proton-pump inhibitor (PPI) versus histamine-2 receptor antagonist (H2RA) for the prevention of recurrent upper gastrointestinal bleeding (UGI) in high-risk users of low-dose aspirin (ASA): An interim analysis. *Gastroenterology* 2014;1(1):S-208.
- w947** Park Y et al. Effect of rabeprazole versus famotidine on the pharmacodynamics of clopidogrel. *EuroIntervention* 2013;9:18.
- w948** Dewan B et al. Lafutidine 10 mg versus rabeprazole 20 mg in the treatment of patients with heartburn-dominant uninvestigated dyspepsia: A randomized, multicenter trial. *Gastroenterol Res Pract* 2011;640685.
- w949** Jee SR et al. A randomized, comparative study of rabeprazole vs. ranitidine maintenance therapies for reflux esophagitis-multicenter study. *Korean J Gastroenterol/Taehan Sohwagi Hakhoe Chi* 2005;45(5):321-7. [Korean]
- w950** Jeong HY et al. A randomized, prospective, comparative, multicenter study of rabeprazole and ranitidine in the treatment of reflux esophagitis. *Korean J Gastroenterol/Taehan Sohwagi Hakhoe Chi* 2006;47(1):15-21. [Korean]
- w951** Farley A et al. Rabeprazole versus ranitidine for the treatment of erosive gastroesophageal reflux disease: a double-blind, randomized clinical trial. *Rabeprazole Study Group. Am J Gastroenterol* 2000;95(8):1894-9.
- w952** Dai RZ et al. Clinical effects of mosapride plus ranitidine vs mosapride plus rabeprazole for treatment of esophageal reflux laryngitis. *World Chinese Journal of Digestology* 2015;23(6):954-8. [Chinese]
- w953** Goldstein JL et al. Healing of gastric ulcers with esomeprazole versus ranitidine in patients who continued to receive NSAID therapy: a randomized trial. *Am J Gastroenterol* 2005;100:2650-7.
- w954** Goldstein JL et al. Clinical trial: healing of NSAID-associated gastric ulcers in patients continuing NSAID therapy - a randomized study comparing ranitidine with esomeprazole. *Aliment Pharm Therap* 2007;26(8):1101-11.
- w955** Aoyama N et al. Evaluation of gastric ulcer healing by lansoprazole by measurement of ulcer diameter. *J Clin Gastroenterol* 1995;20(Suppl. 2):86-9.
- w956** Tsuji S et al. Gastric ulcer healing and basic fibroblast growth factor: effects of lansoprazole and famotidine. *J Clin Gastroenterol* 1995;20(Suppl.):1-4.
- w957** Sakaguchi M et al. Suppressive action of lansoprazole on gastric acidity and its clinical effect in patients with gastric ulcers: Comparison with famotidine. *J Clin Gastroenterol* 1995;20(Suppl. 2):27-31.
- w958** Okai T et al. Comparison of lansoprazole and famotidine for gastric ulcer by endoscopic ultrasonography: A preliminary trial. *J Clin Gastroenterol* 1995;20(Suppl. 2):32-5.
- w959** Hotz J et al. Lansoprazole versus famotidine: efficacy and tolerance in the acute management of duodenal ulceration. *Aliment Pharmacol Ther* 1992;6(1):87-95.
- w960** Nema H et al. Comparative study of therapeutic effects of PPI and H2RA on ulcers during continuous aspirin therapy. *World J Gastroenterol*. 2010;16(42):5342-6.
- w961** Nema H et al. Effects of antacids on gastroduodenal mucosal injuries caused by low-dose aspirin. *Ther Res* 2008;29(11):1941-5. [Japanese]
- w962** Londong W et al. Dose-related healing of duodenal ulcer with the proton pump inhibitor lansoprazole. *Aliment Pharm Therap* 1991;5:245-54.
- w963** Licht H et al. Lansoprazole versus ranitidine in the treatment of duodenal ulcers: Results of a multicentric randomized double-blind study in similar groups. *Med Chir Digest* 1990;19(4):251-5. [French]
- w964** Agrawal NM et al. Superiority of lansoprazole vs ranitidine in healing nonsteroidal anti-inflammatory drug-associated gastric ulcers: Results of a double-blind, randomized, multicenter study. *Arch Intern Med* 2000;160(10):1455-61.
- w965** Goldstein JL et al. PPI based healing of NSAID associated ulcers in patients continuing NSAIDs. *Am J Gastroenterol* 2000;95(9):142.
- w966** Michel P et al. Short report: treatment of gastric ulcer with lansoprazole or ranitidine: a multicentre clinical trial. *Aliment Pharm Therap* 1994;8:119-22.
- w967** Capurso L et al. Lansoprazole in the treatment of peptic ulcer disease: A multicentre double-blind study. *Gastroenterol Int* 1995;8(3):125-32.
- w968** Hawkey CJ et al. Improved symptom relief and duodenal ulcer healing with lansoprazole, a new proton pump inhibitor, compared with ranitidine. *Gut* 1993;34(10):1458-62.
- w969** Lazzaroni M et al. Triple therapy with ranitidine or lansoprazole in the treatment of Helicobacter pylori-associated duodenal ulcer. *Am J Gastroenterol* 1997;92(4):649-52.
- w970** Bardhan KD et al. Rapid healing of gastric ulcers with lansoprazole. *Aliment Pharm Therap* 1994;8(2):215-20.
- w971** Vreer M et al. Modeling the cost-effectiveness of duodenal ulcer treatment with lansoprazole and ranitidine. *Journal of Research in Pharmaceutical Economics* 1999 9(4):43-61.
- w972** Fujino MA et al. Quality of peptic ulcer healing induced by lansoprazole and roxatidine. *J Clin Gastroenterol* 1995;20 Suppl 2:S44-6.
- w973** Imaeda, H., et al. (2011). Effect of lansoprazole versus roxatidine on prevention of bleeding and promotion of ulcer healing after endoscopic submucosal dissection for superficial gastric neoplasia. *J Gastroenterol* 46(11):1267-1272.
- w974** Bigard MA et al. Comparative efficacy of omeprazole and cimetidine in the treatment of duodenal ulcer in the acute stage. A French multicenter, controlled therapeutic trial. *Gastroen Clin Biol* 1987;11(11):753-7. [French]
- w975** Archambault AP et al. Omeprazole (20mg daily) versus cimetidine (1200mg daily) in duodenal ulcer healing and pain relief. *Gastroenterology* 1988;94(5 1):1130-4.
- w976** Wilairatana S et al. Omeprazole or cimetidine once daily for the treatment of duodenal ulcers? *J Gastroen Hepatol* 1989;4(Suppl.2):45-52.
- w977** Crowe JP et al. Symptom relief and duodenal ulcer healing with omeprazole or cimetidine. *Aliment Pharm Therap* 1989;3(1):83-91.
- w978** Pan S et al. Histological maturity of healed duodenal ulcer and ulcer recurrence after treatment with omeprazole or cimetidine. *J Gastroen Hepatol* 1994;9(Suppl.):584-7.
- w979** Kim NY et al. The effect of eradication of Helicobacter pylori upon the duodenal ulcer recurrence-a 24 month follow-up study. *Korean Journal of Internal Medicine* 1994;9(2):72-9.
- w980** Bate CM et al. Randomised, double blind comparison of omeprazole and cimetidine in the treatment of symptomatic gastric ulcer. *Gut* 1989;30:1323-8.
- w981** Lauritsen K et al. Effect of omeprazole and cimetidine on duodenal ulcer: A double-blind comparative trial. *New Engl J Med* 1985;312(15):958-61.
- w982** Wulff HR et al. Omeprazole and cimetidine in the treatment of ulcers of the body of the stomach: A double blind comparative trial. *Brit Med J* 1989;298(6674):645-7.
- w983** Dahlgren S et al. The effects of omeprazole and cimetidine on duodenal ulcer healing and the relief of symptoms. *Aliment Pharm Therap* 1988;2(6):483-92.
- w984** Lauritsen K et al. Omeprazole in the treatment of prepyloric ulcer: Review of the results of the danish omeprazole study group. *Scand J Gastroenterol* 1989;24(166)(Suppl.):54-7.
- w985** Popovic O et al. Omeprazole 20 mg o.m. vs. famotidine 40 mg h.s. in the treatment of duodenal ulcer. Multicenter double-blind randomized trial. *Gastroentero Arh*1990;9(1):26-34. [Serbian]
- w986** Lin C-K et al. Efficacy of omeprazole versus famotidine in the short-term treatment of gastric ulcer. *Chinese J Gastroenterol* 1994;11:272-78.
- w987** Esaki M et al. Effects of omeprazole and famotidine on fibroblast growth factor-2 during artificial gastric ulcer healing in humans. *Eur J Gastroen Hepat* 2002;14(4):365-9.
- w988** Delle Fave G et al. Omeprazole versus famotidine in the short-term treatment of duodenal ulcer disease. *Aliment Pharm Therap* 1992;6(4):469-78.
- w989** Kumar TR et al. Comparative study of omeprazole and famotidine in the treatment of duodenal ulcer. *Indian Journal of Gastroenterology* 1992;11(2):73-5
- w990** Misra SC et al. Omeprazole versus famotidine in the healing and relapse of duodenal ulcer. *Aliment Pharm Therap* 1993;7(4):443-9.
- w991** Yamaguchi Y et al. A prospective randomized trial of either famotidine or omeprazole for the prevention of bleeding after endoscopic mucosal resection and the healing of endoscopic mucosal resection-induced ulceration. *Aliment Pharmacol Ther* 2005;21(Suppl.2):111-5.
- w992** Ye BD et al. Omeprazole may be superior to famotidine in the management of iatrogenic ulcer after endoscopic mucosal resection: a prospective randomized controlled trial. *Alimentary Pharmacol Ther* 2006;24(5):837-43.
- w993** Tomita T et al. Prospective randomized controlled trial to compare the effects of omeprazole and famotidine in preventing delayed bleeding and promoting ulcer healing after endoscopic submucosal dissection. *J Gastroenterol Hepatol* 2012;27(9):1441-6.
- w994** Di Mario F et al. [Effects of H2 blockers and omeprazole on peptic secretion: a prospective, randomized study in duodenal ulcer subjects]. *Acta Gastro-ent Belg* 1993;56(2):223-8.
- w995** Goh KL et al. Helicobacter pylori eradication with short-term therapy leads to duodenal ulcer healing without the need for continued acid suppression therapy. *Eur J Gastroen Hepat* 1996;8(5):421-3.
- w996** Hsu CC et al. Famotidine versus omeprazole, in combination with amoxicillin and tinidazole, for eradication of Helicobacter pylori infection. *Eur J Gastroen Hepat* 2001;13(8):921-6.
- w997** Wang, K., et al. (1996). "Omeprazole plus amoxicillin versus triple therapy eradicates Helicobacter pylori in the Chinese with peptic ulcer disease." *Chung Hua i Hsueh Tsa Chih - Chinese Medical Journal* 57(3):184-190.
- w998** Hui W-M et al. Omeprazole and ranitidine in duodenal ulcer healing and subsequent relapse: A randomized double-blind study with weekly endoscopic assessment. *J Gastroen Hepatol* 1989;4(Suppl.):35-43.
- w999** Hui WM et al. Parietal cells in duodenal ulcer disease: a histochemical study of the effects of omeprazole and ranitidine on mitochondrial activities. *J Gastroen Hepatol* 1989;4(2):143-9.
- w1000** Marks IN et al. A comparison of omeprazole and ranitidine for duodenal ulcer in South African patients. A multi-racial study. *Digest Dis Sci* 1991;36(10):1395-400.
- w1001** Valenzuela JE et al. U.S. experience with omeprazole in duodenal ulcer. Multicenter double-blind comparative study with ranitidine. The Omeprazole DU Comparative Study Group. *Digest Dis Sci* 1991;36(6):761-8.
- w1002** Wan A et al. Effect of omeprazole and ranitidine on ulcer healing and relapse rates in patients with benign gastric ulcer. *New Engl J Med* 1989;320(2):69-75.
- w1003** Bergmann JF et al. Prognostic factors for duodenal ulcers healing. A ranitidine versus omeprazole controlled trial. *Presse Med* 1995;24(12):559-62. [French]
- w1004** Miszputen SJ et al. Comparative multicentric study between omeprazole and ranitidine in duodenal ulcer. *Gastroenterol Endo Digest* 1997;16(4):127-34. [Portugese]
- w1005** Lee J-S et al. Effect of omeprazole and ranitidine on ulcer healing and relief of symptom in patient with peptic ulcer. *J Korean Med Assoc* 1991;34(4):420-6. [Korean]

## References for trials listed in Webtables 1-7

- w1006** Classen M et al. Short-duration treatment of duodenal ulcer with omeprazole and ranitidine: Results of a multi-centre trial in Germany. *Deut Med Wochenschr* 1985;110(6):210-5. [German]
- w1007** Hotz J et al. Treatment of acute peptic gastroduodenal ulcer: omeprazole is superior to ranitidine especially in the early phase of ulcer healing. A prospective controlled randomized serial endoscopy study. *Leber Magen Darm* 1995;25(4):165-70. [German]
- w1008** Hallerback B et al. Quality of life in duodenal ulcer treatment: A comparison of omeprazole and ranitidine in acute and intermittent treatment. *Psychol Health Med* 1998;3(4):417-27.
- w1009** Arber N et al. A multicenter, double-blind, randomized controlled study of omeprazole versus ranitidine in the treatment of duodenal ulcer in Israel. *Israel J Med Sci* 1994;30(10):757-61.
- w1010** Al Karawi MA et al. Double-blind comparative study of omeprazole 20 mg daily and ranitidine 300 mg daily in the treatment of duodenal ulcer. *Saudi Med J* 1996;17(5):576-80.
- w1011** Barbara L et al. Omeprazole vs. ranitidine in the short-term treatment of duodenal ulcer: An Italian multicenter study. *Hepato-Gastroenterol* 1987;34(5):229-32.
- w1012** Ahmed W et al. Omeprazole vs ranitidine in the healing of duodenal ulcer. *J Pakistan Med Ass* 1993;43(6):111-2.
- w1013** Bardhan KD et al. A comparison of two different doses of omeprazole versus ranitidine in treatment of duodenal ulcers. *J Clin Gastroenterol* 1986;8(4):408-13.
- w1014** Lysy J et al. Effect of duodenal ulcer healing induced by omeprazole and ranitidine on the generation of gastroduodenal eicosanoids, platelet-activating factor, pepsinogen A, and gastrin in duodenal ulcer patients. *Scand J Gastroenterol* 1992;27(1):13-9.
- w1015** Chelvam P et al. Omeprazole compared with ranitidine once daily in the treatment of duodenal ulcer. *J Gastroen Hepatol* 1989;4(Suppl.2):53-61.
- w1016** Archimandritis A et al. Triple therapy eradicated *H. pylori* equally in patients pretreated with omeprazole or ranitidine. A 12-month follow-up. *J Clin Gastroenterol* 1995;20(1):12-6.
- w1017** Italian Cooperative Group on Omeprazole. Omeprazole 20mg uid and ranitidine 150mg bid in the treatment of benign gastric ulcer. *Hepato-gastroenterol* 1991;38(5):400-3.
- w1018** Zaterka S et al. Treatment of duodenal ulcer with omeprazole or ranitidine in a Brazilian population: A multicenter double-blind, parallel group study. *Am J Gastroenterol* 1993;88(3):397-401.
- w1019** Crowe JP et al. Speed of symptom relief and predictability of healing in duodenal ulcer disease - A comparison of omeprazole 20mg with ranitidine 300mg daily: Omeprazole 40mg daily provides additional benefit in patients with an incomplete response. *Eur J Clin Res* 1994;5:141-50.
- w1020** Delchier JC et al. Double-blind multicentre comparison of omeprazole 20mg once daily versus ranitidine 150mg twice daily in the treatment of cimetidine or ranitidine resistant duodenal ulcers. *Gut* 1989;30(9):1173-8.
- w1021** Choi KW et al. A double-blind, randomized, parallel group study of omeprazole and ranitidine in Korean patients with gastric ulcer. *J Gastroen Hepatol* 1994;9(2):118-23.
- w1022** Catalano F et al. Omeprazole vs. ranitidine in short-term treatment of *Helicobacter pylori* positive duodenal ulcer patients. *Ital J Gastroenterol* 1991;23(1):9-11.
- w1023** Pare P et al. Healing of benign gastric and prepyloric ulcers: A prospective, endoscopy-controlled, randomized, double-blind, Canadian multicentre study of omeprazole 20 and 40mg daily and ranitidine 150 mg twice a day. *Can J Gastroenterol* 1990;4(1):7-12.
- w1024** Mulder CJ et al. Omeprazole (20mg o.m.) versus ranitidine (150mg b.d.) in duodenal ulcer healing and pain relief. *Aliment Pharm Therap* 1989;3(5):445-51.
- w1025** Rossini FP et al. Histological aspects and healing rates of gastric ulcers treated with omeprazole 20mg once daily or ranitidine 150mg B.I.D. *Panminerva Medica* 1989;31(2):94-6. [Italian]
- w1026** Wang CY et al. Double-blind comparison of omeprazole 20mg OM and ranitidine 300mg NOCTE in duodenal ulcer: a Taiwan multi-centre study. *J Gastroen Hepatol* 1992;7(6):572-6.
- w1027** McFarland RJ et al. Omeprazole provides quicker symptom relief and duodenal ulcer healing than ranitidine. *Gastroenterology* 1990;98(2):278-83.
- w1028** Classen M et al. Healing rates following omeprazole and ranitidine treatment of gastric ulcer. Results of a German multicenter study. *Deut Med Wochenschr* 1985;110(16):628-33. [German]
- w1029** Glise H et al. Two and four weeks' treatment for duodenal ulcer. Symptom relief and clinical remission comparing omeprazole and ranitidine. *Scand J Gastroentero* 1991;26(2):137-45.
- w1030** Sonnenberg A et al. The effect of antibiotic therapy on bleeding from duodenal ulcer. *Am J Gastroenterol* 1999;94(4):950-4.
- w1031** Diaz Rubio M et al. Comparative multicentric study of omeprazole versus ranitidine in the treatment of duodenal ulcer. *Revista Espanola de Enfermedades Digestivas* 1991;80(1):12-6. [Spanish]
- w1032** Parodi MC et al. Effects of omeprazole on gastric mucus secretion, tissue prostaglandin synthesis, and acid inhibition in patients with duodenal ulcer: Comparison with ranitidine treatment. *Curr Ther Res - Clin Exp* 1992;52(1):13-23.
- w1033** Cataldo MG et al. Treatment of patients with duodenal ulcer positive for *Helicobacter pylori* infection: Ranitidine or omeprazole associated with colloidal bismuth subcitrate plus amoxicillin. *Curr Ther Res Clin E* 1996;57(3):168-74.
- w1034** Kager L et al. The effect of omeprazole and ranitidine on ulcer healing, relief of symptoms, and incidence of adverse events in the treatment of duodenal ulcer patients. *Hepato-Gastroenterol* 1991;38(4):287-90.
- w1035** Sonnenberg A et al. Cost savings in duodenal ulcer therapy through *Helicobacter pylori* eradication compared with conventional therapies: results of a randomized, double-blind, multicenter trial. *Gastrointestinal Utilization Trial Study Group. Arch Intern Med* 1998;158(8):852-60.
- w1036** Tulassay Z et al. Omeprazole versus ranitidine in the treatment of resistant duodenal ulcer. *Gut* 1992;33(6):863.
- w1037** Michopoulos S et al. Randomized study comparing omeprazole with ranitidine as anti-secretory agents combined in quadruple second-line *Helicobacter pylori* eradication regimens. *Aliment Pharm Therap* 2000;14(6):737-44.
- w1038** Cooperative study group. Double blind comparative study of omeprazole and ranitidine in patients with duodenal or gastric ulcer: a multicentre trial. *Gut* 1990;31(6):653-6.
- w1039** Russo A et al. Histologic patterns of omeprazole and nizatidine-healed duodenal ulcers:accuracy of endoscopic diagnosis. *Scand J Gastroentero* 1994;206(Suppl.):20-4.
- w1040** Brummer R-J et al. Effect of nizatidine 300mg at night and omeprazole 20mg in the morning on 24-hour intragastric pH and bacterial overgrowth in patients with acute duodenal ulcer. *Digest Dis Sci* 1996;41(10):2048-54.
- w1041** Nakashima S et al. Usefulness of anti-ulcer drugs for the prevention and treatment of peptic ulcers induced by low doses of aspirin. *World J Gastroentero* 2009;15(6):727-31.
- w1042** Sasakii M et al. The therapeutic effect of proton pump inhibitors on *Helicobacter pylori*-positive gastric ulcers. *J Pharm Pharmacol* 1999;51(7):825-30.
- w1043** Noh MH et al. Analysis of preventive effect of PPI alone, PPI plus cytoprotective agents and H2RA plus cytoprotective agents on bleeding after endoscopic submucosal dissection: A prospective comparative randomized trial. *Gastrointestinal Endoscopy*. 2013;71(4):AB252-AB3.
- w1044** Kang, KJ et al. Comparison of a proton pump inhibitor and a H2 receptor antagonist for management of iatrogenic ulcers after endoscopic submucosal dissection of gastric neoplasms. *J Gastroen Hepatol* 2011; 26:278.
- w1045** Jeon TJ. Pantoprazole may be superior to famotidine in the ulcer healing after endoscopic submucosal dissection: A prospective randomized controlled trial. *Dig*. 2010;22(4):A45.
- w1046** Oh TH et al. Pantoprazole may be superior to famotidine in the ulcer healing after endoscopic submucosal dissection: A prospective randomized controlled trial. *Digestion* 2010;81(3):162.
- w1047** Seo JY et al. Efficacy of famotidine or pantoprazole for the prevention of delayed bleeding and healing of endoscopic submucosal dissection-induced ulcer: A prospective randomized trial. *Gastroenterology* 2011;(1):S573.
- w1048** Papp J et al. Evaluation of the efficacy of pantoprazole and ranitidine in the treatment of duodenal ulcer. Result of an international multicenter double blind study. *Orvosi Hetilap* 1997;138(45):2863-6. [Hungarian]
- w1049** Schepp W et al. Pantoprazole and ranitidine in the treatment of acute duodenal ulcer. A multicentre study. *Scand J Gastroentero* 1995;30(6):511-4.
- w1050** Cremer M et al. A double-blind study of pantoprazole and ranitidine in treatment of acute duodenal ulcer. A multicenter trial. *European Pantoprazole Study Group. Digest Dis Sci* 1995;40(6):1360-4.
- w1051** Chen TS et al. The efficacy of the third pump inhibitor-pantoprazole-in the short-term treatment of Chinese patients with duodenal ulcer. *Hepato-gastroenterol* 1999;46(28):2372-8.
- w1052** Meneghelli UG et al. Pantoprazole versus ranitidine in the treatment of duodenal ulcer: a multicenter study in Brazil. *Am J Gastroenterol* 2000;95(1):62-6.
- w1053** Judmaier G et al. Comparison of pantoprazole and ranitidine in the treatment of acute duodenal ulcer. *Aliment Pharm Therap* 1994;8(1):81-6.
- w1054** Fric P et al. Treatment of duodenal ulcer with pantoprazole. A multicenter study. *Casopis Lekaru Ceskych* 1996;135(23):758-61. [Czech]
- w1055** Hotz J et al. Pantoprazole is superior to ranitidine in the treatment of acute gastric ulcer. *Scand J Gastroentero* 1995;30(2):111-5.
- w1056** van Rensburg CJ et al. Improved duodenal ulcer healing with pantoprazole compared with ranitidine: A multicenter study. *Eur J Gastroen Hepat* 1994;6(8):739-43.
- w1057** Dibildox M et al. Superiority of pantoprazole over ranitidine in the treatment of duodenal ulcer. Mexican clinical experience. Mexican Study Group of Pantoprazole in Duodenal Ulcer. *Rev Gastroenterol Mex* 1996;61(3):193-8. [Spanish]
- w1058** Saigenji K et al. Clinical evaluation of Pariet 10 mg tablets in patients with gastric ulcer diseases. *Jpn Pharmacol & Ther* 2002;30(9):675-93. [Japanese]
- w1059** Breiter JR et al. Rabeprazole is superior to ranitidine in the management of active duodenal ulcer disease: Results of a double-blind, randomized North American study. *Am J Gastroenterol* 2000;95(4):936-42.
- w1060** Takeuchi N et al. Gastric ulcer healing after treatment of endoscopic submucosal dissection in Japanese: Comparison of H receptor antagonist and proton pump inhibitor administration. *J Biochem Nutrition* 2011;49(3):216-221.
- w1061** Bai Y et al. Intravenous Esomeprazole for Prevention of Peptic Ulcer Rebleeding: A Randomized Trial in Chinese Patients. *Adv Ther* 2015;32(11):1160-76.
- w1062** Ashida K et al. Hemostatic effect of lansoprazole (AG-1749) injection in patients with upper gastrointestinal hemorrhage - a multicenter, randomized double-blind, clinical trial *Jpn Pharmacol & Ther* 2007;35(5):503-517. [Japanese]
- w1063** Chua RT et al. Intravenous omeprazole prevents rebleeding in peptic ulcer patients with a non-bleeding visible vessel: A preliminary report of a randomized controlled study. *Chinese Med J-Peking* 1996;57:139-45.
- w1064** Lin HJ et al. Role of intravenous omeprazole in patients with high-risk peptic ulcer bleeding after successful endoscopic epinephrine injection: a prospective randomized comparative trial. *Am J Gastroenterol* 2006;101(3):500-5.
- w1065** Lin HJ et al. A prospective randomized comparative trial showing that omeprazole prevents rebleeding in patients with bleeding peptic ulcer after successful endoscopic therapy. *Arch Intern Med* 1998;158(1):54-8.

## References for trials listed in Webtables 1-7

- w1066** Fasseas P et al. Omeprazole versus ranitidine in the medical treatment of acute upper gastrointestinal bleeding: assessment by early repeat endoscopy. *Int J Clin Pract* 2001;55(10):661-4.
- w1067** Artal A et al. Evaluation of intravenous ranitidine and omeprazole effect on the 24-hour gastric pH-metry in duodenal ulcer hemorrhage. *Rev Esp Enferm Dig* 1996;88(3):191-6. [Spanish]
- w1068** Lanas A et al. Effect of parenteral omeprazole and ranitidine on gastric pH and the outcome of bleeding peptic ulcer. *J Clin Gastroenterol* 1995;21(2):103-6.
- w1069** Sheu BS et al. Impact of intravenous omeprazole on *Helicobacter Pylori* eradication by triple therapy in patients with peptic ulcer bleeding. *Aliment Pharm Therap* 2002;16(1):137-43.
- w1070** Cardi M et al. Intravenous omeprazole versus intravenous ranitidine in the treatment of hemorrhagic duodenal ulcer: a prospective randomized study. *Ann Chir* 1997;51(2):136-9. [French]
- w1071** Coraggio F et al. Somatostatin in the prevention of recurrent bleeding after endoscopic haemostasis of peptic ulcer haemorrhage: a preliminary report. *Eur J Gastroen Hepat* 1998;10(8):673-6.
- w1072** Orti E et al. Is upper gastrointestinal bleeding evolution influenced by the used antisecretory? *Rev Esp Enferm Dig* 1995;87(6):427-30. [Spanish]
- w1073** Villanueva C et al. Omeprazole versus ranitidine as adjunct therapy to endoscopic injection in actively bleeding ulcers: a prospective and randomized study. *Endoscopy* 1995;27(4):308-12.
- w1074** Labenz J et al. Efficacy of primed infusions with high dose ranitidine and omeprazole to maintain high intragastric pH in patients with peptic ulcer bleeding: a prospective randomised controlled study. *Gut* 1997;40(1):36-41.
- w1075** Hsu PI et al. Intravenous pantoprazole versus ranitidine for prevention of rebleeding after endoscopic hemostasis of bleeding peptic ulcers. *World J Gastroenterol* 2004;10(24):3666-9.
- w1076** van Rensburg C et al. Clinical trial: intravenous pantoprazole vs ranitidine for the prevention of peptic ulcer rebleeding: a multicentre, multinational, randomized trial. *Aliment Pharm Therap* 2009;29:497-507.
- w1077** Jensen DM et al. Continuous infusion of pantoprazole versus ranitidine for prevention of ulcer rebleeding: A U.S. multicenter randomized, double-blind study. *Am J Gastroenterol* 2006;101(9):1991-9.
- w1078** Gashi Z et al. The efficacy of PPI after endoscopic hemostasis in patients with bleeding peptic ulcer and role of *Helicobacter pylori*. *Medicinski Arhiv* 2012;66(4):236-9.
- w1079** Yildiz C et al. The effects of misoprostol and famotidine on gastric injury caused by long term nonsteroid anti-inflammatory drug usage. *Turkish Journal of Gastroenterology* 1996;7(3):222-7. [Turkish]
- w1080** Yamao, J-I et al. Assessing the efficacy of famotidine and rebamipide in the treatment of gastric mucosal lesions in patients receiving long-term NSAID therapy (FORCE - Famotidine or rebamipide in comparison by endoscopy). *J Gastroenterol* 2006;41(12):1178-1185.
- w1081** Lauritsen K et al. Enprostil and ranitidine in prevention of duodenal ulcer relapse: one year double blind comparative trial. *Brit Med J Clin Res Ed* 1987;294(6577):932-4.
- w1082** Bardhan KD et al. A comparison of low-dose maintenance treatment with enprostil against ranitidine in the prevention of duodenal ulcer recurrence. *Aliment Pharm Therap* 1989;3(5):489-97.
- w1083** Heijerman HGM et al. Ranitidine compared with the dimethylprostaglandin E2 analogue enprostil as adjunct to pancreatic enzyme replacement in adult cystic fibrosis. *Scand J Gastroenterol Suppl* 1990;25(178):26-31.
- w1084** Raskin JB et al. Misoprostol and ranitidine in the prevention of NSAID-induced ulcers: a prospective, double-blind, multicenter study. *Am J Gastroenterol* 1996;91(2):223-7.
- w1085** Valentini M et al. Nonsteroidal antiinflammatory drugs for cancer pain: comparison between misoprostol and ranitidine in prevention of upper gastrointestinal damage. *J Clin Oncol* 1995;13(10):2637-42.
- w1086** Bianchi Porro G et al. Double-blind, double-dummy endoscopic comparison of the mucosal protective effects of misoprostol versus ranitidine on naproxen-induced mucosal injury to the stomach and duodenum in rheumatic patients. *Am J Gastroenterol* 1997;92(4):663-7.
- w1087** Rampal P et al. Rioprostil and ranitidine in the prevention of duodenal ulcer relapse. *Scand J Gastroenterol* 1989;24(suppl.164):146-51.
- w1088** Businger JA et al. Rioprostil, a new prostaglandin E1 analogue, in the once-daily treatment for the prevention of duodenal ulcer recurrence: A comparison with ranitidine. *Scand J Gastroenterol* 1989;24(164)(Suppl.):152-60.
- w1089** Frexinos J et al. Efficacy and tolerability of enprostil in the treatment of duodenal ulcer. Comparison with cimetidine. *Gastroen Clin Biol* 1989;13(2):188-92. [French]
- w1090** Winters L et al. Comparison of enprostil and cimetidine in active duodenal ulcer disease: Summary of pooled European studies. *Am J Med* 1986;81(2A):69-74.
- w1091** Jazrawi RP et al. Enprostil, a prostaglandin E2 analogue, in the treatment of duodenal ulcer; a multicentre \* comparison with cimetidine. *Aliment Pharm Therap* 1988;2(4):353-9.
- w1092** Carling L et al. Enprostil and cimetidine: comparative efficacy and safety in patients with duodenal ulcer. *Scand J Gastroenterol* 1987;22(3):325-31.
- w1093** Unge P et al. The comparative efficacy and safety of enprostil and cimetidine in the treatment of gastric ulcer. *Opus Med* 1989;34(3):61-4.
- w1094** Villalobos Perez JJ et al. Comparative study of enprostil versus cimetidine in patients with duodenal ulcer during 6 weeks of treatment. *Revista de Gastroenterologia de Mexico* 1987;52(2):95-8. [Spanish]
- w1095** Wang BE et al. A multiclinic double-blind, comparative clinical trial on misoprostol in the treatment of duodenal ulcer. *Chinese Journal of Internal Medicine* 1991;254:30(4):226-9. [Chinese]
- w1096** Dajani EZ et al. Misoprostol in the treatment of duodenal ulcers in the People's Republic of China: A comparative, double-blind, multicenter study. *Drug Develop Res* 1992;27(4):415-23.
- w1097** Aenishanslin W et al. Misoprostol and cimetidine in treatment of duodenal ulcer. *Schweiz Med Wschr* 1985;115(36):1225-31. [German]
- w1098** Rachmiewitz D et al. A multicenter international controlled comparison of two dosage regimens of misoprostol with cimetidine in treatment of gastric ulcer in outpatients. *Digest Dis Sci* 1986;31(Suppl.2):75S-80S.
- w1099** Nicholson PA. A multicenter international controlled comparison of two dosage regimens of misoprostol and cimetidine in the treatment of duodenal ulcer in out-patients. *Digest Dis Sci* 1985;30(Suppl.):71-7.
- w1100** Baccaro JC et al. Misoprostol and cimetidine in the treatment of active duodenal ulcer. Multicenter, double-blind, clinico-endoscopic study. The Argentine experience. *Acta Gastroenterol Latino* 1987;17(3):235-40. [Spanish]
- w1101** Fich A et al. Comparison of misoprostol and cimetidine in the treatment of gastric ulcer. *Israel J Med Sci* 1985;21(12):968-72.
- w1102** Fich A et al. Comparison of misoprostol and cimetidine in the treatment of duodenal ulcer. *Israel J Med Sci* 1985;21(2):102-6.
- w1103** Petersen HD et al. Prostaglandin E1 (misoprostol) versus cimetidine in the treatment of duodenal ulcer. A controlled clinical trial. *Ugeskrift for Laeger* 1987;149(15):969-71. [Danish]
- w1104** O'Keefe SJ et al. Misoprostol, a synthetic prostaglandin E1 analogue, in the treatment of duodenal ulcers. A double-blind, cimetidine-controlled trial. *S Afr Med J* 1985;9:321-4.
- w1105** Bianchi Porro G et al. Rioprostil in the short-term treatment of duodenal ulcer: a multicentre double-blind trial vs. cimetidine. *Scand J Gastroenterol* 1989;164(Suppl.):219-23.
- w1106** Kim YJ et al. Rebamipide may be comparable to H2 receptor antagonist in healing iatrogenic gastric ulcers created by endoscopic mucosal resection: a prospective randomized pilot study. *J Korean Med Sci* 2010;25(4):583-8.
- w1107** Lartigue S et al. Effect of enprostil on duodenal ulcer healing and ulcer recurrence. Comparison with ranitidine. *Gastroen Clin Biol* 1994;18(6-7):617-22. [French]
- w1108** Bianchi Porro G et al. Enprostil vs ranitidine in the short term treatment of benign gastric ulcer. A double-blind placebo-controlled trial. *Drug Invest* 1992;4(2):143-8.
- w1109** Bunce I et al. Platelet function in patients receiving enprostil. *Am J Med* 1986;81(2A):85-8.
- w1110** Bardhan KD et al. A comparison of enprostil and ranitidine in treatment of duodenal ulcer. *J Clin Gastroenterol* 1988;10(2):137-42.
- w1111** Bardhan KD et al. Gastric ulcer healing: A comparison of enprostil versus ranitidine. *J Clin Gastroenterol* 1991;13(2):157-62.
- w1112** Dammann HG et al. Comparative clinical trial of enprostil and ranitidine in the treatment of gastric ulcer. *Am J Med* 1986;81(2A):80-4.
- w1113** Morgan AG et al. A comparison between enprostil and ranitidine in the management of gastric ulceration. *Aliment Pharm Therap* 1990;4(6):635-41.
- w1114** Mackinnon M et al. Enprostil and ranitidine: comparative efficacy and safety in patients with duodenal ulcer. *Aust NZ J Med* 1987;17(3):316-20.
- w1115** Lauritsen K et al. Enprostil and ranitidine in duodenal ulcer healing: double blind comparative trial. *Brit Med J Clin Res Ed* 1986;292(6524):864-6.
- w1116** Goldin E et al. Comparison of misoprostol and ranitidine in the treatment of duodenal ulcer. *Israel J Med Sci* 1988;24(6):282-5.
- w1117** Simjee AE et al. A comparative study of misoprostol and ranitidine in the healing of duodenal ulcers. A double-blind controlled trial. *S Afr Med J* 1987;72:15-7.
- w1118** Gonvers J-J et al. Gastric ulcer: a double blind comparison of 800mcg misoprostol versus 300mg ranitidine. *Hepato-gastroenterol* 1987; 34(5): 233-5.
- w1119** Lavignolle A et al. Rioprostil vs. ranitidine in duodenal ulcer healing: a double-blind multicentre trial. *Scand J Gastroenterol* 1989;24(suppl.164):194-7.
- w1120** Lauritsen K et al. Rioprostil and ranitidine in the treatment of prepyloric gastric ulcer. A double-blind comparative trial. *Scand J Gastroenterol* 1989;24(3):368-72.
- w1121** Dammann HG et al. A single evening dose of rioprostil, 600 micrograms, in the treatment of acute duodenal ulcers. *Scand J Gastroenterol* 1989;24(164)(Suppl.):215-8.
- w1122** Quinton A et al. Treatment of benign gastric ulcer: A comparative clinical trial of rioprostil and ranitidine. *Scand J Gastroenterol* 1989;24(164)(Suppl.):178-83.
- w1123** Dammann HG et al. Rioprostil 600 micrograms nocte: high duodenal ulcer healing rates and low incidence of side effects. *Adv Prostag Thromb L* 1987;17A:303-6.
- w1124** Coremans G et al. Efficacy and safety of rioprostil, 300 micrograms b.d., in the treatment of duodenal ulcer: a double-blind, controlled multicentre clinical study vs. ranitidine. *Scand J Gastroenterol* 1989;164(Suppl.):198-205.
- w1125** Businger JA et al. Rioprostil, a new prostaglandin E1 analogue, in the once-daily treatment of acute duodenal ulcer: a comparison with ranitidine. *Scand J Gastroenterol* 1989;164(Suppl.):161-7.
- w1126** Rutgeerts P et al. Efficacy and safety of rioprostil, 300 micrograms b.d., in the treatment of gastric ulcer: a comparison vs. ranitidine, 150mg b.d. in a randomized multicentre study. *Scand J Gastroenterol* 1989;164(Suppl.):184-90.
- w1127** Yang CW et al. Prevention of post-transplant peptic ulcer by misoprostol. *Nephron* 1996;74(1):131-5.
- w1128** Yoshida N et al. Management of recurrence of symptoms of gastroesophageal reflux disease: synergistic effect of rebamipide with 15 mg lansoprazole. *Digest Dis Sci* 2010;55(12):3393-8.

## References for trials listed in Webtables 1-7

- w1129** Mizukami K et al. Aspirin-induced small bowel injuries and the preventive effect of rebamipide. *World J Gastroenterology* 2011;17(46):5117-22.
- w1130** Murata H et al. Combination of enprostil and cimetidine is more effective than cimetidine alone in treating gastric ulcer: prospective multicenter randomized controlled trial. *Hepato-gastroenterol* 2005;52(66):1925-9.
- w1131** Saita H et al. Combination therapy with lansoprazole, amoxicillin, and rebamipide for cure of *Helicobacter pylori* infection and histological gastritis in gastric ulcer patients. *Jpn Arch Int Med* 1996;43(2):15-25. [Japanese]
- w1132** Jang JS et al. Interim analysis of preventive effect of PPI alone, PPI plus rebamipide and H2RA plus rebamipide on bleeding from after endoscopic submucosal dissection : A prospective randomized controlled trial. *Gastrointestinal Endoscopy* 2012;1: AB236-AB7.
- w1133** Araki H et al. Combination of proton pump inhibitor and rebamipide, a free radical scavenger, promotes artificial ulcer healing after endoscopic submucosal dissection with dissection size >40 mm. *J Clin Biochem and Nutri* 2012;51(3):185-188.
- w1134** Kobayashi M et al. Contributing factors to gastric ulcer healing after endoscopic submucosal dissection including the promoting effect of rebamipide. *Dig Dis Sci* 2012;57(1):119-126.
- w1135** Yilmaz S et al. Does adding misoprostol to standard intravenous proton pump inhibitor protocol improve the outcome of aspirin/NSAID-induced upper gastrointestinal bleeding?: a randomized prospective study. *Digest Dis Sci* 2007;52(1):110-8.