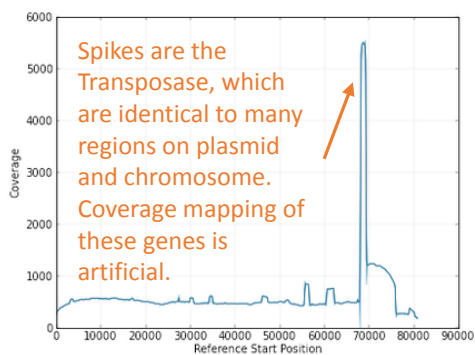


Coverages against different reference sequences

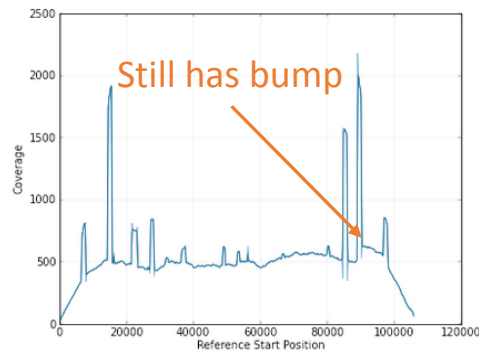
- **All** SMRT cell data was mapped against single reference sequences: pVV8, pVV8 w/ 4 copies of the repeated region, pVV8 with 5 copies of the repeated region, and pVV8 with 7 copies
- 5 copies has 'smoothest' coverage, likely correct

1 repeat



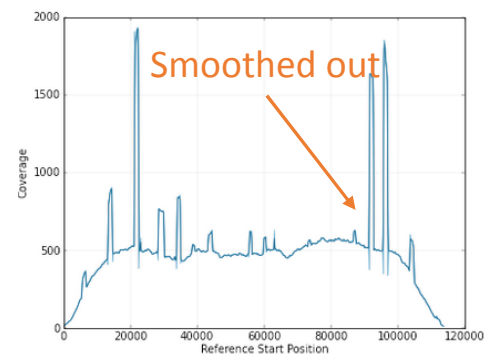
Observed depth of coverage across *Thermus_thermophilus_HB8_plasmid_pVV8* (window size = 200bp).

4 repeats



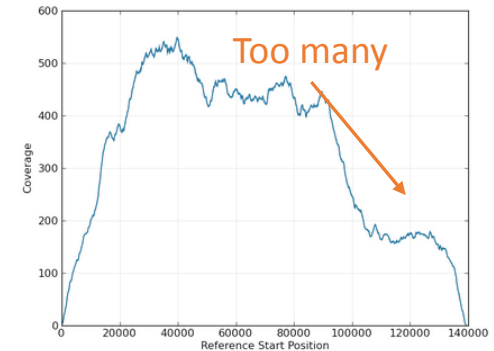
Observed depth of coverage across *scfiquiver_pVV_4copy_NRS* (window size = 200bp).

5 repeats



Observed depth of coverage across *Contig21_trimmed* (window size = 200bp).

7 repeats



Observed depth of coverage across *unitig_2* (window size = 200bp).