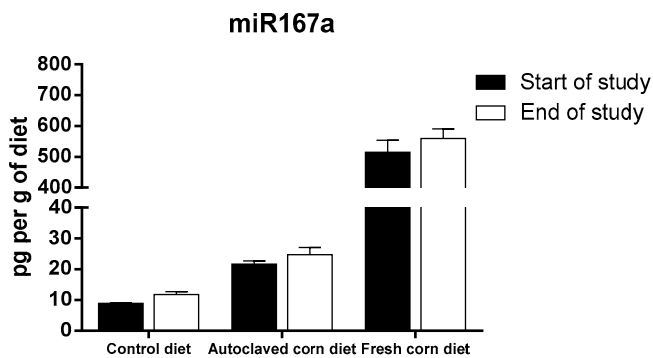
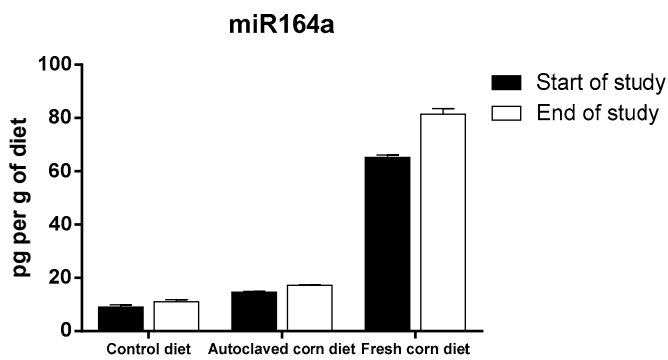
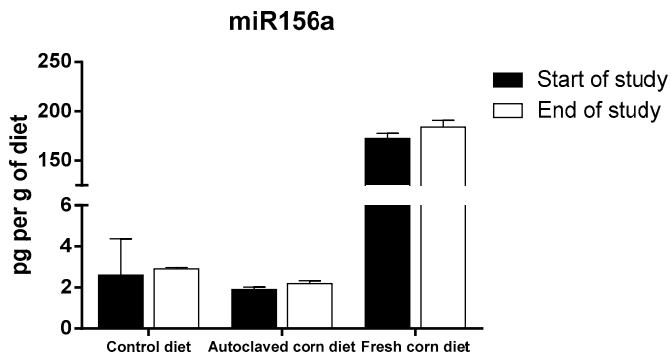


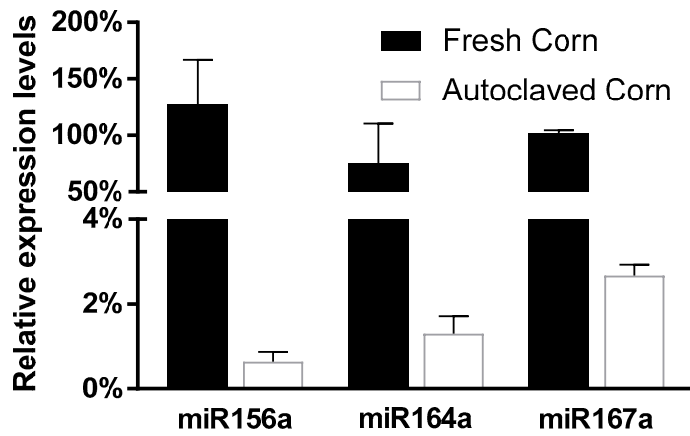
SUPPLEMENTAL INFORMATION:

Supplemental Table 1. Diet composition

Diet group	AIN93M base diet	AIN93M+3% fresh corn powder	AIN93M+3% autoclaved corn powder
Ingredient	gm	gm	gm
Casein	140	135.9	135.9
L-Cystine	1.8	1.8	1.8
Corn Starch	495.692	473.8	473.8
Maltodextrin 10	125	125	125
Sucrose	100	97	97
Cellulose, BW200	50	47.5	47.5
Soybean Oil	40	39.1	39.1
t-Butylhydroquinone	0.008	0.008	0.008
Mineral Mix S10022M	35	35	35
Vitamin Mix V10037	10	10	10
Choline Bitartrate	2.5	2.5	2.5
Fresh corn powder	0	30	0
Autoclaved corn powder	0	0	30
Total	1000	997.608	997.608
Fresh corn powder %	0.00	3.01	0.00
Autoclaved corn powder %	0.00	0.00	3.01
gm			
Protein	125.0	125.0	125.0
Fat	40.0	40.0	40.0
Total Carbohydrate	730.7	730.7	730.7
Sugar	100.0	100.0	100.0
Fiber	50.0	50.0	50.0
kcal			
Protein	500	500	500
Fat	360	360	360
Total Carbohydrate	2923	2923	2923
Sugar	400	400	400
Total kcal	3783	3783	3783
kcal%			
Protein	13	13	13
Fat	10	10	10
Total Carbohydrate	77	77	77
Sugar	11	11	11
Total	100	100	100
kcal/gm	3.78	3.79	3.79



Supplemental Fig. 1 Stability of corn miRNAs in the AIN-93M diet at the start and end of the feeding period. MiRNAs were extracted from AIN-93M diets at the start or end of the feeding period. The relative concentrations of miR156a, miR164a, and miR167a were determined using RT-PCR.



Supplemental Fig. 2 Degradation of corn miRNAs after autoclaving. Fresh corn kernels were autoclaved at 121 °C for 30 min. Then miRNAs were extracted from fresh corn kernels or autoclaved corn kernels. The relative concentrations of miR156a, miR164a, and miR167a were determined using RT-PCR.