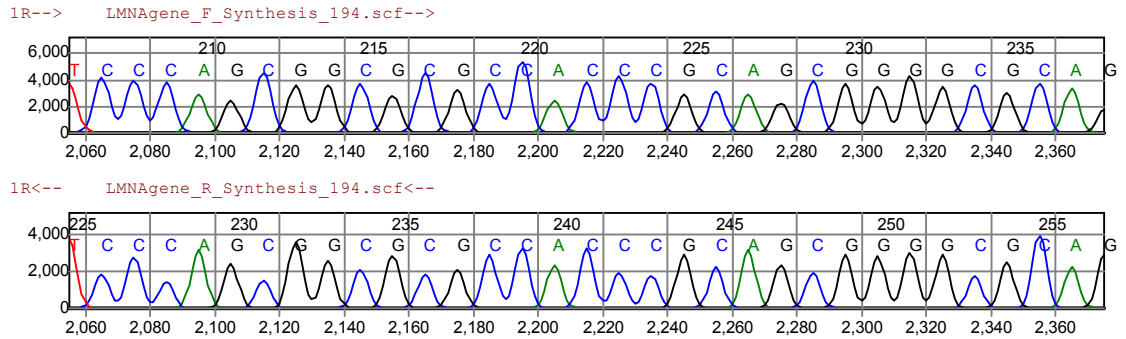
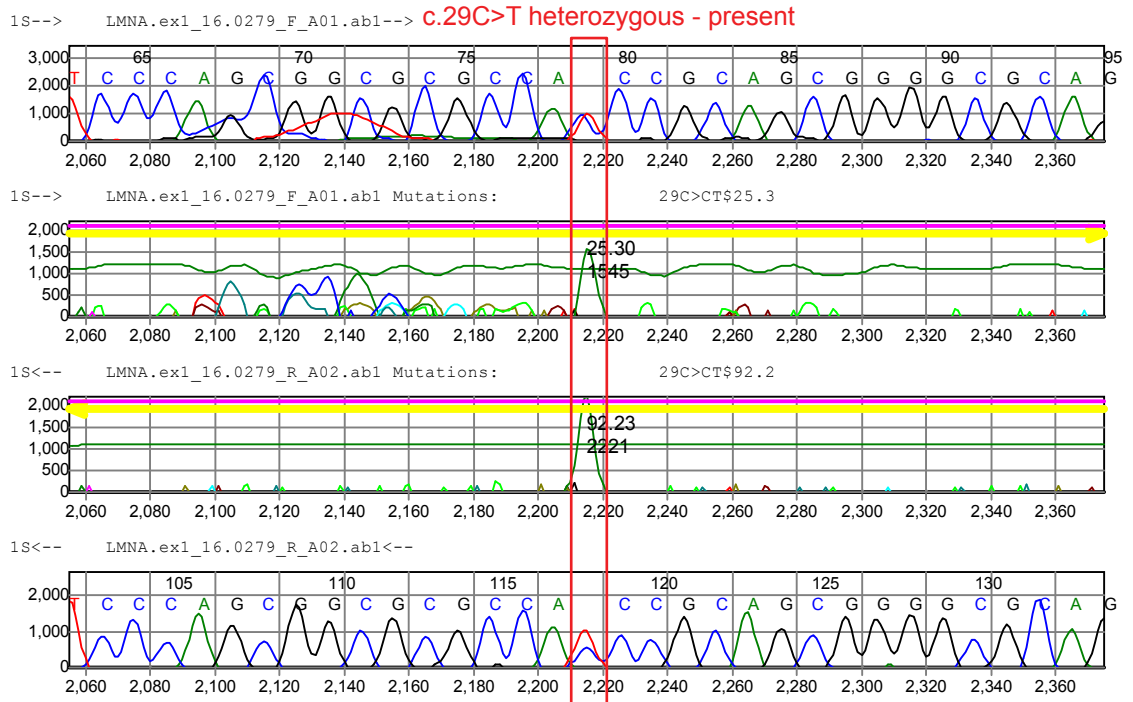


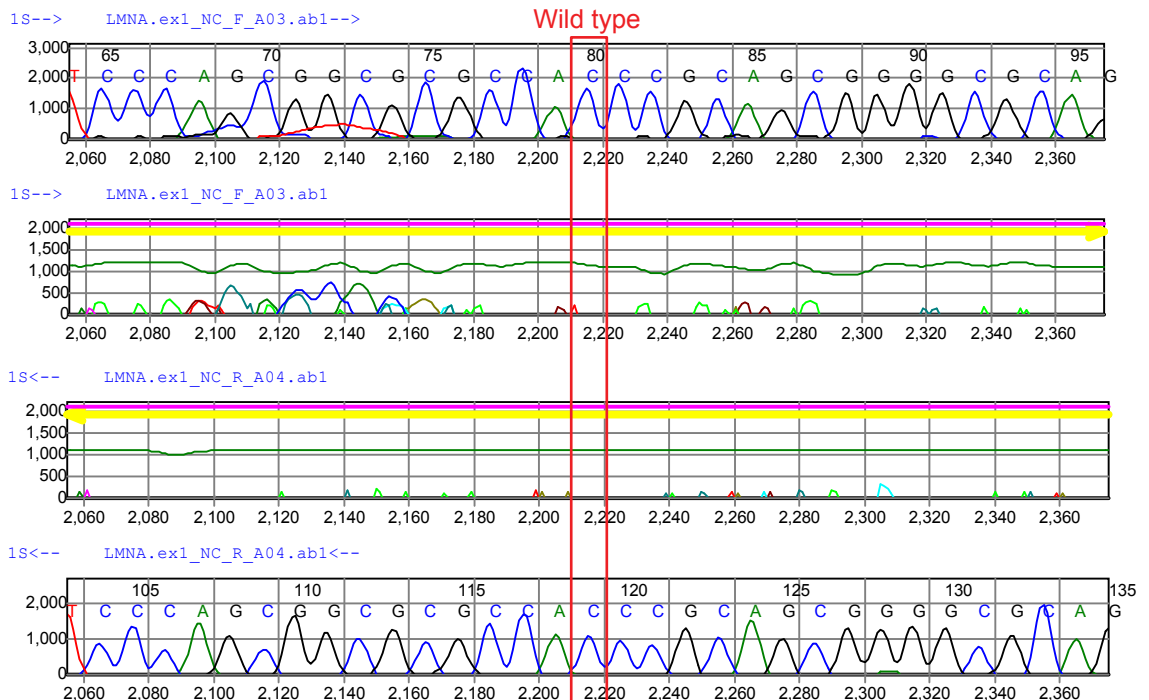
KM



Patient



Normal control



Appendix 2

Antibody	Clone, source and dilution	Retrieval Protocol
MHC1	HLA-ABC (Clone W6/32) Dako cat# M0736 used at a dilution of 1:1000	I-View DAB Kit, 44 minutes primary antibody incubation (no heat)
LAMIN A/C	(Clone 131C3) Millipore cat# MAB3538 used at a dilution of 1:50	I-View DAB Kit, 44 minutes primary antibody incubation (no heat)
C5b9	(Clone aE11) Dako cat# M0777 used at a dilution of 1:50	UltraView DAB Kit, Ultra CC1 36 minutes, 32 minutes primary antibody incubation at 37°C
CD163	(Clone 10D6) Leica cat# NCL-CD163 used at a dilution of 1:100	UltraView DAB Kit, Ultra CC1 36 minutes, 32 minutes primary antibody incubation at 37°C
CD3	(Clone 2GV6) Ventana cat# 790-4341 (pre-dilute)	UltraView DAB Kit, Ultra CC1 36 minutes, 28 minutes primary antibody incubation at 36°C
CD20	(Clone L26) Ventana cat# 760-2531 (pre-dilute)	UltraView DAB Kit, Ultra CC1 20 minutes, 32 minute primary antibody incubation at 36°C, UltraWash

Appendix 2. Antibodies used for immunohistochemistry