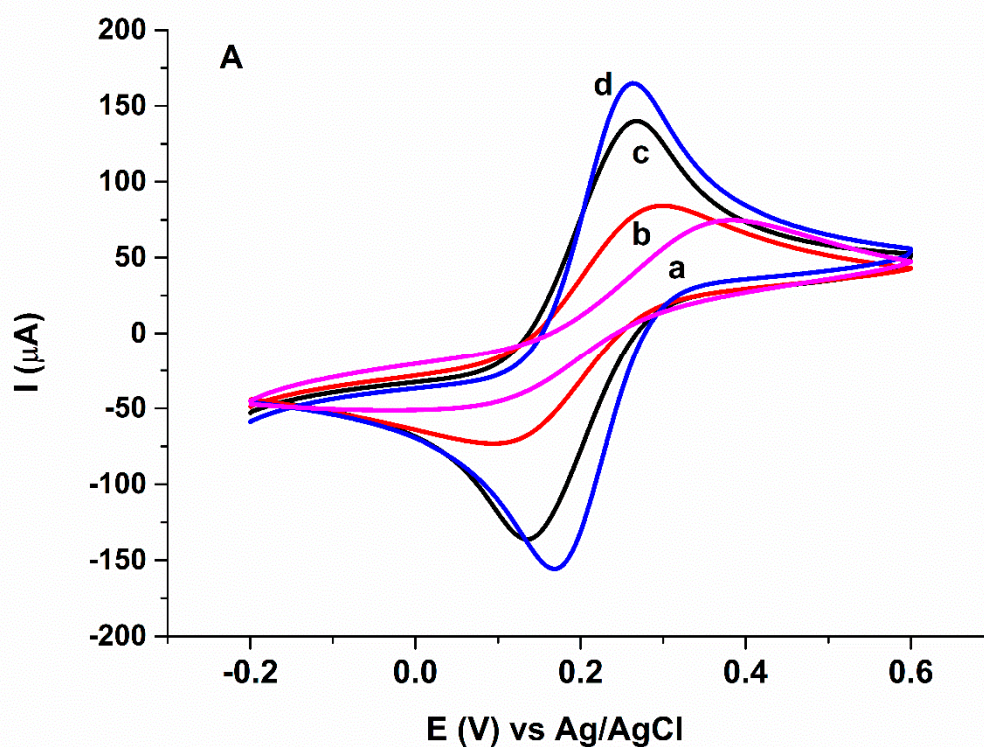
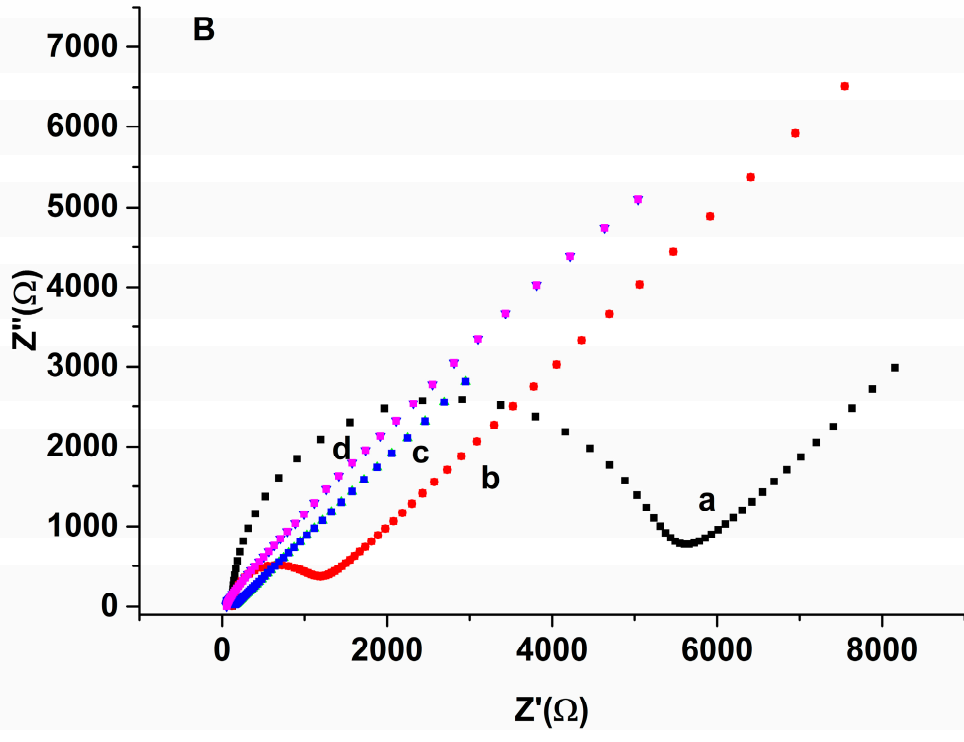


Non-enzymatic electrochemical sensing of malathion pesticide in tomato and apple samples based on gold nanoparticles-chitosan-ionic liquid hybrid nanocomposite

Gulcin Bolat, Serdar Abaci *

Hacettepe University, Faculty of Science, Department of Chemistry, 06800, Beytepe-Ankara, Turkey;
e-mails: gbolat@hacettepe.edu.tr; sabaci@hacettepe.edu.tr





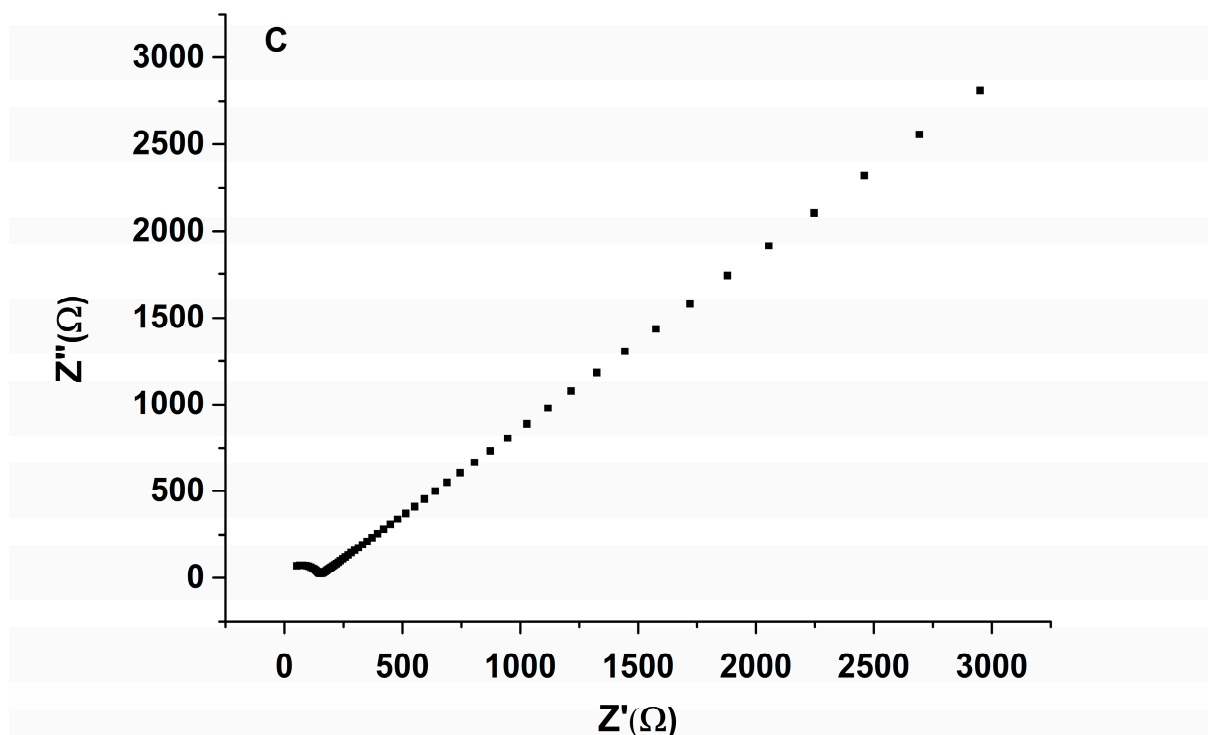


Figure S1. (A) CVs of a) Bare PGE b) CS-IL/PGE c) AuNP-CS-IL/PGE d) AuNP/PGE in 0.1 M KCl containing 5.0 mM $[\text{Fe}(\text{CN})_6]^{3-/4-}$. Scan rate: 50 mV s^{-1} . (B) Electrochemical impedance spectroscopy (EIS) of a) Bare PGE, b) CS-IL/PGE, c) AuNP-CS-IL/PGE, d) AuNP/PGE in 0.1 M KCl containing 5.0 mM $[\text{Fe}(\text{CN})_6]^{3-/4-}$ (C) EIS of AuNP-CS-IL/PGE in 0.1 M KCl containing 5.0 mM $[\text{Fe}(\text{CN})_6]^{3-/4-}$, (Frequency range 0.1-100,000 Hz).

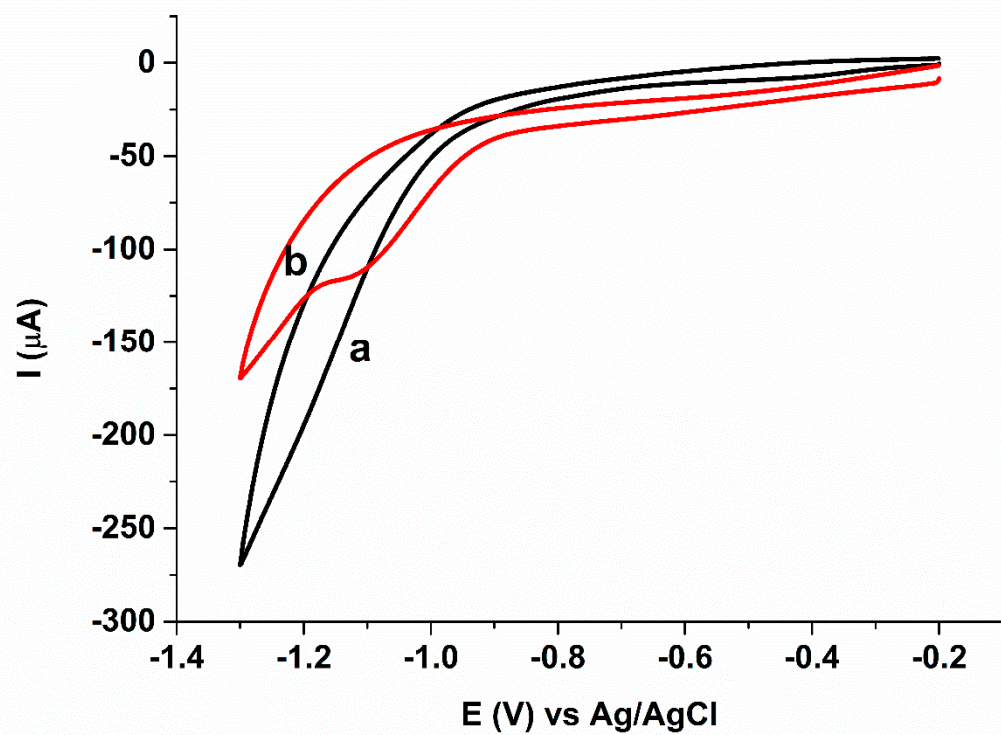


Figure S2. AuNP-CS-IL/PGE in pH 7.0 BR containing 20.8 nM MLT a) in the presence of oxygen, b) nitrogen gas purged. Scan rate: 100 mV.s⁻¹.