

Name:

DOB:

ID:

Central 24-2 Threshold Test

Fixation Monitor: Gaze/Blind Spot

Stimulus: III, White

Pupil Diameter: 4.9 mm

Date:

Fixation Target: Central

Background: 31.5 ASB

Visual Acuity:

Time:

Fixation Losses: 1/14

Strategy: SITA-Standard

RX: -0.25 DS DC X

Age:

False POS Errors: 0 %

False NEG Errors: 0 %

Test Duration: 04:31

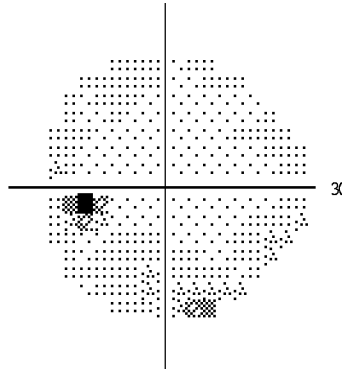
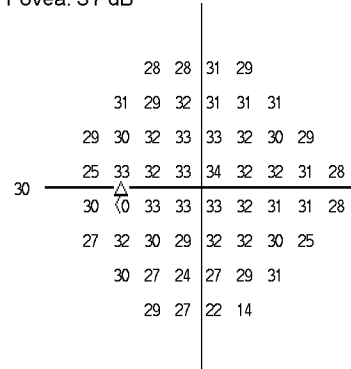
GHT: Outside Normal Limits

Fovea: 37 dB

VFI 97%

MD -0.52 dB

PSD 3.11 dB P < 2%



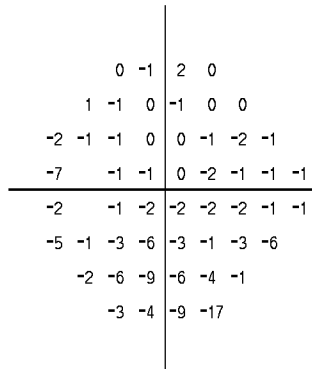
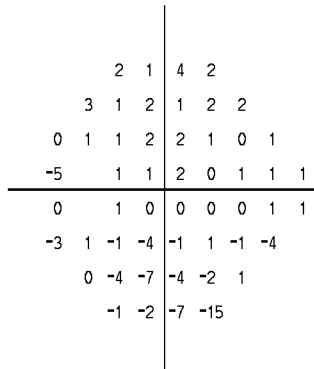
GPA

30-2

No Progression Detected

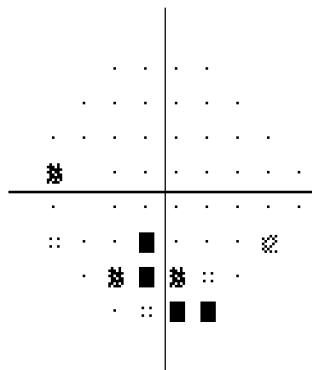
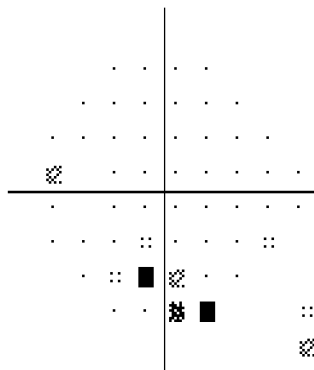
See GPA printout for complete analysis

- ▲ P < 5% Deterioration
- ▲ P < 5% (2 consecutive)
- ▲ P < 5% (3+ consecutive)
- X Out of Range



Total Deviation

Pattern Deviation



:: < 5%  
 ■ < 2%  
 ■ < 1%  
 ■ < 0.5%

INDIANA UNIVERSITY BCOR  
 800 E ATWATER AVE  
 BLOOMINGTON, IN 47405