

Single Field Analysis

Eye: Right

Name:	DOB:
ID:	

Central 24-2 Threshold Test

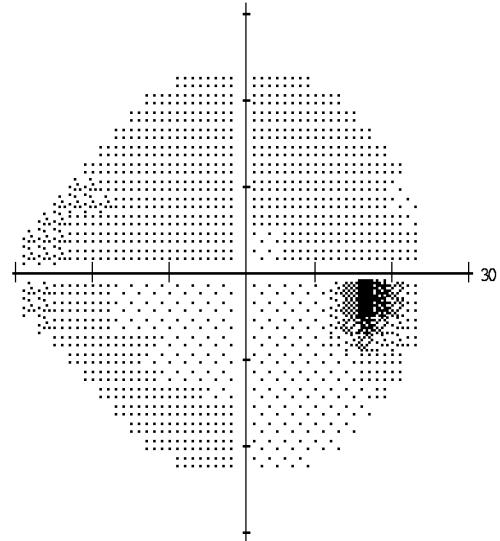
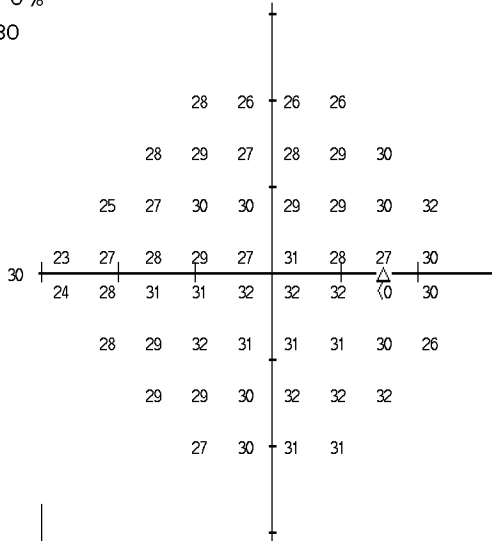
Fixation Monitor: Gaze/Blind Spot  
 Fixation Target: Central  
 Fixation Losses: 2/13  
 False POS Errors: 0 %  
 False NEG Errors: 0 %  
 Test Duration: 04:30

Stimulus: III, White  
 Background: 31.5 ASB  
 Strategy: SITA-Standard

Pupil Diameter: 5.1 mm  
 Visual Acuity:  
 RX: -1.50 DS DC X

Date:  
 Time:  
 Age:

Fovea: 36 dB



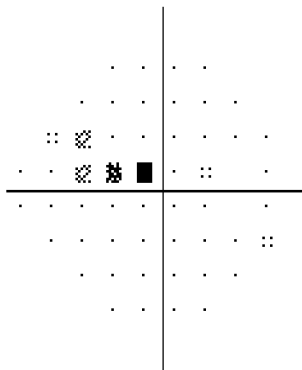
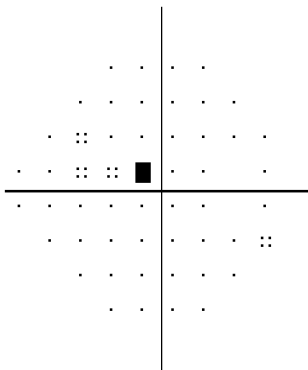
2	0	0	0
0	0	-2	-1 1 3
-3	-3	-1	-1 -1 1 4
-3	-2	-3	-3 -5 0 -3 1
-3	-1	0	-1 0 0 1 1
0	-2	0	-1 0 0 0 -3
0	-1	-1	1 2 2
-1	1	2	2

0	-2	-2	-2
-2	-2	-4	-2 -1 1
-4	-4	-2	-3 -3 -2 -1 2
-5	-3	-4	-4 -7 -2 -4 0
-4	-2	-2	-3 -2 -2 0 -1
-2	-3	-1	-3 -2 -1 -2 -5
-2	-2	-3	0 0 1
-3	-1	0	0

GHT  
 Outside Normal Limits  
 VFI 98%  
 MD -0.62 dB  
 PSD 1.80 dB P < 10%

Total Deviation

Pattern Deviation



:: < 5%  
 ☒ < 2%  
 ■ < 1%  
 ■ < 0.5%

INDIANA UNIVERSITY BCOR  
 800 E ATWATER AVE  
 BLOOMINGTON, IN 47405

