

Name:	DOB:
ID:	

Central 24-2 Threshold Test

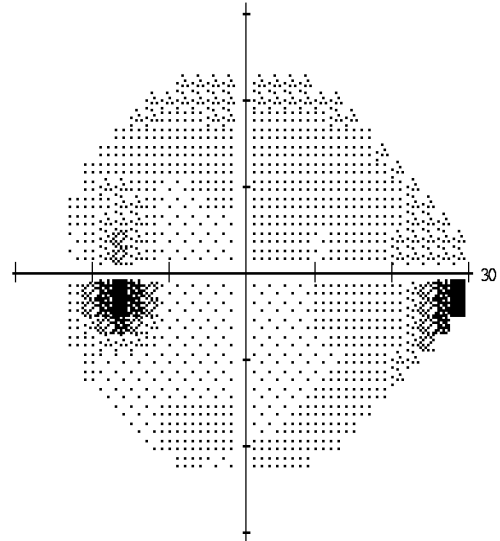
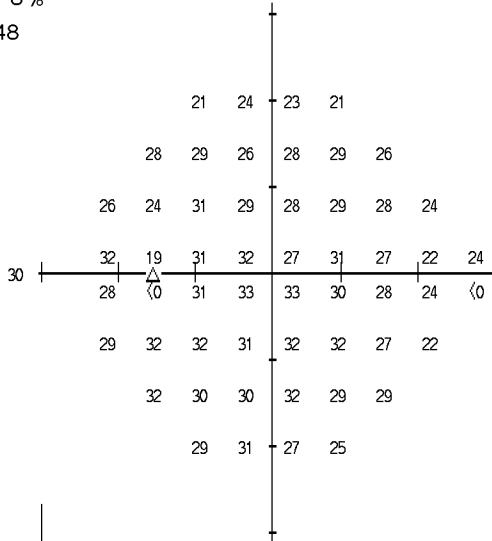
Fixation Monitor: Blind Spot
 Fixation Target: Central
 Fixation Losses: 1/16
 False POS Errors: 0 %
 False NEG Errors: 8 %
 Test Duration: 05:48

Stimulus: III, White
 Background: 31.5 ASB
 Strategy: SITA-Standard

Pupil Diameter: 5.6 mm
 Visual Acuity:
 RX: +3.25 DS DC X

Date:
 Time:
 Age:

Fovea: 36 dB



-5	-2	-4	-5				
1	0	-3	-1	0	-2		
-2	-5	1	-1	-3	-1	-2	-4
3	0	1	-5	-1	-3	-7	-2
-2	0	1	0	-2	-3	-5	-28
0	2	1	-1	1	0	-3	-6
2	0	-1	1	-1	0		
0	1	-2	-3				

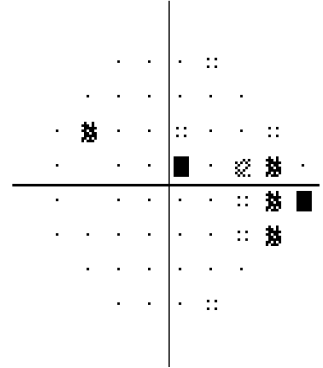
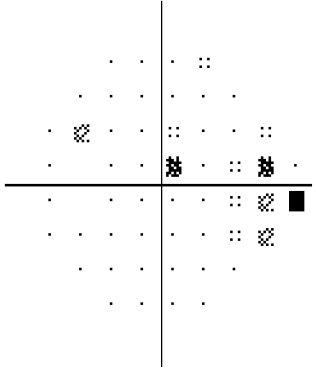
-5	-3	-4	-6				
0	0	-3	-2	-1	-2		
-3	-6	0	-2	-4	-2	-5	
2	-1	0	-6	-2	-4	-7	-3
-3	-1	1	0	-2	-3	-6	-29
-1	1	0	-1	0	-1	-4	-7
1	-1	-2	0	-2	-1		
-1	0	-3	-4				

GHT
 Outside Normal Limits

 VFI 96%
 MD -1.48 dB
 PSD 3.43 dB P < 1%

Total Deviation

Pattern Deviation



:: < 5%
 ☒ < 2%
 ☒ < 1%
 ■ < 0.5%

INDIANA UNIVERSITY BCOR
 800 E ATWATER AVE
 BLOOMINGTON, IN 47405