

Name:	DOB:
ID:	

Central 24-2 Threshold Test

Fixation Monitor: Gaze/Blind Spot  
 Fixation Target: Central  
 Fixation Losses: 0/16  
 False POS Errors: 3 %  
 False NEG Errors: 8 %  
 Test Duration: 05:26

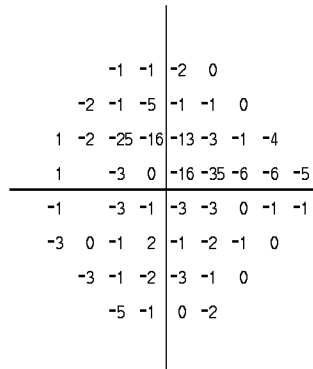
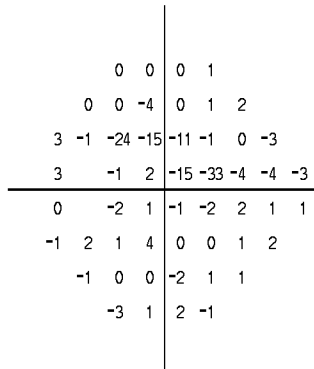
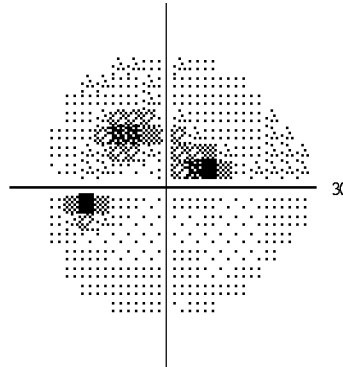
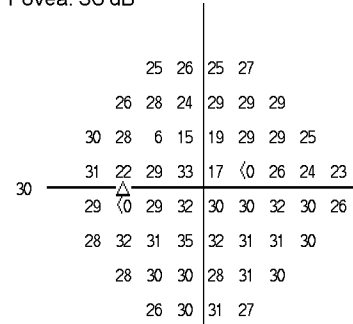
Stimulus: III, White  
 Background: 31.5 ASB  
 Strategy: SITA-Standard

Pupil Diameter: 4.6 mm  
 Visual Acuity:  
 RX: +4.75 DS DC X  
 Date:  
 Time:  
 Age:

GHT: Outside Normal Limits

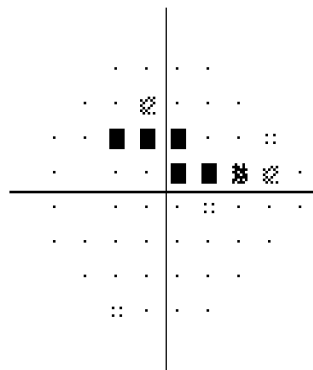
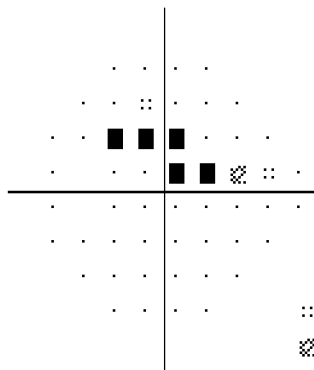
Fovea: 36 dB

VFI 90%  
 MD -2.44 dB P < 5%  
 PSD 7.79 dB P < 0.5%



Total Deviation

Pattern Deviation



∴ < 5%  
 ⊠ < 2%  
 ⊞ < 1%  
 ■ < 0.5%

GPA

30-2

No Progression Detected

See GPA printout for complete analysis

Δ P < 5% Deterioration  
 ▲ P < 5% (2 consecutive)  
 ▴ P < 5% (3+ consecutive)  
 X Out of Range

INDIANA UNIVERSITY BCOR  
 800 E ATWATER AVE  
 BLOOMINGTON, IN 47405

