

Name:	DOB:
ID:	

Central 24-2 Threshold Test

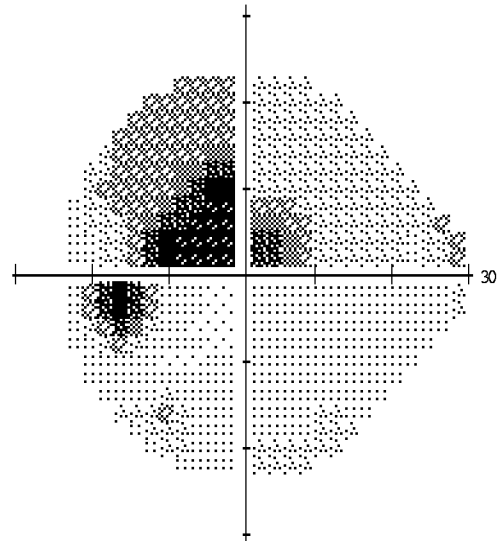
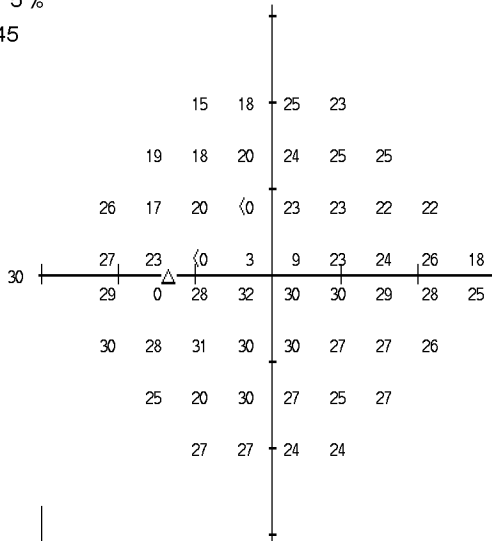
Fixation Monitor: Gaze/Blind Spot
 Fixation Target: Central
 Fixation Losses: 2/16
 False POS Errors: 3 %
 False NEG Errors: 5 %
 Test Duration: 06:45

Stimulus: III, White
 Background: 31.5 ASB
 Strategy: SITA-Standard

Pupil Diameter: 5.2 mm
 Visual Acuity:
 RX: +3.00 DS DC X

Date:
 Time:
 Age:

Fovea: 36 dB



-10	-8	0	-3				
-8	-9	-8	-5	-3	-3		
-2	-11	-9	-32	-7	-7	-7	-6
-2	-32	-28	-22	-8	-6	-3	-7
0	-3	0	-1	-2	-1	-1	0
1	-2	0	-1	-2	-4	-3	-2
-4	-10	-1	-3	-5	-2		
-2	-2	-5	-4				

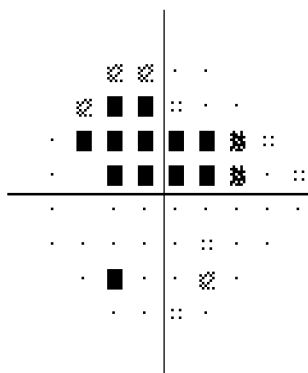
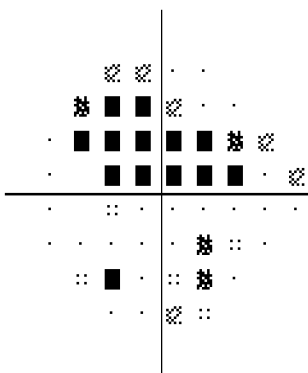
-9	-7	0	-2				
-7	-8	-7	-4	-2	-2		
-1	-11	-9	-31	-6	-7	-6	-5
-1	-32	-28	-21	-8	-6	-2	-7
1	-2	1	-1	-1	-1	0	0
2	-1	1	0	-1	-4	-2	-1
-4	-9	0	-3	-5	-1		
-1	-1	-5	-3				

GHT
 Outside Normal Limits

VFI 77%
 MD -6.16 dB P < 0.5%
 PSD 8.58 dB P < 0.5%

Total Deviation

Pattern Deviation



□ < 5%
 ⊠ < 2%
 ■ < 1%
 ■ < 0.5%

INDIANA UNIVERSITY BCOR
 800 E ATWATER AVE
 BLOOMINGTON, IN 47405

