

Supporting Information

**A Catalytic Highly Enantioselective Allene Approach to
Oxazolines**

Hongwen Luo,^[b] Zheng Yang,^[a] Weilong Lin,^[a] Yangguangyan Zheng,^[c] and
Shengming Ma^{*[a,c]}

[a] State Key Laboratory of Organometallic Chemistry, Shanghai Institute of Organic
Chemistry, Chinese Academy of Sciences, 345 Lingling Lu, Shanghai 200032, P. R.
China

[b] Shanghai Key Laboratory of Green Chemistry and Chemical Process, Department
of Chemistry, East China Normal University, 3663 North Zhongshan Lu, Shanghai
200062, P. R. China

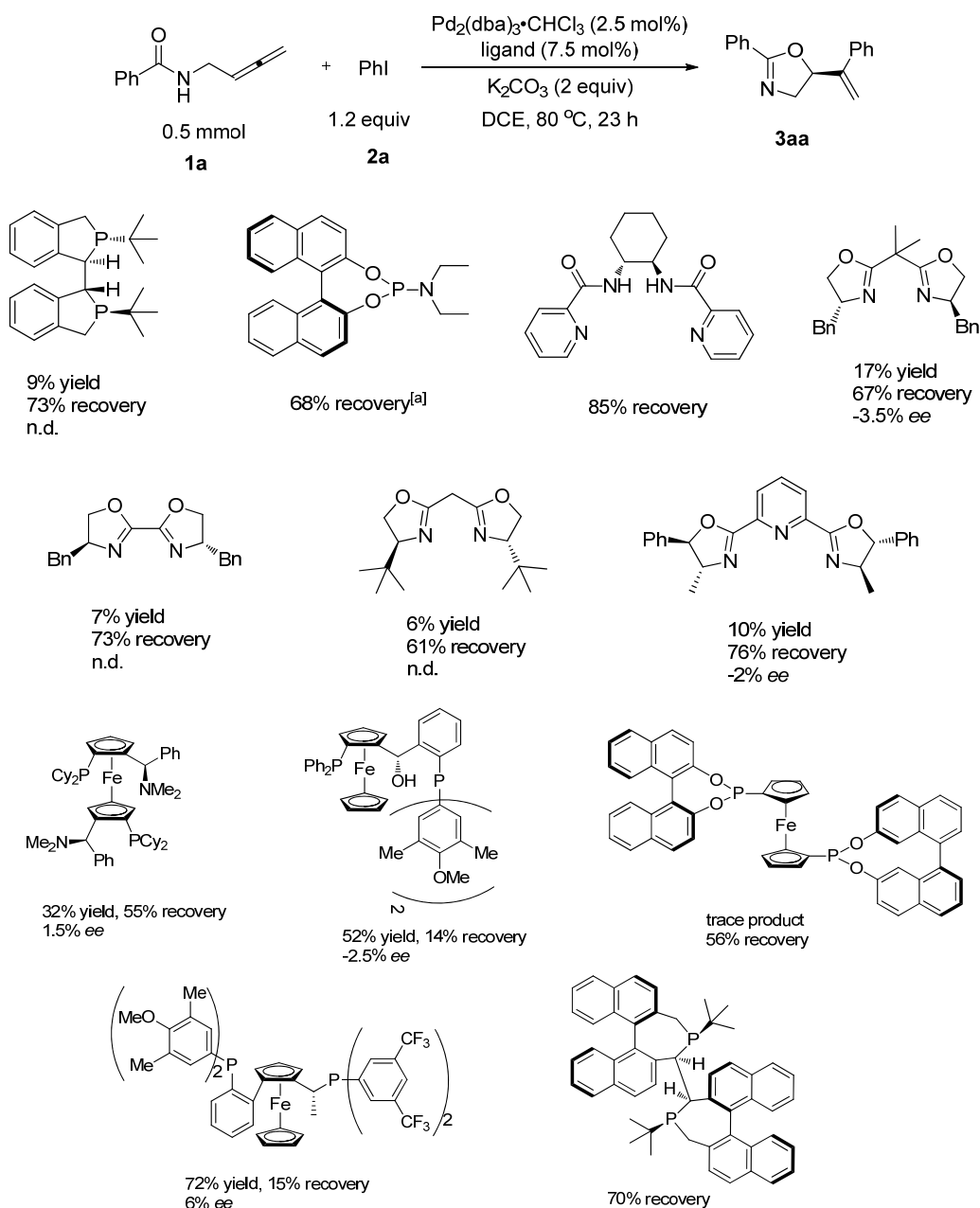
[c] Department of Chemistry, Fudan University, 220 Handan Road, Shanghai 200433,
P. R. China

Fax: (+86)21-61647516

E-mail: masm@sioc.ac.cn

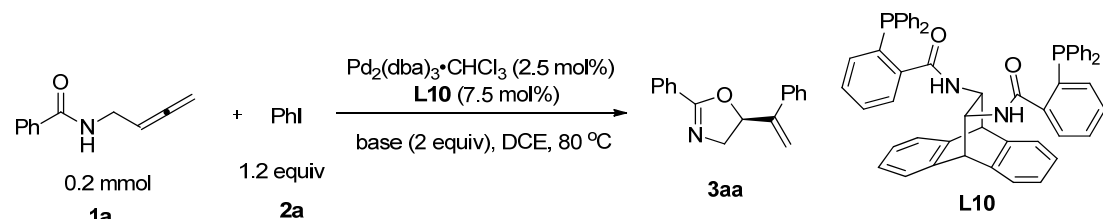
General information	S2
Screening of ligands not listed in Scheme 3	S3
Screening of bases not listed in Table 1	S4
Screening of solvents not listed in Table 2	S5
Study of aromatic solvents and temperature	S6
Optimization of concentration	S7
Experimental details and analytical data	S8-S33
References	S34
¹ H, ¹³ C NMR and HPLC spectra of products	S35-S169

General Information. NMR spectra were taken with an Agilent-400 spectrometer (400 MHz for ^1H NMR, 100 MHz for ^{13}C NMR, and 376 MHz for ^{19}F NMR) in CDCl_3 . Chemical shifts for ^1H NMR and ^{13}C NMR were recorded in ppm in relative to the TMS in CDCl_3 , and those for ^{19}F NMR were recorded in ppm in relative to the CFCl_3 as internal standard, and coupling constants were reported in Hz. All reactions were carried out in flame-dried Schlenk tube under argon atmosphere. $\text{Pd}_2(\text{dba})_3 \cdot \text{CHCl}_3$ was purchased from Alfa Aesar; (*R,R*)-ANDEN-Phenyl Trost ligand (**L10**) used in Scheme 1, Table 1-2 (except entry 13, Table 2), and Table S3-S4 was purchased from Sigma-Aldrich; (*R,R*)-ANDEN-Phenyl Trost ligand (**L10**) used in Table 3 and Table S5-S6 was synthesized according to the literature,^[1] and the chiral material (11*R*,12*R*)-9,10-dihydro-9,10-ethanoanthracene-11,12-diamine (> 99% *ee*) used in reaction was purchased from AstaTech Pharmaceutical Co., Ltd. (Chengdu, China). Aryl iodides were all commercially available used as received except iodobenzene, which was distilled before used. Cesium carbonate and 5-chloro-1*H*-indole were purchased from Sun Chemical Technology Co., Ltd (Shanghai, China) and used as received. CuI and diethylamine were purchased from Sinopharm Chemical Reagent Co., Ltd (Shanghai, China) and used as received. Benzene and 1,4-dioxane were dried over sodium wire with benzophenone as the indicator and distilled freshly before use. All the temperatures are referred to the oil baths used. *N*-(Buta-2,3-dienyl)amide^[2a] and racemic oxazolines^[2b] were synthesized according to the reported procedures.



Scheme S1. Other ligands studied in the palladium-catalyzed asymmetric coupling-cyclization reaction of *N*-(buta-2,3-dienyl)amide **1a** with iodobenzene **2a**. Experiments were performed with **1a** (0.5 mmol), **2a** (0.6 mmol), $\text{Pd}_2(\text{dba})_3 \cdot \text{CHCl}_3$ (0.0125 mmol), ligand (0.0375 mmol), and K_2CO_3 (1.0 mmol) in DCE (5 mL) for 23 h at 80 °C under Ar atmosphere. The yield of **3aa** and recovery of **1a** were determined by ^1H NMR analysis using 1,3,5-trimethylbenzene as the internal standard. The *ee* values were determined by HPLC analysis. n.d.= not determine. [a] 0.0625 mmol of ligand was used.

Table S1. Other bases studied in the palladium-catalyzed asymmetric coupling-cyclization reaction of *N*-(buta-2,3-dienyl)amide **1a** with iodobenzene **2a**.^[a]



Entry	Base	Time (h)	3aa		Recovery of 1a (%) ^[b]
			Yield (%) ^[b]	<i>ee</i> (%) ^[c]	
1	Li_2CO_3	22.5	-	-	80
2	NaHCO_3	23	35	47	61
3	KHCO_3	23	35	50	54
4	LiF	22.6	-	-	81
5	NaF	22.6	-	-	79
6	KF	22.3	29	10	56
7	CsF	22.3	35	13	46
8	K_2HPO_4	23	9	n.d. ^[d]	73
9	KH_2PO_4	23	-	-	80
10	NaO^iBu	23	7	n.d. ^[d]	65
11	KO^iBu	22.8	-	-	79
12	NaOMe	22.8	16	n.d. ^[d]	59
13	NaOEt	23	13	n.d. ^[d]	61
14	NaO^iPr	23	25	43	51
15	TMEDA	23	6	n.d. ^[d]	66
16	DMAP	23	-	-	48
17	DBU	23	-	-	41
18	DABCO	23	-	-	78

[a] Experiments were performed with **1a** (0.2 mmol), **2a** (0.24 mmol), $\text{Pd}_2(\text{dba})_3 \cdot \text{CHCl}_3$ (0.005 mmol), **L10** (0.015 mmol), and base (0.4 mmol) in DCE (2 mL) at 80 °C under Ar atmosphere. [b] The yield and recovery were determined by ^1H NMR analysis using 1,3,5-trimethylbenzene as the internal standard. [c] The *ee* values were determined by HPLC analysis. [d] n.d.= not determined.

Table S2. Other solvents studied in the palladium-catalyzed asymmetric coupling-cyclization reaction of *N*-(buta-2,3-dienyl)amide **1a** with iodobenzene **2a**.^[a]

Reaction scheme: **1a** (0.2 mmol) + **2a** (1.2 equiv) $\xrightarrow[\text{Cs}_2\text{CO}_3 (2 \text{ equiv}), \text{solvent, temp., 23 h}]{\text{Pd}_2(\text{dba})_3 \cdot \text{CHCl}_3 (2.5 \text{ mol}\%), \text{L10} (7.5 \text{ mol}\%)}$ **3aa**.
L10 structure: A complex ligand with two PPh₂ groups and a central nitrogen atom coordinated to a metal center.

Entry	Solvent	Temp. (°C)	3aa		Recovery of 1a (%) ^[b]
			Yield (%) ^[b]	<i>ee</i> (%) ^[c]	
1	CHCl ₃	70	9	n.d. ^[d]	60
2	CCl ₄	80	-	-	63
3	CHCl ₂ CHCl ₂	80	-	-	79
4	CH ₂ BrCH ₂ Br	80	55	7	7
5	<i>n</i> -Hexane	70	61	26	10
6	^t BuOH	80	68	39	3
7	DMF	80	75	3	7
8	DMSO	80	62	0	-
9	NMP	80	62	0	-
10	CH ₃ NO ₂	80	-	-	54
11	CH ₃ CN	80	55	14	39
12	EtOAc	80	78	57	3
13	TEA	80	48	60	7

[a] Experiments were performed with **1a** (0.2 mmol), **2a** (0.24 mmol), Pd₂(dba)₃·CHCl₃ (0.005 mmol), **L10** (0.015 mmol), and Cs₂CO₃ (0.4 mmol) in solvent (2 mL) for 23 h under Ar atmosphere. [b] The yield and recovery were determined by ¹H NMR analysis using 1,3,5-trimethylbenzene as the internal standard. [c] The *ee* values were determined by HPLC analysis. ^d n.d.= not determined.

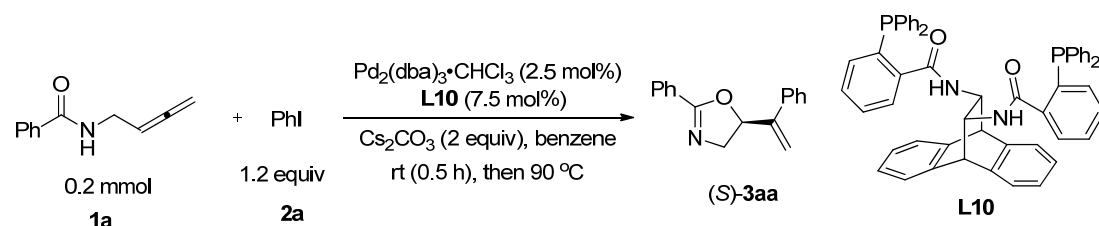
Table S3. Studies of solvent and temperature in the palladium-catalyzed asymmetric coupling-cyclization reaction of *N*-(buta-2,3-dienyl)amide **1a** with iodobenzene **2a**.^[a]

$\text{Pd}_2(\text{dba})_3 \cdot \text{CHCl}_3$ (2.5 mol%)
L10 (7.5 mol%)
 Cs_2CO_3 (2 equiv), solvent
 rt (0.5 h), then temp. (time)

Entry	Solvent	Temp. (°C)	Time (h)	<i>(S)</i> - 3aa		Recovery of 1a (%) ^[b]
				Yield (%) ^[b]	<i>ee</i> (%) ^[c]	
1	<i>c</i> -Hexane	90	16	84	85	-
2	PhF	90	19.5	87	86	-
3	<i>o</i> -Xylene	90	16	85	88	-
4	<i>m</i> -Xylene	90	16	80	90	-
5	<i>p</i> -Xylene	90	16	86	90	-
6	Benzene	90	24	81	92	-
7	Benzene	85	24	82	90	4
8	Benzene	80	24	82	91	4
9	Benzene	75	41	79	90	2
10	Benzene	70	44	77	91	8

[a] Experiments were performed with **1a** (0.5 mmol), **2a** (1.0 mmol), $\text{Pd}_2(\text{dba})_3 \cdot \text{CHCl}_3$ (0.0125 mmol), **L10** (0.0375 mmol), and Cs_2CO_3 (1.0 mmol) in solvent (4 mL) at 90 °C under Ar atmosphere. [b] The yield and recovery were determined by ¹H NMR analysis using 1,3,5-trimethylbenzene as the internal standard. [c] The *ee* values were determined by HPLC analysis.

Table S4. Concentration effect in the palladium-catalyzed asymmetric coupling-cyclization reaction of *N*-(buta-2,3-dienyl)amide **1a** with iodobenzene **2a**.^[a]

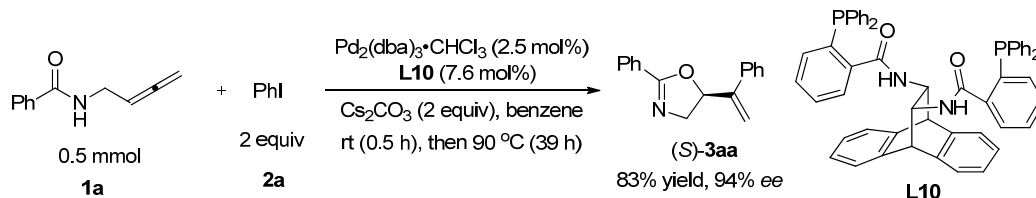


Entry	Benzene (mL)	Time (h)	(S)-3aa		Recovery of 1a (%) ^[b]
			Yield (%) ^[b]	<i>ee</i> (%) ^[c]	
1	2	24	85	91	-
2	3	24	77	92	-
3	5	24	87	93	3
4	6	24	81	94	5
5	6	39	90 (83^[d])	94	-
6	7	30	87	94	5
7	8	30	82	94	8

[a] Experiments were performed with **1a** (0.5 mmol), **2a** (1.0 mmol), $\text{Pd}_2(\text{dba})_3 \cdot \text{CHCl}_3$ (0.0125 mmol), **L10** (0.0375 mmol), and Cs_2CO_3 (1.0 mmol) in benzene at 90 °C under Ar atmosphere. [b] The yield and recovery were determined by ¹H NMR analysis using 1,3,5-trimethylbenzene as the internal standard. [c] The *ee* values were determined by HPLC analysis. [d] Isolated yield.

Experimental details and analytical data

(1) (*S*)-2-Phenyl-5-(1-phenylvinyl)-4,5-dihydrooxazole ((*S*)-**3aa**) (Table 3) (lhw-13-145)

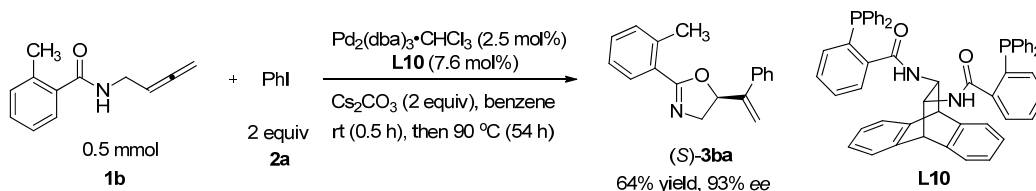


Typical Procedure I: After the Schlenk tube containing Cs_2CO_3 (326.3 mg, 1.0 mmol) was dried for 3 minutes with a heating gun under vacuum and filled with argon, $\text{Pd}_2(\text{dba})_3 \cdot \text{CHCl}_3$ (12.9 mg, 0.0125 mmol), (*R,R*)-ANDEN-Phenyl Trost ligand (**L10**) (30.9 mg, 0.0380 mmol), and **1a** (86.1 mg, 0.5 mmol) were added sequentially. After replacing air with argon for three times under vacuum, **2a** (210.0 mg, 1.0 mmol)/benzene (6.0 mL) was added. The resulting mixture was stirred for 0.5 h at rt and then transferred to oil bath preheated at 90 °C. When the reaction was complete as monitored by TLC, the mixture was filtrated through a short pad of silica gel with Et_2O (25 mL) as eluent. After removal of the solvent under vacuum, the residue was purified by flash chromatography on silica gel to afford (*S*)-**3aa** (103.4 mg, 83%) (eluent: petroleum ether (b.p. 30-60 °C)/ethyl acetate = 15/1 to 10/1) as a liquid: 94% *ee* (HPLC conditions: PC-2 column, hexane/*i*-PrOH = 90/10, 1.0 mL/min, $\lambda = 214$ nm, t_R (minor) = 13.6 min, t_R (major) = 10.7 min); $[\alpha]_D^{20} = +200.6$ ($c = 1.02$, CHCl_3); ^1H NMR (400 MHz, CDCl_3) $\delta = 8.05$ -7.99 (m, 2 H, Ar-H), 7.54-7.47 (m, 1 H, Ar-H), 7.47-7.41 (m, 2 H, Ar-H), 7.40-7.28 (m, 5 H, Ar-H), 5.64-5.57 (m, 1 H, OCH), 5.46 (s, 1 H, one proton in =CH₂), 5.42 (s, 1 H, one proton in =CH₂), 4.29 (dd, $J_1 = 15.0$ Hz, $J_2 = 10.6$ Hz, 1 H, one proton in NCH₂), 3.80 (dd, $J_1 = 15.0$ Hz, $J_2 = 7.8$ Hz, 1 H, one proton in NCH₂); ^{13}C NMR (100 MHz, CDCl_3) $\delta = 163.8$, 146.8, 137.9, 131.4, 128.6, 128.4, 128.2, 128.1, 127.6, 126.5, 112.4, 80.0, 61.0; IR (neat, cm^{-1}): 1651, 1495, 1448, 1330, 1255, 1081, 1061, 1024; MS (70 eV, EI) m/z (%): 250 ($\text{M}^+ + 1$, 6.07), 249 (M^+ , 32.02), 117 (100); HRMS Calcd for $\text{C}_{17}\text{H}_{15}\text{NO}$ (M^+): 249.1154, Found: 249.1151.

The following compounds (*S*)-**3ba** to (*S*)-**3la**, and (*S*)-**3ab** to (*S*)-**3an** were

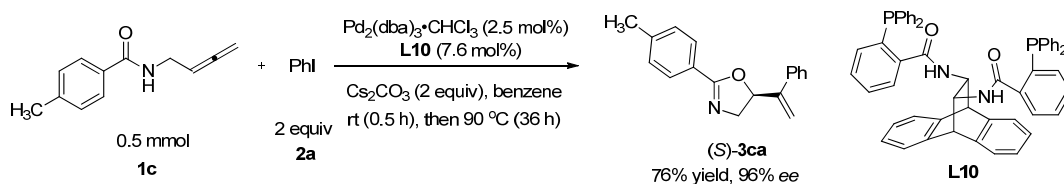
prepared according to this **Typical Procedure I**.

(2) (S)-2-(2-Methylphenyl)-5-(1-phenylvinyl)-4,5-dihydrooxazole ((S)-3ba) (Table 3) (lhw-13-173)



The reaction of $\text{Pd}_2(\text{dba})_3 \cdot \text{CHCl}_3$ (12.8 mg, 0.0124 mmol), **L10** (30.8 mg, 0.0379 mmol), Cs_2CO_3 (326.1 mg, 1.0 mmol), **1b** (93.9 mg, 0.5 mmol), and **2a** (205.8 mg, 1.0 mmol) in benzene (4.0 mL) afforded (S)-**3ba** (84.5 mg, 64%) (eluent: petroleum ether (b.p. 30-60 °C)/ethyl acetate = 30/1 to 20/1) as a liquid: 93% *ee* (HPLC conditions: OJ-H column, hexane/*i*-PrOH = 95/5, 1.0 mL/min, $\lambda = 214$ nm, t_R (minor) = 20.4 min, t_R (major) = 16.2 min); $[\alpha]_D^{20} = +161.9$ ($c = 1.03$, CHCl_3); ^1H NMR (400 MHz, CDCl_3) $\delta = 7.90$ (d, $J = 7.6$ Hz, 1 H, Ar-H), 7.41-7.29 (m, 6 H, Ar-H), 7.28-7.21 (m, 2 H, Ar-H), 5.59-5.52 (m, 1 H, OCH), 5.45 (s, 1 H, one proton in $=\text{CH}_2$), 5.43 (s, 1 H, one proton in $=\text{CH}_2$), 4.33 (dd, $J_1 = 14.8$ Hz, $J_2 = 10.4$ Hz, 1 H, one proton in NCH_2), 3.85 (dd, $J_1 = 15.0$ Hz, $J_2 = 7.8$ Hz, 1 H, one proton in NCH_2), 2.61 (s, 3 H, CH_3); ^{13}C NMR (100 MHz, CDCl_3) $\delta = 164.2$, 147.0, 138.9, 138.1, 131.3, 130.6, 129.8, 128.6, 128.1, 126.9, 126.6, 125.6, 112.5, 79.3, 61.4, 21.9; IR (neat, cm^{-1}): 1644, 1494, 1323, 1244, 1042; MS (70 eV, EI) m/z (%): 264 ($\text{M}^+ + 1$, 16.64), 263 (M^+ , 73.79), 130 (100); HRMS Calcd for $\text{C}_{18}\text{H}_{17}\text{NO}$ (M^+): 263.1310, Found: 263.1312.

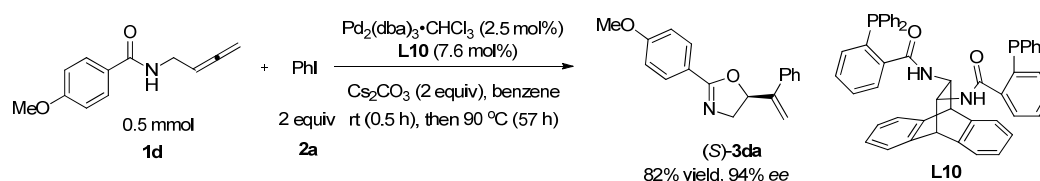
(3) (S)-2-(4-Methylphenyl)-5-(1-phenylvinyl)-4,5-dihydrooxazole ((S)-3ca) (Table 3) (lhw-13-172)



The reaction of $\text{Pd}_2(\text{dba})_3 \cdot \text{CHCl}_3$ (13.0 mg, 0.0126 mmol), **L10** (30.7 mg, 0.0378 mmol), Cs_2CO_3 (325.9 mg, 1.0 mmol), **1c** (94.3 mg, 0.5 mmol), and **2a** (203.9 mg, 1.0

mmol) in benzene (6.0 mL) afforded (*S*)-**3ca** (100.7 mg, 76%) (eluent: petroleum ether (b.p. 30-60 °C)/ethyl acetate = 20/1 to 10/1) as a solid: M.P. 86-88 °C (petroleum ether/ethyl acetate); 96% *ee* (HPLC conditions: OZ-H column, hexane/*i*-PrOH = 95/5, 1.0 mL/min, λ = 214 nm, t_R (minor) = 19.4 min, t_R (major) = 14.3 min); $[\alpha]_D^{20}$ = +202.2 (c = 1.00, CHCl₃); ¹H NMR (400 MHz, CDCl₃) δ = 7.91 (d, J = 8.0 Hz, 2 H, Ar-H), 7.41-7.28 (m, 5 H, Ar-H), 7.28-7.21 (m, 2 H, Ar-H), 5.63-5.55 (m, 1 H, OCH), 5.45 (s, 1 H, one proton in =CH₂), 5.41 (s, 1 H, one proton in =CH₂), 4.27 (dd, J_1 = 14.6 Hz, J_2 = 10.2 Hz, 1 H, one proton in NCH₂), 3.78 (dd, J_1 = 14.4 Hz, J_2 = 7.6 Hz, 1 H, one proton in NCH₂), 2.41 (s, 3 H, CH₃); ¹³C NMR (100 MHz, CDCl₃) δ = 163.9, 146.9, 141.8, 138.0, 129.1, 128.6, 128.14, 128.06, 126.6, 124.8, 112.4, 79.9, 61.0, 21.6; IR (neat, cm⁻¹): 1648, 1328, 1255, 1177, 1076; MS (70 eV, EI) m/z (%): 264 (M⁺+1, 6.56), 263 (M⁺, 32.94), 131 (100); Anal. Calcd for C₁₈H₁₇NO: C 82.10, H 6.51, N 5.32; Found: C 82.09, H 6.45, N 5.19.

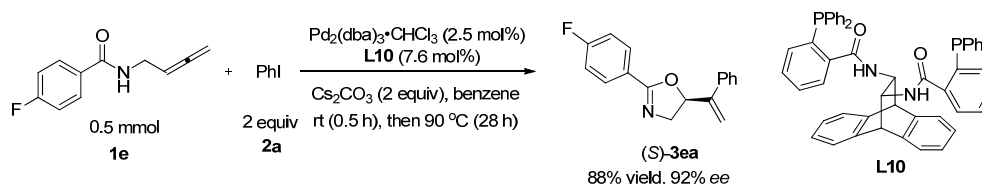
(4) (*S*)-2-(4-Methoxyphenyl)-5-(1-phenylvinyl)-4,5-dihydrooxazole ((*S*)-3da**)**
(Table 3) (lhw-13-177)



The reaction of Pd₂(dba)₃·CHCl₃ (12.8 mg, 0.0124 mmol), **L10** (30.9 mg, 0.0380 mmol), Cs₂CO₃ (325.8 mg, 1.0 mmol), **1d** (101.8 mg, 0.5 mmol), and **2a** (208.8 mg, 1.0 mmol) in benzene (6.0 mL) afforded (*S*)-**3da** (115.3 mg, 82%) (eluent: petroleum ether (b.p. 60-90 °C)/ethyl acetate = 10/1 to 5/1) as a solid: M.P. 85-86 °C (petroleum ether/ethyl acetate); 94% *ee* (HPLC conditions: PC-2 column, hexane/*i*-PrOH = 80/20, 1.0 mL/min, λ = 214 nm, t_R (minor) = 12.7 min, t_R (major) = 8.7 min); $[\alpha]_D^{20}$ = +193.7 (c = 1.03, CHCl₃); ¹H NMR (400 MHz, CDCl₃) δ = 7.99-7.93 (m, 2 H, Ar-H), 7.40-7.29 (m, 5 H, Ar-H), 6.95 (dt, J_1 = 9.3 Hz, J_2 = 2.4 Hz, 2 H, Ar-H), 5.62-5.55 (m, 1 H, OCH), 5.45 (s, 1 H, one proton in =CH₂), 5.41 (s, 1 H, one proton in =CH₂), 4.27 (dd, J_1 = 14.6 Hz, J_2 = 10.2 Hz, 1 H, one proton in NCH₂), 3.86 (s, 3 H, OCH₃), 3.77

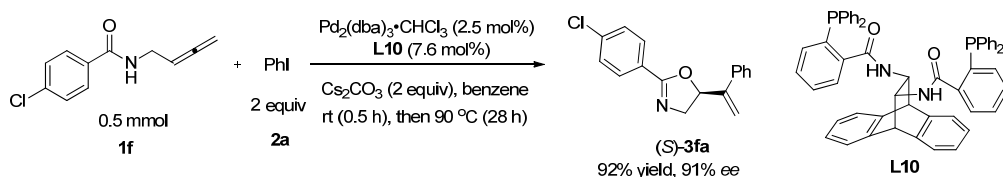
(dd, $J_1 = 14.4$ Hz, $J_2 = 7.2$ Hz, 1 H, one proton in NCH₂); ¹³C NMR (100 MHz, CDCl₃) $\delta = 163.6, 162.1, 146.9, 138.0, 129.9, 128.6, 128.1, 126.5, 120.1, 113.7, 112.4, 79.9, 61.0, 55.4$; IR (neat, cm⁻¹): 1651, 1510, 1248, 1168, 1075, 1027; MS (70 eV, EI) m/z (%): 280 ($M^+ + 1$, 7.10), 279 (M^+ , 36.83), 147 (100); Anal. Calcd for C₁₈H₁₇NO₂: C 77.40, H 6.13, N 5.01; Found: C 77.09, H 6.22, N 4.77.

(5) (S)-2-(4-Fluorophenyl)-5-(1-phenylvinyl)-4,5-dihydrooxazole ((S)-3ea) (Table 3) (lhw-13-150)



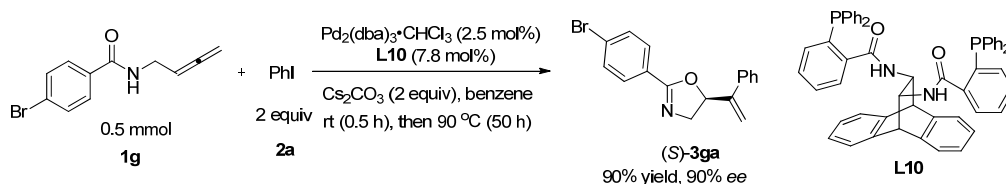
The reaction of Pd₂(dba)₃·CHCl₃ (13.0 mg, 0.0126 mmol), **L10** (31.0 mg, 0.0381 mmol), Cs₂CO₃ (327.9 mg, 1.0 mmol), **1e** (95.1 mg, 0.5 mmol), and **2a** (206.3 mg, 1.0 mmol) in benzene (6.0 mL) afforded (*S*)-**3ea** (117.4 mg, 88%) (eluent: petroleum ether (b.p. 60-90 °C)/ethyl acetate = 15/1 to 10/1) as a liquid: 92% *ee* (HPLC conditions: OZ-H column, hexane/*i*-PrOH = 95/5, 1.0 mL/min, $\lambda = 214$ nm, t_R (minor) = 12.9 min, t_R (major) = 11.0 min); $[\alpha]_D^{20} = +182.4$ ($c = 1.02$, CHCl₃); ¹H NMR (400 MHz, CDCl₃) $\delta = 8.05-7.98$ (m, 2 H, Ar-H), 7.40-7.29 (m, 5 H, Ar-H), 7.12 (t, $J = 8.6$ Hz, 2 H, Ar-H), 5.61 (t, $J = 9.2$ Hz, 1 H, OCH), 5.46 (s, 1 H, one proton in =CH₂), 5.40 (s, 1 H, one proton in =CH₂), 4.28 (dd, $J_1 = 14.4$ Hz, $J_2 = 10.0$ Hz, 1 H, one proton in NCH₂), 3.79 (dd, $J_1 = 14.6$ Hz, $J_2 = 8.2$ Hz, 1 H, one proton in NCH₂); ¹³C NMR (100 MHz, CDCl₃) $\delta = 164.7$ (d, $J = 250.4$ Hz), 162.9, 146.7, 137.8, 130.4 (d, $J = 9.4$ Hz), 128.6, 128.1, 126.5, 123.9 (d, $J = 3.3$ Hz), 115.6 (d, $J = 22.0$ Hz), 112.5, 80.2, 61.0; ¹⁹F NMR (376 MHz, CDCl₃) -108.53; IR (neat, cm⁻¹): 1652, 1605, 1508, 1224, 1153, 1068; MS (70 eV, EI) m/z (%): 268 ($M^+ + 1$, 6.47), 267 (M^+ , 32.98), 135 (100); HRMS Calcd for C₁₇H₁₄NOF (M^+): 267.1059, Found: 267.1061.

(6) (S)-2-(4-Chlorophenyl)-5-(1-phenylvinyl)-4,5-dihydrooxazole ((S)-3fa) (Table 3) (lhw-13-151)



The reaction of $\text{Pd}_2(\text{dba})_3 \cdot \text{CHCl}_3$ (12.9 mg, 0.0125 mmol), **L10** (31.0 mg, 0.0381 mmol), Cs_2CO_3 (325.9 mg, 1.0 mmol), **1f** (104.7 mg, 0.5 mmol), and **2a** (205.5 mg, 1.0 mmol) in benzene (6.0 mL) afforded (*S*)-**3fa** (132.3 mg, 92%) (eluent: petroleum ether (b.p. 60-90 °C)/ethyl acetate = 15/1 to 10/1) as a solid: M.P. 86-87 °C (petroleum ether/ethyl acetate); 91% *ee* (HPLC conditions: OJ-H column, hexane/*i*-PrOH = 100/1, 1.0 mL/min, $\lambda = 214$ nm, t_R (minor) = 27.7 min, t_R (major) = 22.9 min); $[\alpha]_D^{20} = +185.3$ ($c = 1.02$, CHCl_3); ^1H NMR (400 MHz, CDCl_3) $\delta = 7.95$ (d, $J = 8.0$ Hz, 2 H, Ar-H), 7.42 (d, $J = 8.0$ Hz, 2 H, Ar-H), 7.39-7.28 (m, 5 H, Ar-H), 5.61 (t, $J = 9.0$ Hz, 1 H, OCH), 5.46 (s, 1 H, one proton in $=\text{CH}_2$), 5.40 (s, 1 H, one proton in $=\text{CH}_2$), 4.28 (dd, $J_1 = 14.6$ Hz, $J_2 = 10.2$ Hz, 1 H, one proton in NCH_2), 3.79 (dd, $J_1 = 14.6$ Hz, $J_2 = 7.4$ Hz, 1 H, one proton in NCH_2); ^{13}C NMR (100 MHz, CDCl_3) $\delta = 163.0$, 146.6, 137.8, 137.6, 129.5, 128.7, 128.6, 128.1, 126.5, 126.1, 112.6, 80.3, 61.0; IR (neat, cm^{-1}): 1657, 1487, 1329, 1258, 1086, 1067, 1011; MS (70 eV, EI) m/z (%): 286 ($\text{M}^+(\text{}^{37}\text{Cl})+1$, 2.29), 285 ($\text{M}^+(\text{}^{37}\text{Cl})$, 9.49), 284 ($\text{M}^+(\text{}^{35}\text{Cl})+1$, 5.77), 283 ($\text{M}^+(\text{}^{35}\text{Cl})$, 29.46), 149 (100); Anal. Calcd for $\text{C}_{17}\text{H}_{14}\text{ClNO}$: C 71.96, H 4.97, N 4.94; Found: C 71.69, H 4.89, N 4.64.

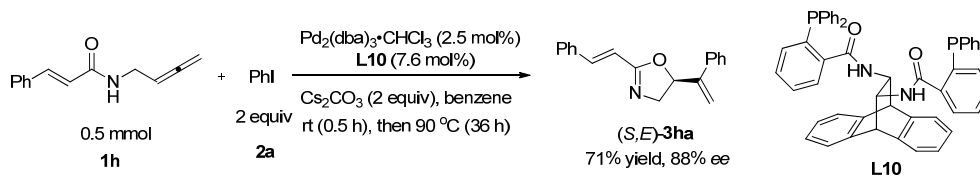
(7) (*S*)-2-(4-Bromophenyl)-5-(1-phenylvinyl)-4,5-dihydrooxazole ((*S*)-3ga) (Table 3) (lhw-14-188)



The reaction of $\text{Pd}_2(\text{dba})_3 \cdot \text{CHCl}_3$ (12.9 mg, 0.0125 mmol), **L10** (31.6 mg, 0.0389 mmol), Cs_2CO_3 (329.5 mg, 1.0 mmol), **1g** (125.6 mg, 0.5 mmol), and **2a** (211.2 mg, 1.0 mmol) in benzene (6.0 mL) afforded (*S*)-**3ga** (146.5 mg, 90%) (eluent: petroleum ether (b.p. 60-90 °C)/ethyl acetate = 15/1 to 5/1) as a solid: M.P. 98-100 °C (petroleum

ether/ethyl acetate); 90% *ee* (HPLC conditions: OZ-H column, hexane/*i*-PrOH = 90/10, 0.7 mL/min, $\lambda = 214$ nm, t_R (minor) = 8.8 min, t_R (major) = 7.3 min); $[\alpha]_D^{20} = +151.2$ ($c = 1.02$, CHCl₃); ¹H NMR (400 MHz, CDCl₃) $\delta = 7.87$ (d, $J = 8.8$ Hz, 2 H, Ar-H), 7.58 (d, $J = 8.8$ Hz, 2 H, Ar-H), 7.40-7.28 (m, 5 H, Ar-H), 5.60 (t, $J = 9.0$ Hz, 1 H, OCH), 5.45 (s, 1 H, one proton in =CH₂), 5.39 (s, 1 H, one proton in =CH₂), 4.27 (dd, $J_1 = 14.6$ Hz, $J_2 = 10.2$ Hz, 1 H, one proton in NCH₂), 3.79 (dd, $J_1 = 14.8$ Hz, $J_2 = 7.6$ Hz, 1 H, one proton in NCH₂); ¹³C NMR (100 MHz, CDCl₃) $\delta = 163.0$, 146.6, 137.8, 131.7, 129.7, 128.6, 128.1, 126.5, 126.1, 112.6, 80.3, 61.0; IR (neat, cm⁻¹): 1657, 1589, 1500, 1258, 1070, 1007; MS (70 eV, EI) m/z (%): 330 (M⁺(⁸¹Br)+1, 5.09), 329 (M⁺(⁸¹Br), 28.76), 328 (M⁺(⁷⁹Br)+1, 6.97), 327 (M⁺(⁷⁹Br), 27.96), 195 (100); Anal. Calcd for C₁₇H₁₄BrNO: C 62.21, H 4.30, N 4.27; Found: C 62.26, H 4.30, N 4.11.

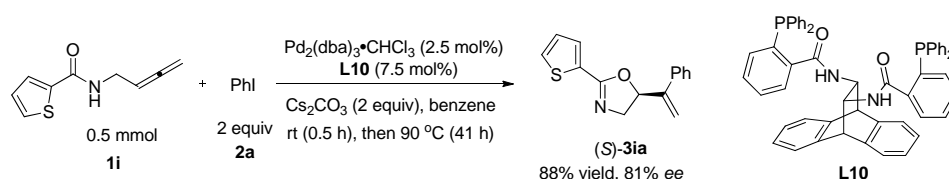
(8) (*S,E*)-5-(1-Phenylvinyl)-2-styryl-4,5-dihydrooxazole ((*S,E*)-3ha) (Table 3) (lhw-13-155)



The reaction of Pd₂(dba)₃·CHCl₃ (12.9 mg, 0.0125 mmol), **L10** (30.8 mg, 0.0379 mmol), Cs₂CO₃ (326.1 mg, 1.0 mmol), **1h** (99.9 mg, 0.5 mmol), and **2a** (202.7 mg, 1.0 mmol) in benzene (6.0 mL) afforded (*S,E*)-3ha (98.1 mg, 71%) (eluent: petroleum ether (b.p. 60-90 °C)/ethyl acetate = 10/1) as a solid: M.P. 85-87 °C (petroleum ether/ethyl acetate); 88% *ee* (HPLC conditions: OZ-H column, hexane/*i*-PrOH = 95/5, 1.0 mL/min, $\lambda = 214$ nm, t_R (minor) = 21.9 min, t_R (major) = 17.9 min); $[\alpha]_D^{20} = +217.7$ ($c = 1.00$, CHCl₃); ¹H NMR (400 MHz, CDCl₃) $\delta = 7.55$ -7.48 (m, 3 H, Ar-H and =CH), 7.43-7.28 (m, 8 H, Ar-H), 6.69 (d, $J = 16.0$ Hz, 1 H, =CH), 5.52 (t, $J = 9.0$ Hz, 1 H, OCH), 5.46 (s, 1 H, one proton in =CH₂), 5.42 (s, 1 H, one proton in =CH₂), 4.23 (dd, $J_1 = 15.0$ Hz, $J_2 = 10.2$ Hz, 1 H, one proton in NCH₂), 3.73 (dd, $J_1 = 15.2$ Hz, $J_2 = 7.6$ Hz, 1 H, one proton in NCH₂); ¹³C NMR (100 MHz, CDCl₃) $\delta = 163.7$, 146.8,

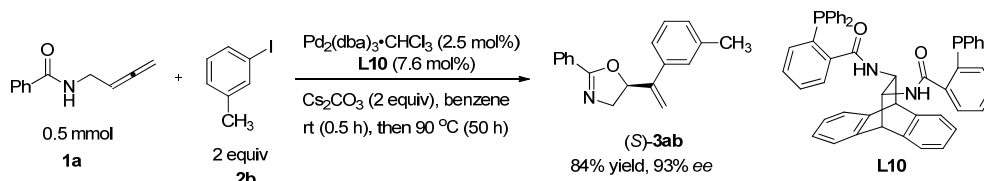
140.0, 137.9, 135.1, 129.5, 128.8, 128.6, 128.1, 127.5, 126.5, 115.1, 112.6, 79.8, 61.0; IR (neat, cm^{-1}): 1648, 1604, 1448, 1342, 1250; MS (70 eV, EI) m/z (%): 276 ($M^+ + 1$, 5.97), 275 (M^+ , 33.53), 115 (100); Anal. Calcd for $\text{C}_{19}\text{H}_{17}\text{NO}$: C 82.88, H 6.22, N 5.09; Found: C 82.52, H 6.18, N 4.68.

(9) (S)-5-(1-Phenylvinyl)-2-(thiophen-2-yl)-4,5-dihydrooxazole ((S)-3ia) (Table 3) (lhw-14-182)



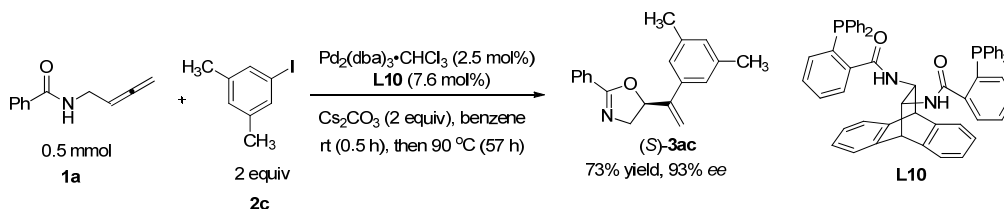
The reaction of $\text{Pd}_2(\text{dba})_3 \cdot \text{CHCl}_3$ (12.9 mg, 0.0125 mmol), **L10** (30.6 mg, 0.0376 mmol), Cs_2CO_3 (326.6 mg, 1.0 mmol), **1i** (89.0 mg, 0.5 mmol), and **2a** (204.7 mg, 1.0 mmol) in benzene (6.0 mL) afforded (*S*)-**3ia** (112.0 mg, 88%) (eluent: petroleum ether (b.p. 60-90 °C)/ethyl acetate = 15/1 to 5/1) as a liquid: 81% *ee* (HPLC conditions: OZ-H column, hexane/*i*-PrOH = 90/10, 1.0 mL/min, $\lambda = 214$ nm, t_R (minor) = 8.0 min, t_R (major) = 6.0 min); $[\alpha]_D^{20} = +207.8$ ($c = 1.00$, CHCl_3); ^1H NMR (400 MHz, CDCl_3) $\delta = 7.70$ - 7.67 (m, 1 H, Ar-H), 7.47 (d, $J = 4.8$ Hz, 1 H, Ar-H), 7.39-7.28 (m, 5 H, Ar-H), 7.10 (t, $J = 4.0$ Hz, 1 H, Ar-H), 5.63-5.56 (m, 1 H, OCH), 5.46 (s, 1 H, one proton in $=\text{CH}_2$), 5.43 (s, 1 H, one proton in $=\text{CH}_2$), 4.26 (dd, $J_1 = 14.2$ Hz, $J_2 = 10.2$ Hz, 1 H, one proton in NCH_2), 3.77 (dd, $J_1 = 14.6$ Hz, $J_2 = 7.4$ Hz, 1 H, one proton in NCH_2); ^{13}C NMR (100 MHz, CDCl_3) $\delta = 159.6$, 146.5, 137.8, 130.25, 130.22, 129.9, 128.6, 128.1, 127.6, 126.5, 112.6, 80.5, 61.0; IR (neat, cm^{-1}): 1650, 1432, 1249, 1058, 1014; MS (70 eV, EI) m/z (%): 256 ($M^+ + 1$, 6.22), 255 (M^+ , 35.80), 123 (100); HRMS Calcd for $\text{C}_{15}\text{H}_{13}\text{NOS}$ (M^+): 255.0718, Found: 255.0717.

(10) (S)-5-(1-(3-Methylphenyl)vinyl)-2-phenyl-4,5-dihydrooxazole ((S)-3ab) (Table 3) (lhw-13-161)



The reaction of $\text{Pd}_2(\text{dba})_3 \cdot \text{CHCl}_3$ (12.8 mg, 0.0124 mmol), **L10** (30.7 mg, 0.0378 mmol), Cs_2CO_3 (326.8 mg, 1.0 mmol), **1a** (86.8 mg, 0.5 mmol), and **2b** (97% purity, 225.5 mg, 1.0 mmol) in benzene (6.0 mL) afforded (*S*)-**3ab** (110.7 mg, 84%) (eluent: petroleum ether (b.p. 30-60 °C)/ethyl acetate = 15/1 to 10/1) as a liquid: 93% *ee* (HPLC conditions: AD-H column, hexane/*i*-PrOH = 100/1, 1.0 mL/min, $\lambda = 214$ nm, t_R (minor) = 25.4 min, t_R (major) = 22.9 min); $[\alpha]_D^{20} = +193.2$ ($c = 1.04$, CHCl_3); ^1H NMR (400 MHz, CDCl_3) $\delta = 8.05$ - 7.99 (m, 2 H, Ar-H), 7.54 - 7.47 (m, 1 H, Ar-H), 7.47 - 7.40 (m, 2 H, Ar-H), 7.27 - 7.21 (m, 1 H, Ar-H), 7.21 - 7.11 (m, 3 H, Ar-H), 5.64 - 5.56 (m, 1 H, OCH), 5.43 (s, 1 H, one proton in $=\text{CH}_2$), 5.40 (s, 1 H, one proton in $=\text{CH}_2$), 4.28 (dd, $J_1 = 14.6$ Hz, $J_2 = 10.2$ Hz, 1 H, one proton in NCH_2), 3.79 (dd, $J_1 = 14.6$ Hz, $J_2 = 7.8$ Hz, 1 H, one proton in NCH_2), 2.35 (s, 3 H, CH_3); ^{13}C NMR (100 MHz, CDCl_3) $\delta = 163.8$, 146.9 , 138.2 , 137.9 , 131.4 , 128.8 , 128.5 , 128.4 , 128.2 , 127.7 , 127.3 , 123.6 , 112.0 , 80.0 , 61.1 , 24.5 ; IR (neat, cm^{-1}): 1651, 1331, 1256, 1061, 1025; MS (70 eV, EI) m/z (%): 264 ($\text{M}^+ + 1$, 6.96), 263 (M^+ , 34.11), 117 (100); HRMS Calcd for $\text{C}_{18}\text{H}_{17}\text{NO}$ (M^+): 263.1310, Found: 263.1308.

(11) (*S*)-5-(1-(3,5-Dimethylphenyl)vinyl)-2-phenyl-4,5-dihydrooxazole ((*S*)-3ac**) (Table 3) (lhw-13-179)**

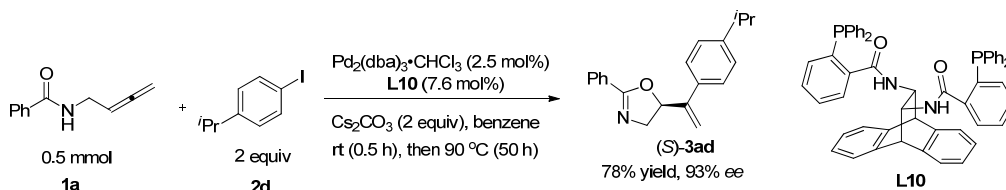


The reaction of $\text{Pd}_2(\text{dba})_3 \cdot \text{CHCl}_3$ (12.8 mg, 0.0124 mmol), **L10** (30.7 mg, 0.0378 mmol), Cs_2CO_3 (327.6 mg, 1.0 mmol), **1a** (86.3 mg, 0.5 mmol), and **2c** (239.2 mg, 1.0 mmol) in benzene (6.0 mL) afforded (*S*)-**3ac** (100.7 mg, 73%) (eluent: petroleum ether (b.p. 60-90 °C)/ethyl acetate = 30/1 to 20/1) as a liquid: 93% *ee* (HPLC

conditions: OZ-H column, hexane/*i*-PrOH = 90/10, 1.0 mL/min, $\lambda = 214$ nm, t_R (minor) = 10.9 min, t_R (major) = 9.5 min); $[\alpha]_D^{20} = +175.2$ ($c = 1.01$, CHCl_3); ^1H NMR (400 MHz, CDCl_3) $\delta = 8.05$ - 8.00 (m, 2 H, Ar-H), 7.53 - 7.47 (m, 1 H, Ar-H), 7.47 - 7.40 (m, 2 H, Ar-H), 7.00 - 6.94 (m, 3 H, Ar-H), 5.63 - 5.56 (m, 1 H, OCH), 5.40 (s, 1 H, one proton in =CH₂), 5.37 (s, 1 H, one proton in =CH₂), 4.27 (dd, $J_1 = 14.6$ Hz, $J_2 = 10.2$ Hz, 1 H, one proton in NCH₂), 3.78 (dd, $J_1 = 15.0$ Hz, $J_2 = 7.4$ Hz, 1 H, one proton in NCH₂), 2.31 (s, 6 H, CH₃ × 2); ^{13}C NMR (100 MHz, CDCl_3) $\delta = 163.8$, 147.1 , 138.1 , 137.9 , 131.4 , 129.7 , 128.4 , 128.1 , 127.7 , 124.4 , 111.7 , 79.9 , 61.1 , 21.3 ; IR (neat, cm^{-1}): 1651 , 1331 , 1256 , 1061 , 1025 ; MS (70 eV, EI) m/z (%): 278 ($\text{M}^+ + 1$, 6.81), 277 (M^+ , 30.61), 117 (100); HRMS Calcd for $\text{C}_{19}\text{H}_{19}\text{NO}$ (M^+): 277.1467 , Found: 277.1468 .

(12) (S)-5-(1-(4-Isopropylphenyl)vinyl)-2-phenyl-4,5-dihydrooxazole ((S)-3ad)

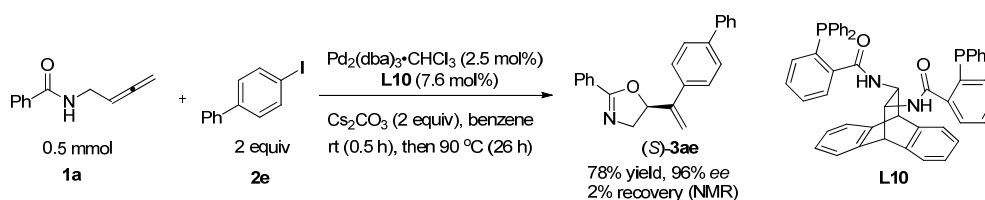
(Table 3) (lhw-13-162)



The reaction of $\text{Pd}_2(\text{dba})_3 \cdot \text{CHCl}_3$ (12.8 mg, 0.0124 mmol), **L10** (30.7 mg, 0.0378 mmol), Cs_2CO_3 (328.3 mg, 1.0 mmol), **1a** (86.2 mg, 0.5 mmol), and **2d** (97% purity, 256.5 mg, 1.0 mmol) in benzene (6.0 mL) afforded **(S)-3ad** (113.8 mg, 78%) (eluent: petroleum ether (b.p. 30-60 °C)/ethyl acetate = 15/1 to 10/1) as a liquid: 93% *ee* (HPLC conditions: OZ-H column, hexane/*i*-PrOH = 95/5, 1.0 mL/min, $\lambda = 214$ nm, t_R (minor) = 10.6 min, t_R (major) = 9.5 min); $[\alpha]_D^{20} = +182.3$ ($c = 0.99$, CHCl_3); ^1H NMR (400 MHz, CDCl_3) $\delta = 8.05$ - 8.00 (m, 2 H, Ar-H), 7.54 - 7.47 (m, 1 H, Ar-H), 7.47 - 7.41 (m, 2 H, Ar-H), 7.31 (d, $J = 8.0$ Hz, 2 H, Ar-H), 7.21 (d, $J = 8.4$ Hz, 2 H, Ar-H), 5.60 (t, $J = 9.0$ Hz, 1 H, OCH), 5.44 (s, 1 H, one proton in =CH₂), 5.38 (s, 1 H, one proton in =CH₂), 4.30 (dd, $J_1 = 14.8$ Hz, $J_2 = 10.0$ Hz, 1 H, one proton in NCH₂), 3.80 (dd, $J_1 = 15.0$ Hz, $J_2 = 7.8$ Hz, 1 H, one proton in NCH₂), 2.91 (hept, $J = 6.8$ Hz, 1 H, CH), 1.25 (d, $J = 6.4$ Hz, 6 H, CH₃ × 2); ^{13}C NMR (100 MHz, CDCl_3) $\delta = 163.8$,

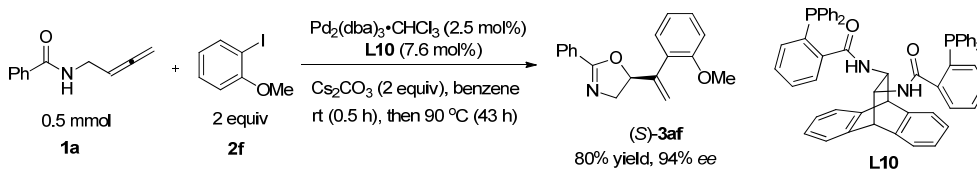
148.9, 146.5, 135.3, 131.4, 128.4, 128.2, 127.7, 126.7, 126.4, 111.5, 80.1, 61.2, 33.8, 23.87, 23.85; IR (neat, cm^{-1}): 2959, 1652, 1330, 1256, 1061, 1025; MS (70 eV, EI) m/z (%): 292 ($\text{M}^+ + 1$, 7.15), 291 (M^+ , 32.37), 117 (100); HRMS Calcd for $\text{C}_{20}\text{H}_{21}\text{NO}$ (M^+): 291.1623, Found: 291.1624.

(13) (*S*)-5-(1-(Biphenyl-4-yl)vinyl)-2-phenyl-4,5-dihydrooxazole ((*S*)-3ae) (Table 3) (lhw-13-185)



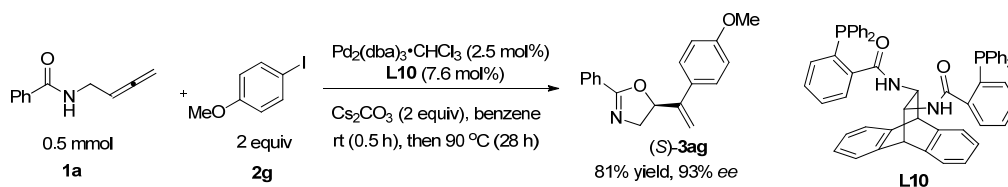
The reaction of $\text{Pd}_2(\text{dba})_3 \cdot \text{CHCl}_3$ (12.9 mg, 0.0125 mmol), **L10** (30.7 mg, 0.0378 mmol), Cs_2CO_3 (326.5 mg, 1.0 mmol), **1a** (86.2 mg, 0.5 mmol), and **2e** (97% purity, 288.5 mg, 1.0 mmol) in benzene (6.0 mL) afforded (*S*)-3ae (126.3 mg, 78%) (eluent: petroleum ether (b.p. 60-90 °C)/ethyl acetate = 15/1 to 10/1) as a solid: M.P. 134-135 °C (petroleum ether/ethyl acetate); 96% *ee* (HPLC conditions (SFC): AD-H column, CO_2 (l)/*i*-PrOH = 70/30, 1.3 mL/min, $\lambda = 214$ nm, t_R (minor) = 12.6 min, t_R (major) = 14.6 min); $[\alpha]_D^{20} = +179.5$ ($c = 1.00$, CHCl_3); ^1H NMR (400 MHz, CDCl_3) $\delta = 8.07$ - 8.01 (m, 2 H, Ar-H), 7.62 - 7.55 (m, 4 H, Ar-H), 7.54 - 7.40 (m, 7 H, Ar-H), 7.38 - 7.31 (m, 1 H, Ar-H), 5.68 - 5.60 (m, 1 H, OCH), 5.52 (s, 1 H, one proton in = CH_2), 5.45 (s, 1 H, one proton in = CH_2), 4.33 (dd, $J_1 = 15.0$ Hz, $J_2 = 10.2$ Hz, 1 H, one proton in NCH_2), 3.84 (dd, $J_1 = 14.4$ Hz, $J_2 = 7.6$ Hz, 1 H, one proton in NCH_2); ^{13}C NMR (100 MHz, CDCl_3) $\delta = 163.8$, 146.3, 140.9, 140.4, 136.7, 131.4, 128.8, 128.4, 128.2, 127.6, 127.5, 127.3, 127.0, 126.9, 112.4, 80.0, 61.1; IR (neat, cm^{-1}): 1654, 1489, 1448, 1334, 1256, 1085, 1067; MS (70 eV, EI) m/z (%): 326 ($\text{M}^+ + 1$, 9.72), 325 (M^+ , 38.08), 117 (100); Anal. Calcd for $\text{C}_{23}\text{H}_{19}\text{NO}$: C 84.89, H 5.89, N 4.30; Found: C 84.93, H 5.85, N 4.25.

(14) (*S*)-5-(1-(2-Methoxyphenyl)vinyl)-2-phenyl-4,5-dihydrooxazole ((*S*)-3af) (Table 3) (lhw-13-183)



The reaction of $\text{Pd}_2(\text{dba})_3 \cdot \text{CHCl}_3$ (12.9 mg, 0.0125 mmol), **L10** (31.0 mg, 0.0381 mmol), Cs_2CO_3 (327.1 mg, 1.0 mmol), **1a** (86.4 mg, 0.5 mmol), and **2f** (235.7 mg, 1.0 mmol) in benzene (6.0 mL) afforded **(S)-3af** (110.8 mg, 80%) (eluent: petroleum ether (b.p. 60-90 °C)/ethyl acetate = 20/1 to 10/1) as a liquid: 94% *ee* (HPLC conditions: AS-H column, hexane/*i*-PrOH = 80/20, 0.5 mL/min, $\lambda = 214$ nm, t_R (minor) = 7.9 min, t_R (major) = 7.1 min); $[\alpha]_D^{20} = +97.8$ ($c = 1.00$, CHCl_3); ^1H NMR (400 MHz, CDCl_3) $\delta = 8.04$ -7.99 (m, 2 H, Ar-H), 7.52-7.46 (m, 1 H, Ar-H), 7.46-7.39 (m, 2 H, Ar-H), 7.34-7.27 (m, 1 H, Ar-H), 7.21 (dd, $J_1 = 7.4$ Hz, $J_2 = 1.4$ Hz, 1 H, Ar-H), 6.95 (dd, $J_1 = 3.6$ Hz, $J_2 = 0.8$ Hz, 1 H, Ar-H), 6.89 (d, $J = 8.0$ Hz, 1 H, Ar-H), 5.73-5.65 (m, 1 H, OCH), 5.49 (t, $J = 1.4$ Hz, 1 H, one proton in =CH₂), 5.22 (s, 1 H, one proton in =CH₂), 4.11 (dd, $J_1 = 14.4$ Hz, $J_2 = 10.0$ Hz, 1 H, one proton in NCH₂), 3.86-3.79 (m, 4 H, one proton in NCH₂ and OCH₃); ^{13}C NMR (100 MHz, CDCl_3) $\delta = 163.8$, 156.5, 147.3, 131.2, 130.7, 129.4, 128.3, 128.1, 127.8, 120.8, 113.7, 110.6, 79.7, 60.6, 55.3; IR (neat, cm^{-1}): 1650, 1597, 1578, 1489, 1451, 1249, 1237, 1178, 1061, 1024; MS (70 eV, EI) m/z (%): 280 ($\text{M}^+ + 1$, 1.07), 279 (M^+ , 5.66), 117 (100); HRMS Calcd for $\text{C}_{18}\text{H}_{17}\text{NO}_2$ (M^+): 279.1259, Found: 279.1260.

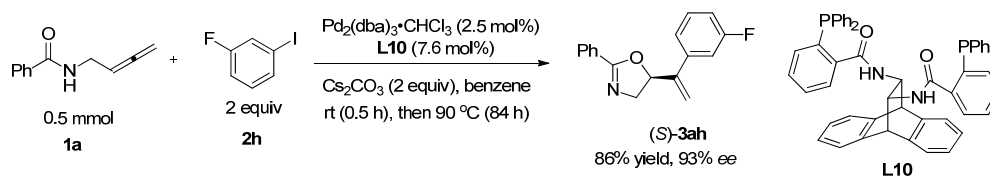
(15) (S)-5-(1-(4-Methoxyphenyl)vinyl)-2-phenyl-4,5-dihydrooxazole ((S)-3ag)
(Table 3) (lhw-13-167)



The reaction of $\text{Pd}_2(\text{dba})_3 \cdot \text{CHCl}_3$ (12.9 mg, 0.0125 mmol), **L10** (30.9 mg, 0.0380 mmol), Cs_2CO_3 (325.6 mg, 1.0 mmol), **1a** (87.6 mg, 0.5 mmol), and **2g** (234.5 mg, 1.0 mmol) in benzene (6.0 mL) afforded **(S)-3ag** (113.9 mg, 81%) (eluent: petroleum ether (b.p. 30-60 °C)/ethyl acetate = 15/1 to 10/1 to 5/1) as a solid: M.P. 87-88 °C

(petroleum ether/ethyl acetate); 93% *ee* (HPLC conditions: AS-H column, hexane/*i*-PrOH = 80/20, 0.5 mL/min, λ = 214 nm, t_R (minor) = 14.4 min, t_R (major) = 12.0 min); $[\alpha]_D^{20}$ = +185.9 (c = 1.01, CHCl₃); ¹H NMR (400 MHz, CDCl₃) δ = 8.05-7.99 (m, 2 H, Ar-H), 7.54-7.48 (m, 1 H, Ar-H), 7.47-7.41 (m, 2 H, Ar-H), 7.32 (dt, J_1 = 9.5 Hz, J_2 = 2.6 Hz, 2 H, Ar-H), 6.89 (dt, J_1 = 9.7 Hz, J_2 = 2.6 Hz, 2 H, Ar-H), 5.62-5.55 (m, 1 H, OCH), 5.38 (s, 1 H, one proton in =CH₂), 5.34 (s, 1 H, one proton in =CH₂), 4.29 (dd, J_1 = 14.4 Hz, J_2 = 10.4 Hz, 1 H, one proton in NCH₂), 3.83-3.75 (m, 4 H, one proton in NCH₂ and OCH₃); ¹³C NMR (100 MHz, CDCl₃) δ = 163.8, 159.5, 146.1, 131.4, 130.3, 128.4, 128.2, 127.66, 127.64, 114.0, 111.0, 80.2, 61.0, 55.2; IR (neat, cm⁻¹): 1650, 1603, 1578, 1508, 1450, 1335, 1245, 1177, 1064, 1024; MS (70 eV, EI) m/z (%): 280 (M⁺+1, 8.23), 279 (M⁺, 41.69), 117 (100); Anal. Calcd for C₁₈H₁₇NO₂: C 77.40, H 6.13, N 5.01; Found: C 77.30, H 6.10, N 4.78.

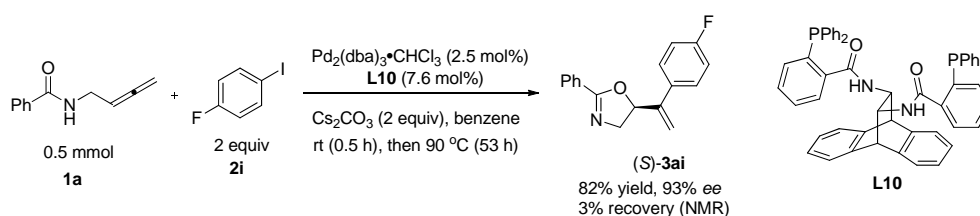
(16) (*S*)-5-(1-(3-Fluorophenyl)vinyl)-2-phenyl-4,5-dihydrooxazole ((*S*)-3ah**) (Table 3) (lhw-13-166)**



The reaction of Pd₂(dba)₃·CHCl₃ (12.8 mg, 0.0124 mmol), **L10** (30.7 mg, 0.0378 mmol), Cs₂CO₃ (325.7 mg, 1.0 mmol), **1a** (86.9 mg, 0.5 mmol), and **2h** (97% purity, 228.6 mg, 1.0 mmol) in benzene (4.0 mL) afforded (*S*)-**3ah** (114.9 mg, 86%) (eluent: petroleum ether (b.p. 60-90 °C)/ethyl acetate = 10/1 to 5/1) as a liquid: 93% *ee* (HPLC conditions: OZ-H column, hexane/*i*-PrOH = 90/10, 1 mL/min, λ = 214 nm, t_R (minor) = 15.3 min, t_R (major) = 11.3 min); $[\alpha]_D^{20}$ = +186.3 (c = 1.06, CHCl₃); ¹H NMR (400 MHz, CDCl₃) δ = 8.04-7.98 (m, 2 H, Ar-H), 7.54-7.48 (m, 1 H, Ar-H), 7.47-7.40 (m, 2 H, Ar-H), 7.35-7.27 (m, 1 H, Ar-H), 7.17-7.12 (m, 1 H, Ar-H), 7.12-7.06 (m, 1 H, Ar-H), 7.05-6.98 (m, 1 H, Ar-H), 5.60-5.52 (m, 1 H, OCH), 5.48 (s, 1 H, one proton in =CH₂), 5.46 (s, 1 H, one proton in =CH₂), 4.30 (dd, J_1 = 14.8 Hz, J_2 = 10.4 Hz, 1 H, one proton in NCH₂), 3.79 (dd, J_1 = 15.0 Hz, J_2 = 7.8 Hz, 1 H, one proton in NCH₂);

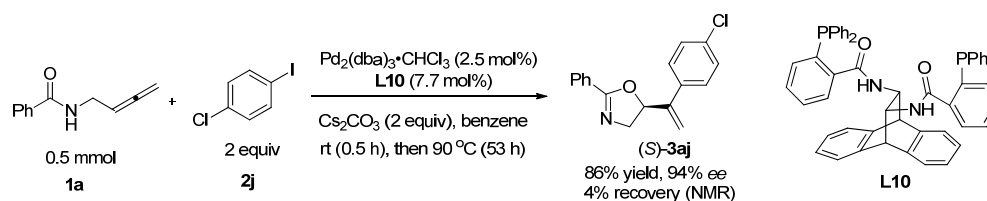
^{13}C NMR (100 MHz, CDCl_3) δ = 163.7, 162.8 (d, J = 245.0 Hz), 145.7 (d, J = 2.1 Hz), 140.1 (d, J = 7.7 Hz), 131.5, 130.1 (d, J = 8.3 Hz), 128.4, 128.2, 127.5, 122.2 (d, J = 3.3 Hz), 115.0 (d, J = 20.0 Hz), 113.64 (d, J = 22.1 Hz), 113.63, 79.8, 60.9; ^{19}F NMR (376 MHz, CDCl_3) -113.12; IR (neat, cm^{-1}): 1652, 1579, 1488, 1448, 1331, 1258, 1199, 1080, 1061, 1025; MS (70 eV, EI) m/z (%): 268 ($\text{M}^+ + 1$, 5.56), 267 (M^+ , 29.68), 117 (100); HRMS Calcd for $\text{C}_{17}\text{H}_{14}\text{NOF}$ (M^+): 267.1059, Found: 267.1057.

(17) (S)-5-(1-(4-Fluorophenyl)vinyl)-2-phenyl-4,5-dihydrooxazole ((S)-3ai) (Table 3) (lhw-13-159)



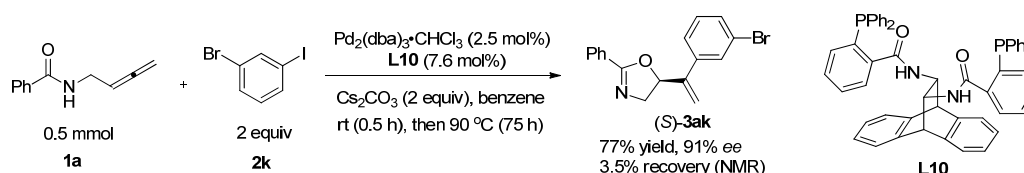
The reaction of $\text{Pd}_2(\text{dba})_3 \cdot \text{CHCl}_3$ (12.9 mg, 0.0125 mmol), **L10** (30.7 mg, 0.0378 mmol), Cs_2CO_3 (325.4 mg, 1.0 mmol), **1a** (86.0 mg, 0.5 mmol), and **2i** (228.0 mg, 1.0 mmol) in benzene (6.0 mL) afforded (*S*)-**3ai** (109.1 mg, 82%) (eluent: petroleum ether (b.p. 30-60 °C)/ethyl acetate = 10/1 to 5/1) as a liquid: 93% *ee* (HPLC conditions: OZ-H column, hexane/*i*-PrOH = 95/5, 1 mL/min, λ = 214 nm, t_R (minor) = 14.2 min, t_R (major) = 11.3 min); $[\alpha]_D^{20}$ = +180.3 (c = 1.01, CHCl_3); ^1H NMR (400 MHz, CDCl_3) δ = 8.03-7.98 (m, 2 H, Ar-H), 7.54-7.48 (m, 1 H, Ar-H), 7.47-7.41 (m, 2 H, Ar-H), 7.38-7.31 (m, 2 H, Ar-H), 7.08-7.00 (m, 2 H, Ar-H), 5.59-5.52 (m, 1 H, OCH), 5.42 (s, 1 H, one proton in = CH_2), 5.40 (s, 1 H, one proton in = CH_2), 4.28 (dd, J_1 = 15.2 Hz, J_2 = 10.0 Hz, 1 H, one proton in NCH_2), 3.78 (dd, J_1 = 14.8 Hz, J_2 = 8.0 Hz, 1 H, one proton in NCH_2); ^{13}C NMR (100 MHz, CDCl_3) δ = 163.8, 162.6 (d, J = 246.8 Hz), 145.8, 134.0 (d, J = 4.3 Hz), 131.5, 128.43, 128.36 (d, J = 7.5 Hz), 128.2, 127.5, 115.5 (d, J = 21.3 Hz), 113.0, 80.2, 60.8; ^{19}F NMR (376 MHz, CDCl_3) -114.35; IR (neat, cm^{-1}): 1651, 1602, 1508, 1332, 1231, 1061, 1024; MS (70 eV, EI) m/z (%): 268 ($\text{M}^+ + 1$, 5.76), 267 (M^+ , 29.37), 117 (100); HRMS Calcd for $\text{C}_{17}\text{H}_{14}\text{NOF}$ (M^+): 267.1059, Found: 267.1062.

(18) (S)-5-(1-(4-Chlorophenyl)vinyl)-2-phenyl-4,5-dihydrooxazole ((S)-3aj) (Table 3) (lhw-13-160)



The reaction of $\text{Pd}_2(\text{dba})_3 \cdot \text{CHCl}_3$ (13.1 mg, 0.0127 mmol), **L10** (31.1 mg, 0.0383 mmol), Cs_2CO_3 (327.1 mg, 1.0 mmol), **1a** (86.5 mg, 0.5 mmol), and **2j** (98% purity, 245.4 mg, 1.0 mmol) in benzene (6.0 mL) afforded (S)-3aj (121.7 mg, 86%) (eluent: petroleum ether (b.p. 30-60 °C)/ethyl acetate = 10/1 to 5/1) as a solid: M.P. 66-67 °C (petroleum ether/ethyl acetate); 94% ee (HPLC conditions: OZ-H column, hexane/*i*-PrOH = 90/10, 1 mL/min, λ = 214 nm, t_R (minor) = 14.6 min, t_R (major) = 11.7 min); $[\alpha]_D^{20}$ = +182.7 (c = 1.01, CHCl_3); ^1H NMR (400 MHz, CDCl_3) δ = 8.03-7.98 (m, 2 H, Ar-H), 7.54-7.48 (m, 1 H, Ar-H), 7.48-7.41 (m, 2 H, Ar-H), 7.35-7.28 (m, 4 H, Ar-H), 5.59-5.53 (m, 1 H, OCH), 5.44 (s, 2 H, =CH₂), 4.28 (dd, J_1 = 14.6 Hz, J_2 = 10.6 Hz, 1 H, one proton in NCH₂), 3.78 (dd, J_1 = 15.0 Hz, J_2 = 7.8 Hz, 1 H, one proton in NCH₂); ^{13}C NMR (100 MHz, CDCl_3) δ = 163.8, 145.7, 136.3, 134.0, 131.5, 128.8, 128.4, 128.2, 127.9, 127.5, 113.4, 80.0, 60.8; IR (neat, cm^{-1}): 1650, 1489, 1449, 1329, 1253, 1061; MS (70 eV, EI) m/z (%): 286 ($\text{M}^+(\text{Cl})+1$, 1.52), 285 ($\text{M}^+(\text{Cl})$, 7.54), 284 ($\text{M}^+(\text{Cl})+1$, 4.56), 283 ($\text{M}^+(\text{Cl})$, 23.00), 117 (100); Anal. Calcd for $\text{C}_{17}\text{H}_{14}\text{ClNO}$: C 71.96, H 4.97, N 4.94; Found: C 71.82, H 4.93, N 4.78.

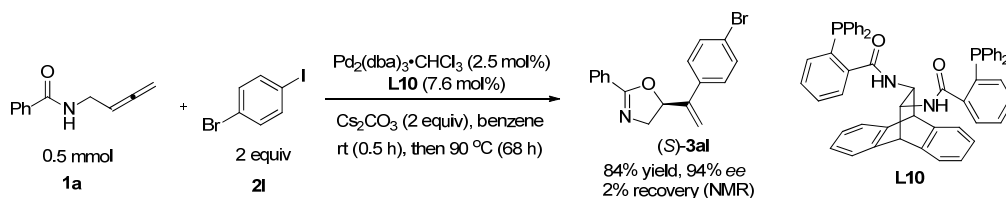
(19) (S)-5-(1-(3-Bromophenyl)vinyl)-2-phenyl-4,5-dihydrooxazole ((S)-3ak) (Table 3) (lhw-13-182)



The reaction of $\text{Pd}_2(\text{dba})_3 \cdot \text{CHCl}_3$ (13.0 mg, 0.0126 mmol), **L10** (30.8 mg, 0.0379 mmol), Cs_2CO_3 (326.4 mg, 1.0 mmol), **1a** (86.7 mg, 0.5 mmol), and **2k** (288.3 mg, 1.0 mmol) in benzene (4.0 mL) afforded (S)-3ak (125.7 mg, 77%) (eluent: petroleum

ether (b.p. 60-90 °C)/ethyl acetate = 15/1 to 10/1) as a liquid: 91% *ee* (HPLC conditions: OZ-H column, hexane/*i*-PrOH = 90/10, 1 mL/min, λ = 214 nm, t_R (minor) = 15.8 min, t_R (major) = 11.9 min); $[\alpha]_D^{20}$ = +155.9 (c = 1.03, CHCl₃); ¹H NMR (400 MHz, CDCl₃) δ = 8.01 (d, J = 7.2 Hz, 2 H, Ar-H), 7.55-7.47 (m, 2 H, Ar-H), 7.47-7.40 (m, 3 H, Ar-H), 7.31-7.24 (m, 1 H, Ar-H), 7.24-7.17 (m, 1 H, Ar-H), 5.54 (t, J = 9.0 Hz, 1 H, OCH), 5.45 (s, 2 H, =CH₂), 4.29 (dd, J_1 = 14.2 Hz, J_2 = 10.2 Hz, 1 H, one proton in NCH₂), 3.78 (dd, J_1 = 14.6 Hz, J_2 = 7.4 Hz, 1 H, one proton in NCH₂); ¹³C NMR (100 MHz, CDCl₃) δ = 163.7, 145.7, 140.1, 131.5, 131.1, 130.1, 129.8, 128.4, 128.1, 127.4, 125.1, 122.8, 113.9, 79.7, 60.9; IR (neat, cm⁻¹): 1651, 1557, 1331, 1257, 1061, 1024; MS (70 eV, EI) m/z (%): 330 (M⁺(⁸¹Br)+1, 2.50), 329 (M⁺(⁸¹Br), 14.03), 328 (M⁺(⁷⁹Br)+1, 2.90), 327 (M⁺(⁷⁹Br), 13.92), 117 (100); HRMS Calcd for C₁₇H₁₄NO⁷⁹Br (M⁺): 327.0259, Found: 327.0263.

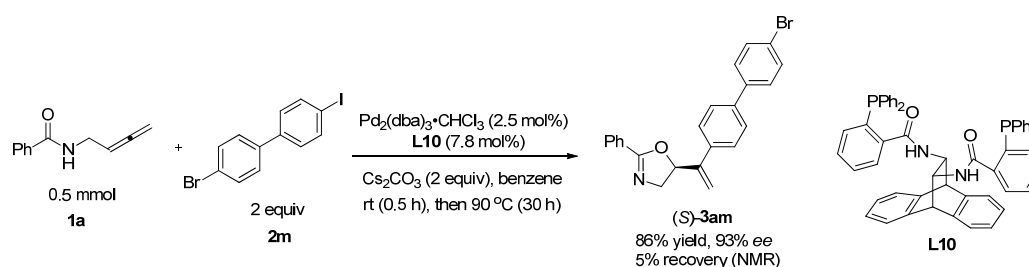
(20) (*S*)-5-(1-(4-Bromophenyl)vinyl)-2-phenyl-4,5-dihydrooxazole ((*S*)-3al**) (Table 3) (lhw-13-163)**



The reaction of Pd₂(dba)₃·CHCl₃ (12.9 mg, 0.0125 mmol), **L10** (30.7 mg, 0.0378 mmol), Cs₂CO₃ (325.6 mg, 1.0 mmol), **1a** (86.7 mg, 0.5 mmol), and **2I** (98% purity, 289.1 mg, 1.0 mmol) in benzene (6.0 mL) afforded (*S*)-**3al** (137.7 mg, 84%) (eluent: petroleum ether (b.p. 30-60 °C)/ethyl acetate = 15/1 to 10/1) as a solid: M.P. 88-89 °C (petroleum ether/ethyl acetate); 94% *ee* (HPLC conditions: OZ-H column, hexane/*i*-PrOH = 90/10, 1 mL/min, λ = 214 nm, t_R (minor) = 13.3 min, t_R (major) = 10.8 min); $[\alpha]_D^{20}$ = +159.9 (c = 1.03, CHCl₃); ¹H NMR (400 MHz, CDCl₃) δ = 8.03-7.97 (m, 2 H, Ar-H), 7.54-7.41 (m, 5 H, Ar-H), 7.28-7.21 (m, 2 H, Ar-H), 5.55 (t, J = 9.0 Hz, 1 H, OCH), 5.45 (s, 2 H, =CH₂), 4.28 (dd, J_1 = 14.8 Hz, J_2 = 10.4 Hz, 1 H, one proton in NCH₂), 3.77 (dd, J_1 = 14.4 Hz, J_2 = 7.6 Hz, 1 H, one proton in NCH₂); ¹³C NMR (100 MHz, CDCl₃) δ = 163.8, 145.8, 136.8, 131.7, 131.5, 128.4, 128.24,

128.15, 127.5, 122.2, 113.5, 79.9, 60.8; IR (neat, cm^{-1}): 1650, 1491, 1447, 1364, 1329, 1264, 1073, 1062, 1023, 1004; MS (70 eV, EI) m/z (%): 330 ($\text{M}^{+}({}^{81}\text{Br})+1$, 2.26), 329 ($\text{M}^{+}({}^{81}\text{Br})$, 11.30), 327 ($\text{M}^{+}({}^{79}\text{Br})+1$, 2.53), 327 ($\text{M}^{+}({}^{79}\text{Br})$, 11.02), 117 (100); Anal. Calcd for $\text{C}_{17}\text{H}_{14}\text{BrNO}$: C 62.21, H 4.30, N 4.27; Found: C 62.23, H 4.36, N 4.16.

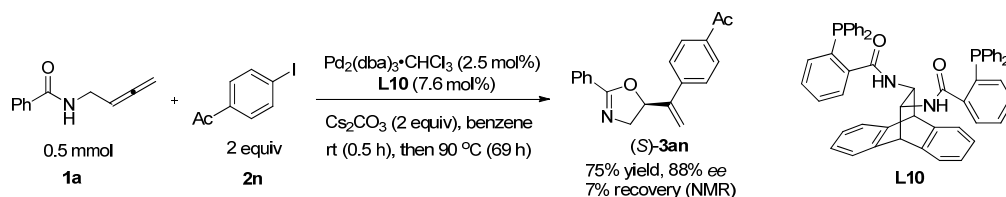
(21) (S)-5-(1-(4'-Bromo-[1,1'-biphenyl]-4-yl)vinyl)-2-phenyl-4,5-dihydrooxazole ((S)-3am) (Table 3) (lhw-14-198)



The reaction of $\text{Pd}_2(\text{dba})_3 \cdot \text{CHCl}_3$ (13.0 mg, 0.0125 mmol), **L10** (31.6 mg, 0.0378 mmol), Cs_2CO_3 (329.9 mg, 1.0 mmol), **1a** (86.9 mg, 0.5 mmol), and **2m** (358.4 mg, 1.0 mmol) in benzene (6.0 mL) afforded (S)-**3am** (175.0 mg, 86%) (eluent: petroleum ether (b.p. 60-90 °C)/ethyl acetate = 15/1 to 5/1) as a solid: M.P. 121-122 °C (petroleum ether/ethyl acetate); 93% *ee* (HPLC conditions: OZ-H column, hexane/*i*-PrOH = 90/10, 1 mL/min, $\lambda = 214$ nm, t_R (minor) = 6.9 min, t_R (major) = 6.0 min); $[\alpha]_D^{20} = +134.6$ ($c = 1.00$, CHCl_3); ^1H NMR (400 MHz, CDCl_3) $\delta = 8.06$ -8.00 (m, 2 H, Ar-H), 7.59-7.41 (m, 11 H, Ar-H), 5.64 (t, $J = 9.0$ Hz, 1 H, OCH), 5.52 (s, 1 H, one proton in $=\text{CH}_2$), 5.46 (s, 1 H, one proton in $=\text{CH}_2$), 4.33 (dd, $J_1 = 15.0$ Hz, $J_2 = 10.2$ Hz, 1 H, one proton in NCH_2), 3.83 (dd, $J_1 = 14.4$ Hz, $J_2 = 8.0$ Hz, 1 H, one proton in NCH_2); ^{13}C NMR (100 MHz, CDCl_3) $\delta = 163.9$, 146.2, 139.6, 139.3, 137.2, 131.9, 131.5, 128.5, 128.4, 128.2, 127.6, 127.1, 121.8, 112.8, 80.0, 61.1; IR (neat, cm^{-1}): 1650, 1484, 1331, 1260, 1078, 1063; MS (70 eV, EI) m/z (%): 406 ($\text{M}^{+}({}^{81}\text{Br})+1$, 4.47), 405 ($\text{M}^{+}({}^{81}\text{Br})$, 17.18), 404 ($\text{M}^{+}({}^{79}\text{Br})+1$, 4.80), 403 ($\text{M}^{+}({}^{79}\text{Br})$, 16.82), 117 (100); Anal. Calcd for $\text{C}_{23}\text{H}_{18}\text{BrNO}$: C 68.33, H 4.49, N 3.46; Found: C 68.24, H 4.48, N 3.37.

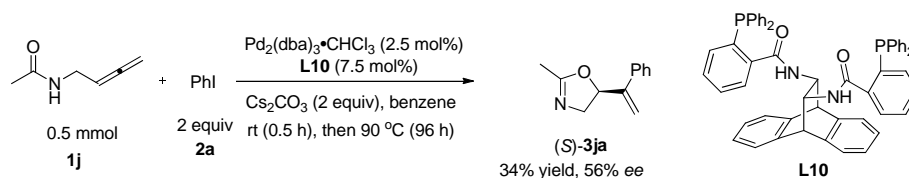
(22) (S)-5-(1-(4-Acetylphenyl)vinyl)-2-phenyl-4,5-dihydrooxazole ((S)-3an) (Table

3) (lhw-14-20)



The reaction of $\text{Pd}_2(\text{dba})_3 \cdot \text{CHCl}_3$ (12.9 mg, 0.0125 mmol), **L10** (30.9 mg, 0.0380 mmol), Cs_2CO_3 (327.2 mg, 1.0 mmol), **1a** (86.3 mg, 0.5 mmol), and **2n** (98% purity, 253.2 mg, 1.0 mmol) in benzene (6.0 mL) afforded (*S*)-**3an** (108.3 mg, 75%) (eluent: petroleum ether (b.p. 60-90 °C)/ethyl acetate = 10/1 to 5/1 to 3/1) as a solid: M.P. 107-110 °C (petroleum ether/ethyl acetate); 88% *ee* (HPLC conditions: OZ-H column, hexane/*i*-PrOH = 70/30, 0.8 mL/min, λ = 214 nm, t_R (minor) = 17.2 min, t_R (major) = 12.9 min); $[\alpha]_D^{20}$ = +159.3 (c = 1.00, CHCl_3); ^1H NMR (400 MHz, CDCl_3) δ = 8.04-7.98 (m, 2 H, Ar-H), 7.95 (d, J = 8.4 Hz, 2 H, Ar-H), 7.55-7.41 (m, 5 H, Ar-H), 5.66-5.58 (m, 1 H, OCH), 5.56 (s, 1 H, one proton in =CH₂), 5.54 (s, 1 H, one proton in =CH₂), 4.32 (dd, J_1 = 14.6 Hz, J_2 = 10.6 Hz, 1 H, one proton in NCH₂), 3.79 (dd, J_1 = 14.6 Hz, J_2 = 7.8 Hz, 1 H, one proton in NCH₂), 2.61 (s, 3 H, CH₃); ^{13}C NMR (100 MHz, CDCl_3) δ = 197.5, 163.8, 146.0, 142.6, 136.5, 131.5, 128.7, 128.5, 128.2, 127.4, 126.8, 114.7, 79.8, 60.9, 26.6; IR (neat, cm^{-1}): 1673, 1644, 1602, 1336, 1262, 1062; MS (70 eV, EI) m/z (%): 292 ($\text{M}^+ + 1$, 6.60), 291 (M^+ , 30.95), 117 (100); Anal. Calcd for $\text{C}_{19}\text{H}_{17}\text{NO}_2$: C 78.33, H 5.88, N 4.81; Found: C 78.16, H 5.76, N 4.66.

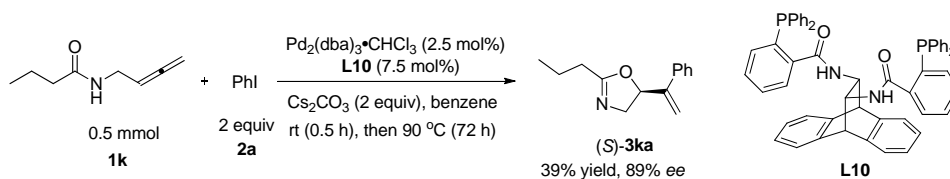
(23) (*S*)-5-(1-Phenylvinyl)-2-methyl-4,5-dihydrooxazole ((*S*)-**3ja**) (Scheme 5) (lwl-9-28)



The reaction of $\text{Pd}_2(\text{dba})_3 \cdot \text{CHCl}_3$ (12.8 mg, 0.0125 mmol), **L10** (30.7 mg, 0.0375 mmol), Cs_2CO_3 (325.8 mg, 1.0 mmol), **1j** (55.5 mg, 0.5 mmol), and **2a** (204.3 mg, 1.0 mmol) in benzene (6.0 mL) afforded (*S*)-**3ja** (31.7 mg, 34%) (eluent: petroleum ether (b.p. 60-90 °C)/ethyl acetate = 3/1) as a liquid: 56% *ee* (HPLC conditions: OZ-H

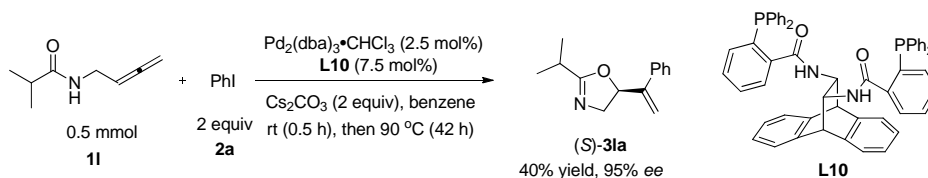
column, hexane/*i*-PrOH = 98/2, 1.0 mL/min, λ = 214 nm, t_R (minor) = 14.7 min, t_R (major) = 12.7 min); $[\alpha]_D^{28} = +33.6$ ($c = 1.08$, CHCl₃); ¹H NMR (400 MHz, CDCl₃) δ = 7.42-7.28 (m, 5 H, Ar-H), 5.47-5.36 (m, 2 H, OCH and one proton in =CH₂), 5.33 (s, 1 H, one proton in =CH₂), 4.05 (dd, $J_1 = 13.2$ Hz, $J_2 = 11.2$ Hz, 1 H, one proton in NCH₂), 3.56 (dd, $J_1 = 13.8$ Hz, $J_2 = 7.8$ Hz, 1 H, one proton in NCH₂), 2.05 (s, 3 H, CH₃); ¹³C NMR (100 MHz, CDCl₃) δ = 164.8, 146.9, 138.0, 128.5, 128.0, 126.5, 112.2, 80.0, 60.7, 14.0; IR (neat, cm⁻¹): 2929, 2874, 2855, 1678, 1632, 1441, 1389, 1307, 1224; MS (70 eV, EI) m/z (%): 187 (M⁺, 18.96), 55 (100); HRMS Calcd for C₁₂H₁₃NO (M⁺): 187.0997, Found: 187.0999.

(24) (S)-5-(1-Phenylvinyl)-2-propyl-4,5-dihydrooxazole ((S)-3ka) (Scheme 5) (lwl-9-29)



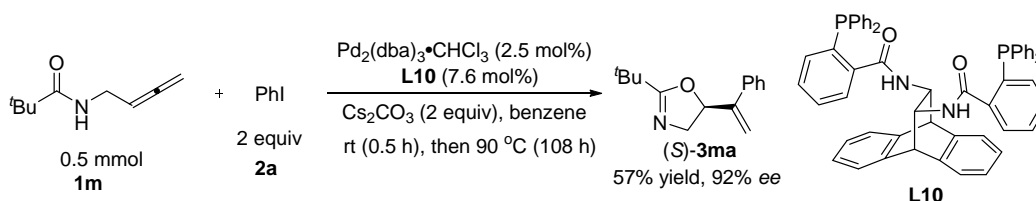
The reaction of Pd₂(dba)₃·CHCl₃ (12.9 mg, 0.0125 mmol), **L10** (30.8 mg, 0.0375 mmol), Cs₂CO₃ (325.7 mg, 1.0 mmol), **1k** (69.7 mg, 0.5 mmol), and **2a** (204.3 mg, 1.0 mmol) in benzene (6.0 mL) afforded (S)-**3ka** (42.0 mg, 39%) (eluent: petroleum ether (b.p. 60-90 °C)/ethyl acetate = 8/1) as a liquid: 89% *ee* (HPLC conditions: OZ-H column, hexane/*i*-PrOH = 70/30, 0.6 mL/min, λ = 214 nm, t_R (minor) = 7.2 min, t_R (major) = 6.7 min); $[\alpha]_D^{29} = +65.7$ ($c = 0.93$, CHCl₃); ¹H NMR (400 MHz, CDCl₃) δ = 7.40-7.28 (m, 5 H, Ar-H), 5.47-5.35 (m, 2 H, OCH and one proton in =CH₂), 5.33 (s, 1 H, one proton in =CH₂), 4.06 (dd, $J_1 = 14.2$ Hz, $J_2 = 10.6$ Hz, 1 H, one proton in NCH₂), 3.57 (dd, $J_1 = 14.0$ Hz, $J_2 = 8.0$ Hz, 1 H, one proton in NCH₂), 2.33 (t, $J = 7.6$ Hz, 2 H, CH₂), 1.78-1.64 (m, 2 H, CH₂), 1.00 (t, $J = 7.4$ Hz, 3 H, CH₃); ¹³C NMR (100 MHz, CDCl₃) δ = 167.8, 147.1, 138.0, 128.5, 128.0, 126.5, 112.1, 79.7, 60.6, 30.1, 19.4, 13.8; IR (neat, cm⁻¹): 2961, 2929, 2873, 1672, 1459, 1380, 1201, 1174; MS (70 eV, EI) m/z (%): 215 (M⁺, 8.25), 83 (100); HRMS Calcd for C₁₄H₁₇NO (M⁺): 215.1310, Found: 215.1305.

(25) (*S*)-5-(1-Phenylvinyl)-2-isopropyl-4,5-dihydrooxazole ((*S*)-3la) (Scheme 5) (lwl-9-33)



The reaction of $\text{Pd}_2(\text{dba})_3 \cdot \text{CHCl}_3$ (12.9 mg, 0.0125 mmol), **L10** (30.7 mg, 0.0375 mmol), Cs_2CO_3 (325.7 mg, 1.0 mmol), **1l** (69.7 mg, 0.5 mmol), and **2a** (204.2 mg, 1.0 mmol) in benzene (6.0 mL) afforded (*S*)-**3la** (43.0 mg, 40%) (eluent: petroleum ether (b.p. 60-90 °C)/ethyl acetate = 9/1) as a liquid: 95% *ee* (HPLC conditions: OZ-H column, hexane/*i*-PrOH = 98/2, 1.4 mL/min, $\lambda = 214$ nm, t_R (minor) = 5.6 min, t_R (major) = 4.9 min); $[\alpha]_D^{29} = +80.9$ ($c = 1.01$, CHCl_3); $^1\text{H NMR}$ (400 MHz, CDCl_3) $\delta = 7.40$ - 7.28 (m, 5 H, Ar-H), 5.46 - 5.35 (m, 2 H, OCH and one proton in $=\text{CH}_2$), 5.33 (s, 1 H, one proton in $=\text{CH}_2$), 4.06 (dd, $J_1 = 13.8$ Hz, $J_2 = 10.6$ Hz, 1 H, one proton in NCH_2), 3.56 (dd, $J_1 = 14.0$ Hz, $J_2 = 7.6$ Hz, 1 H, one proton in NCH_2), 2.66 (hept, $J = 6.9$ Hz, 1 H, CH), 1.25 (d, $J = 6.8$ Hz, 6 H, $\text{CH}_3 \times 2$); $^{13}\text{C NMR}$ (100 MHz, CDCl_3) $\delta = 171.9$, 147.2 , 138.0 , 128.5 , 128.0 , 126.5 , 112.0 , 79.6 , 60.5 , 28.2 , 19.7 , 19.6 ; IR (neat, cm^{-1}): 2970 , 2930 , 2874 , 1668 , 1633 , 1496 , 1469 , 1387 , 1197 , 1143 , 1094 , 1057 ; MS (70 eV, EI) m/z (%): 215 (M^+ , 15.90), 83 (100); HRMS Calcd for $\text{C}_{14}\text{H}_{17}\text{NO}$ (M^+): 215.1310, Found: 215.1303.

(26) (*S*)-5-(1-Phenylvinyl)-2-(*tert*-butyl)-4,5-dihydrooxazole ((*S*)-3ma) (Scheme 5) (yz-5-115)



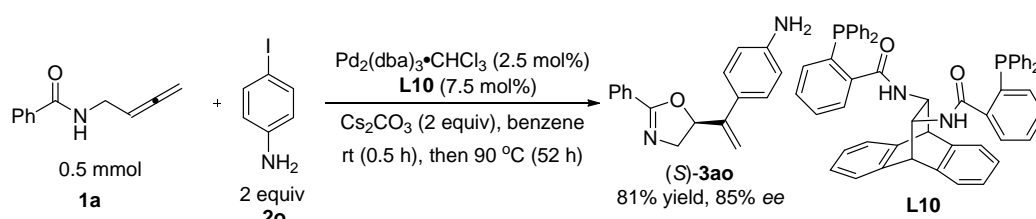
Typical Procedure II: After the Schlenk tube containing Cs_2CO_3 (326.6 mg, 1.0 mmol) was dried for 3 minutes with a heating gun under vacuum and filled with argon, $\text{Pd}_2(\text{dba})_3 \cdot \text{CHCl}_3$ (12.9 mg, 0.0125 mmol), (*R,R*)-ANDEN-Phenyl Trost ligand (**L10**)

(30.8 mg, 0.0379 mmol), **1m** (75.2 mg, 0.49 mmol), **2a** (205.0 mg, 1.0 mmol), and benzene (6.0 mL) were added sequentially. The resulting mixture was stirred for 0.5 h at rt and then transferred to oil bath preheated at 90 °C. When the reaction was complete as monitored by TLC, the mixture was filtrated through a short pad of silica gel with Et₂O (25 mL) as eluent. After removal of the solvent under vacuum, the residue was purified by flash chromatography on silica gel to afford (*S*)-**3ma** (64.2 mg, 57%) (eluent: petroleum ether (b.p. 60-90 °C)/ethyl acetate = 5/1) as a liquid: 92% *ee* (HPLC conditions: AD-H column, hexane/*i*-PrOH = 100/1, 1.0 mL/min, λ = 214 nm, *t*_R (minor) = 9.8 min, *t*_R (major) = 11.8 min); [α]_D²² = +70.1 (*c* = 1.02, CHCl₃); ¹H NMR (400 MHz, CDCl₃) δ = 7.39-7.28 (m, 5 H, Ar-H), 5.44-5.36 (m, 2 H, OCH + one proton in =CH₂), 5.33 (s, 1 H, one proton in =CH₂), 4.06 (dd, *J*₁ = 14.0 Hz, *J*₂ = 10.4 Hz, 1 H, one proton in NCH₂), 3.57 (dd, *J*₁ = 14.2 Hz, *J*₂ = 7.8 Hz, 1 H, one proton in NCH₂), 1.28 (s, 9 H, 3 × CH₃); ¹³C NMR (100 MHz, CDCl₃) δ = 174.0, 147.4, 138.0, 128.5, 128.0, 126.5, 111.9, 79.7, 60.6, 33.3, 27.7; IR (neat, cm⁻¹): 2971, 1661, 1480, 1394, 1265, 1131; MS (70 eV, EI) *m/z* (%): 229 (M⁺, 38.43), 97 (100); HRMS Calcd for C₁₅H₁₉NO (M⁺): 229.1467, Found: 229.1472.

The following compounds (*S*)-**3ao** to (*S*)-**3aq** were prepared according to this **Typical Procedure II**.

(27) (*S*)-5-(1-(4-Aminophenyl)vinyl)-2-phenyl-4,5-dihydrooxazole ((*S*)-**3ao**)

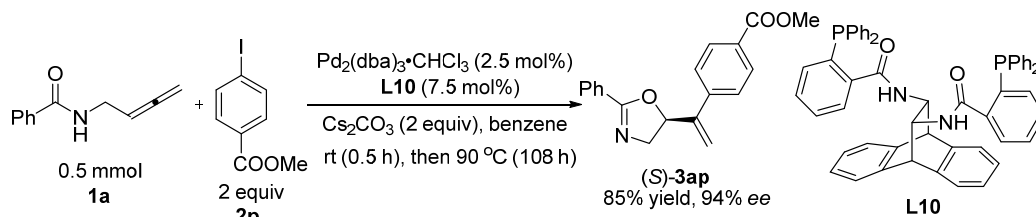
(Table 3) (yz-5-103)



The reaction of Pd₂(dba)₃·CHCl₃ (13.0 mg, 0.0126 mmol), **L10** (30.6 mg, 0.0376 mmol), Cs₂CO₃ (324.8 mg, 1.0 mmol), **1a** (86.8 mg, 0.5 mmol), and **2o** (218.5 mg, 1.0 mmol) in benzene (6.0 mL) afforded (*S*)-**3ao** (107.2 mg, 81%) (eluent: petroleum ether (b.p. 60-90 °C)/ethyl acetate = 2/1) as a liquid: 85% *ee* (HPLC conditions: AS-H

column, hexane/*i*-PrOH = 90/10, 1.0 mL/min, $\lambda = 214$ nm, t_R (minor) = 22.0 min, t_R (major) = 17.0 min); $[\alpha]_D^{24} = +173.3$ ($c = 1.03$, CHCl₃); ¹H NMR (400 MHz, CDCl₃) $\delta = 8.02$ (d, $J = 7.2$ Hz, 2 H, Ar-H), 7.53-7.47 (m, 1 H, Ar-H), 7.47-7.40 (m, 2 H, Ar-H), 7.19 (d, $J = 8.8$ Hz, 2 H, Ar-H), 6.66 (d, $J = 8.4$ Hz, 2 H, Ar-H), 5.61-5.53 (m, 1 H, OCH), 5.34 (s, 1 H, one proton in =CH₂), 5.27 (s, 1 H, one proton in =CH₂), 4.29 (dd, $J_1 = 14.6$ Hz, $J_2 = 10.2$ Hz, 1 H, one proton in NCH₂), 3.84-3.66 (m, 3 H, NH₂ + one proton in NCH₂); ¹³C NMR (100 MHz, CDCl₃) $\delta = 163.8, 146.4, 146.2, 131.3, 128.4, 128.2, 127.9, 127.7, 127.4, 114.9, 109.4, 80.1, 61.2$; IR (neat, cm⁻¹): 3332, 3204, 1644, 1606, 1516, 1370, 1334, 1259, 1177, 1083, 1064, 1024; MS (70 eV, EI) m/z (%): 264 (M⁺, 28.02), 117 (100); HRMS Calcd for C₁₇H₁₆N₂O (M⁺): 264.1263, Found: 264.1265.

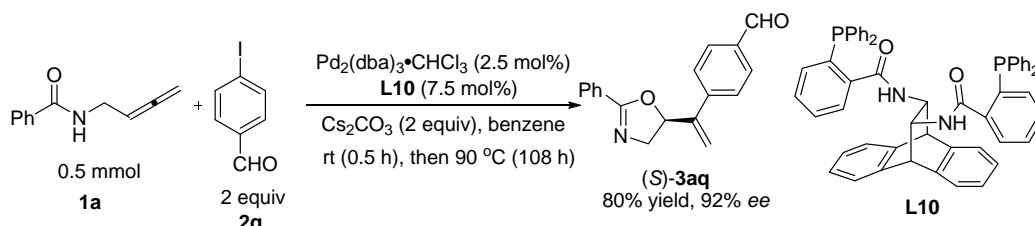
(28) (S)-5-(1-(4-(Methoxycarbonyl)phenyl)vinyl)-2-phenyl-4,5-dihydrooxazole (Table 3) ((S)-3ap) (yz-5-108)



The reaction of Pd₂(dba)₃·CHCl₃ (13.1 mg, 0.0127 mmol), **L10** (30.6 mg, 0.0376 mmol), Cs₂CO₃ (326.5 mg, 1.0 mmol), **1a** (86.9 mg, 0.5 mmol), and **2p** (261.3 mg, 1.0 mmol) in benzene (6.0 mL) afforded (*S*)-**3ap** (130.3 mg, 85%) (eluent: petroleum ether (b.p. 60-90 °C)/ethyl acetate = 3/1) as a solid: M.P. 81.7-82.6 °C (petroleum ether/ethyl acetate); 94% *ee* (HPLC conditions: OJ-H column, hexane/*i*-PrOH = 95/5, 1.0 mL/min, $\lambda = 214$ nm, t_R (minor) = 49.0 min, t_R (major) = 53.9 min); $[\alpha]_D^{21} = +164.4$ ($c = 1.00$, CHCl₃); ¹H NMR (400 MHz, CDCl₃) $\delta = 8.05$ -7.98 (m, 4 H, Ar-H), 7.55-7.49 (m, 1 H, Ar-H), 7.48-7.41 (m, 4 H, Ar-H), 5.66-5.59 (m, 1 H, OCH), 5.56 (s, 1 H, one proton in =CH₂), 5.53 (s, 1 H, one proton in =CH₂), 4.31 (dd, $J_1 = 14.6$ Hz, $J_2 = 10.2$ Hz, 1 H, one proton in NCH₂), 3.92 (s, 3 H, OCH₃), 3.79 (dd, $J_1 = 14.8$ Hz, $J_2 = 7.6$ Hz, 1 H, one proton in NCH₂); ¹³C NMR (100 MHz, CDCl₃) $\delta = 166.6, 163.7, 146.0, 142.3, 131.5, 129.8, 129.6, 128.4, 128.1, 127.4, 126.5, 114.4, 79.7, 60.8, 52.1$;

IR (neat, cm^{-1}): 1712, 1642, 1606, 1434, 1334, 1262, 1189, 1114, 1061; MS (70 eV, EI) m/z (%): 307 (M^+ , 21.13), 117 (100); Anal. Calcd for $\text{C}_{19}\text{H}_{17}\text{NO}_3$: C 74.25, H 5.58, N 4.56; Found: C 74.26, H 5.50, N 4.43.

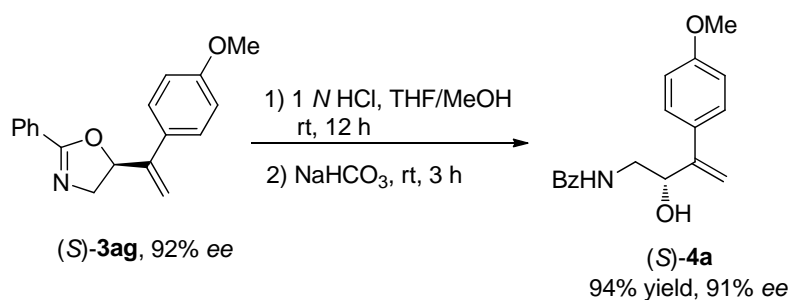
(29) (S)-5-(1-(4-(Formyl)phenyl)vinyl)-2-phenyl-4,5-dihydrooxazole ((S)-3aq)
(Table 3) (yz-5-111)



The reaction of $\text{Pd}_2(\text{dba})_3 \cdot \text{CHCl}_3$ (13.0 mg, 0.0126 mmol), **L10** (30.6 mg, 0.0376 mmol), Cs_2CO_3 (325.9 mg, 1.0 mmol), **1a** (86.7 mg, 0.5 mmol), and **2q** (232.2 mg, 1.0 mmol) in benzene (6.0 mL) afforded (*S*)-**3aq** (110.5 mg, 80%) (eluent: petroleum ether (b.p. 60-90 °C)/ethyl acetate = 3/1) as a solid: M.P. 86.0-87.5 °C (petroleum ether/ethyl acetate); 92% *ee* (HPLC conditions: AS-H column, hexane/*i*-PrOH = 95/5, 1.0 mL/min, $\lambda = 214$ nm, t_R (minor) = 38.8 min, t_R (major) = 27.6 min); $[\alpha]_D^{23} = +153.3$ ($c = 1.01$, CHCl_3); ^1H NMR (400 MHz, CDCl_3) $\delta = 10.02$ (s, 1 H, CHO), 8.00 (d, $J = 8.0$ Hz, 2 H, Ar-H), 7.88 (d, $J = 7.6$ Hz, 2 H, Ar-H), 7.59-7.49 (m, 3 H, Ar-H), 7.48-7.41 (m, 2 H, Ar-H), 5.67-5.55 (m, 3 H, =CH₂ + OCH), 4.33 (dd, $J_1 = 14.8$ Hz, $J_2 = 10.0$ Hz, 1 H, one proton in NCH₂), 3.81 (dd, $J_1 = 14.8$ Hz, $J_2 = 8.0$ Hz, 1 H, one proton in NCH₂); ^{13}C NMR (100 MHz, CDCl_3) $\delta = 191.6, 163.7, 145.9, 143.9, 135.7, 131.5, 129.9, 128.4, 128.1, 127.3, 127.1, 115.3, 79.7, 60.8$; IR (neat, cm^{-1}): 1699, 1649, 1601, 1332, 1262, 1174, 1080, 1062; MS (70 eV, EI) m/z (%): 277 (M^+ , 19.81), 117 (100); Anal. Calcd for $\text{C}_{18}\text{H}_{15}\text{NO}_2$: C 77.96, H 5.45, N 5.05; Found: C 77.69, H 5.30, N 4.89.

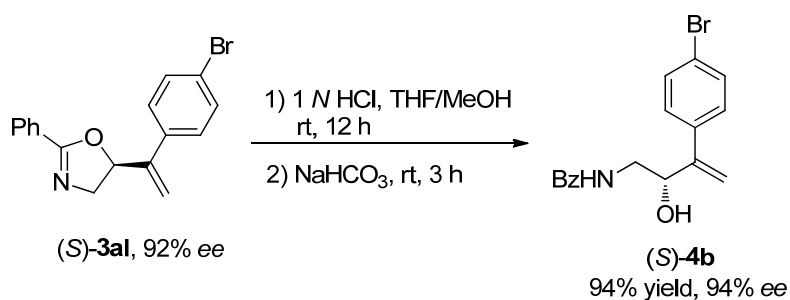
Synthetic Applications:

(1) (S)-N-(2-Hydroxy-3-(4-methoxyphenyl)but-3-en-1-yl)benzamide ((S)-4a)
(Scheme 6) (lhw-15-26)^[3]



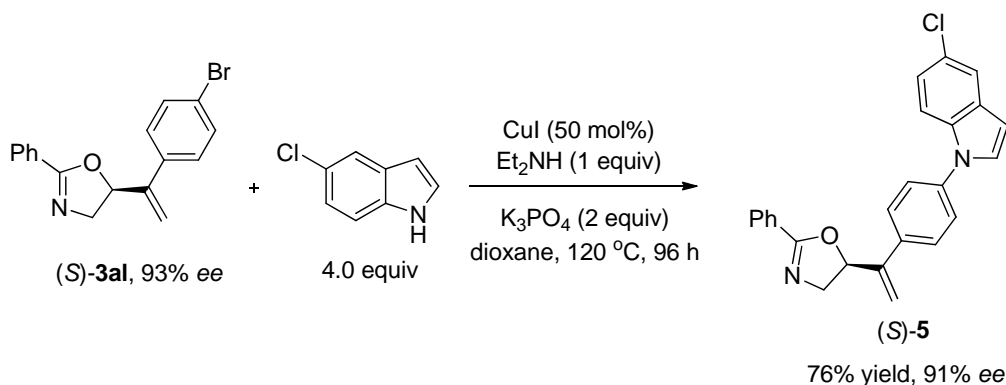
An aqueous solution of 1 N HCl (6 mL, 6.0 mmol) was added to a solution of oxazoline (*S*)-**3ag** (84.3 mg, 0.30 mmol) in THF (10 mL) and MeOH (10 mL) with stirring at room temperature and the resulting mixture was stirred for 12 h. A sat. aqueous solution of NaHCO₃ (25 mL) was added, and stirring was allowed to continue at room temperature for 3 h. Water (30 mL) was added and the resulting mixture was extracted with EtOAc (40 mL × 3), washed with brine (40 mL), dried with MgSO₄, and evaporated in vacuo. Purification via silica gel chromatography afforded amino alcohol (*S*)-**4a** (84.3 mg, 94%) (eluent: petroleum ether (b.p. 60-90 °C)/ethyl acetate = 2/1 to 1/1) as a solid: M.P. 127.8-128.2 °C (petroleum ether/ethyl acetate); 91% *ee* (HPLC conditions: OD-H column, hexane/*i*-PrOH = 80/20, 1.0 mL/min, λ = 214 nm, *t*_R (minor) = 11.2 min, *t*_R (major) = 16.0 min); [α]_D²⁰ = +9.5 (*c* = 0.99, CHCl₃); ¹H NMR (400 MHz, CDCl₃) δ = 7.75-7.69 (m, 2 H, Ar-H), 7.52-7.46 (m, 1 H, Ar-H), 7.44-7.37 (m, 2 H, Ar-H), 7.34 (d, *J* = 8.4 Hz, 2 H, Ar-H), 6.87 (d, *J* = 8.8 Hz, 2 H, Ar-H), 6.69-6.59 (m, 1 H, NH), 5.43 (s, 1 H, one proton in =CH₂), 5.35 (s, 1 H, one proton in =CH₂), 4.91-4.84 (m, 1 H, OCH), 3.84-3.75 (m, 4 H, one proton in NCH₂ and OCH₃), 3.73 (brs, 1 H, OH), 3.35-3.26 (m, 1 H, one proton in NCH₂); ¹³C NMR (100 MHz, CDCl₃) δ = 168.8, 159.4, 148.2, 134.0, 131.7, 131.6, 128.6, 127.7, 126.9, 114.0, 112.4, 72.9, 55.3, 45.6; IR (neat, cm⁻¹): 3308, 1630, 1604, 1537, 1511, 1322, 1244, 1185, 1110, 1061, 1027; MS (70 eV, EI) *m/z* (%): 298 (M⁺+1, 0.83), 297 (M⁺, 4.03), 105 (100); Anal. Calcd for C₁₈H₁₉NO₃: C 72.71, H 6.44, N 4.71; Found: C 72.55, H 6.40, N 4.79.

(2) (*S*)-*N*-(3-(4-Bromophenyl)-2-hydroxybut-3-en-1-yl)benzamide ((*S*)-**4b**)
(Scheme 6) (lhw-15-40)^[3]



An aqueous solution of 1 N HCl (6 mL, 6.0 mmol) was added to a solution of oxazoline (*S*)-**3al** (97.7 mg, 0.30 mmol) in THF (10 mL) and MeOH (10 mL) with stirring at room temperature and the resulting mixture was stirred for 12 h. A sat. aqueous solution of NaHCO₃ (25 mL) was added, and stirring was allowed to continue at room temperature for 3 h. Water (30 mL) was added in the reaction mixture and the resulting mixture was extracted with EtOAc (40 mL × 3), washed with brine (40 mL), dried with MgSO₄, and evaporated in vacuo. Purification via silica gel chromatography afforded amino alcohol (*S*)-**4b** (96.4 mg, 94%) (eluent: petroleum ether (b.p. 60-90 °C)/ethyl acetate = 2/1 to 3/2) as a solid: M.P. 124.3-124.9 °C (petroleum ether/ethyl acetate); 94% *ee* (HPLC conditions: OD-H column, hexane/*i*-PrOH = 80/20, 1.0 mL/min, λ = 214 nm, *t_R* (minor) = 12.0 min, *t_R* (major) = 14.7 min); [α]_D²⁰ = +15.3 (*c* = 1.01, CHCl₃); ¹H NMR (400 MHz, CDCl₃) δ = 7.70 (d, *J* = 7.6 Hz, 2 H, Ar-H), 7.54-7.35 (m, 5 H, Ar-H), 7.25 (d, *J* = 8.4 Hz, 2 H, Ar-H), 6.74-6.65 (m, 1 H, NH), 5.52 (s, 1 H, one proton in =CH₂), 5.40 (s, 1 H, one proton in =CH₂), 4.87-4.79 (m, 1 H, OCH), 3.99 (d, *J* = 4.0 Hz, 1 H, OH), 3.77-3.67 (m, 1 H, one proton in NCH₂), 3.35-3.23 (m, 1 H, one proton in NCH₂); ¹³C NMR (100 MHz, CDCl₃) δ = 168.9, 147.9, 138.1, 133.7, 131.8, 131.7, 128.6, 128.3, 126.9, 122.0, 114.5, 72.8, 45.6; IR (neat, cm⁻¹): 3355, 1614, 1533, 1487, 1319, 1080, 1006; MS (70 eV, EI) *m/z* (%): 348 (M⁺(⁸¹Br)+1, 0.35), 347 (M⁺(⁸¹Br), 1.32), 346 (M⁺(⁷⁹Br)+1, 0.28), 345 (M⁺(⁷⁹Br), 1.32), 105 (100); Anal. Calcd for C₁₇H₁₆BrNO₂: C 58.98, H 4.66, N 4.05; Found: C 59.06, H 4.73, N 3.90.

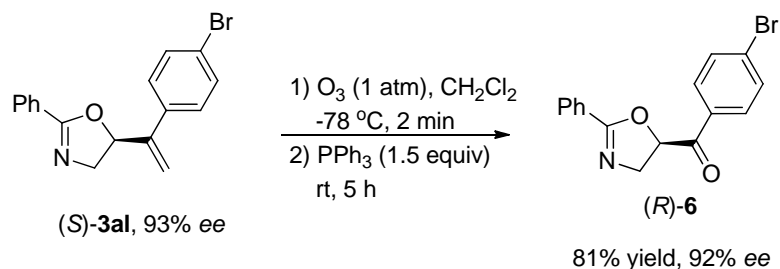
(3) (*S*)-5-(1-(4-(5-Chloro-1*H*-indol-1-yl)phenyl)vinyl)-2-phenyl-4,5-dihydro-oxazole ((*S*)-5) (Scheme 6) (lwl-9-61)^[4]



After the screw-capped reaction tube containing K_3PO_4 (170.0 mg, 0.80 mmol) was dried for 3 minutes with a heating gun under vacuum and filled with argon, CuI (38.1 mg, 0.20 mmol), (S)-**3al** (130.9 mg, 0.40 mmol), and 5-chloro-1*H*-indole (242.7 mg, 1.6 mmol) were added sequentially. After replacing air with argon for three times under vacuum, diethylamine (42.0 μL , $d = 0.70 \text{ g/mL}$, 29.4 mg, 0.40 mmol) and dioxane (1.0 mL) were then added. The resulting mixture was stirred for 96 h in the oil bath of 120 $^\circ\text{C}$. When the reaction was complete as monitored by TLC, the mixture was passed through a short pad of silica gel with a mixed solvent ($\text{EtOAc}/\text{CH}_2\text{Cl}_2 = 1/1$, 50 mL) as eluent. After removal of the solvent under vacuum, the residue was purified by flash chromatography on silica gel to afford (S)-**5** (121.8 mg, 76%) (eluent: petroleum ether (b.p. 60-90 $^\circ\text{C}$)/ethyl acetate = 10/1 to CH_2Cl_2 /ethyl acetate = 1000/1) as a solid: M.P. 192-193 $^\circ\text{C}$ (ethyl acetate); 91% *ee* (HPLC conditions: IE-3 column, hexane/*i*-PrOH/DEA = 90/10/0.1%, 0.7 mL/min, $\lambda = 254 \text{ nm}$, t_R (minor) = 21.9 min, t_R (major) = 19.5 min); $[\alpha]_D^{30} = +135.3$ ($c = 1.10$, CHCl_3); $^1\text{H NMR}$ (400 MHz, CDCl_3) $\delta = 8.03$ (d, $J = 7.6 \text{ Hz}$, 2 H, Ar-H), 7.64 (d, $J = 1.6 \text{ Hz}$, 1 H, Ar-H), 7.58-7.40 (m, 8 H, Ar-H), 7.34 (d, $J = 3.2 \text{ Hz}$, 1 H, Ar-H), 7.17 (dd, $J_1 = 9.2 \text{ Hz}$, $J_2 = 1.2 \text{ Hz}$, 1 H, Ar-H), 6.62 (d, $J = 3.2 \text{ Hz}$, 1 H, Ar-H), 5.64 (t, $J = 9.0 \text{ Hz}$, 1 H, OCH), 5.53 (s, 1 H, one proton in $=\text{CH}_2$), 5.50 (s, 1 H, one proton in $=\text{CH}_2$), 4.35 (dd, $J_1 = 14.6 \text{ Hz}$, $J_2 = 10.2 \text{ Hz}$, 1 H, one proton in NCH_2), 3.87 (dd, $J_1 = 14.8 \text{ Hz}$, $J_2 = 8.0 \text{ Hz}$, 1 H, one proton in NCH_2); $^{13}\text{C NMR}$ (100 MHz, CDCl_3) $\delta = 163.9$, 145.9, 139.1, 136.4, 134.1, 131.5, 130.4, 129.0, 128.5, 128.2, 128.0, 127.5, 126.1, 124.2, 122.7, 120.5, 113.6, 111.5, 103.4, 80.1, 61.0; IR (neat, cm^{-1}): 2932, 2865, 1652, 1607, 1523, 1459, 1366, 1333, 1262, 1084, 1064, 1025; MS (70 eV, EI) m/z (%): 401 ($\text{M}^+(\text{Cl})+1$, 4.55), 400

($M^+(^{37}\text{Cl})$, 18.59), 399 ($M^+(^{35}\text{Cl})+1$, 16.23), 398 ($M^+(^{35}\text{Cl})$, 49.48), 117 (100); Anal. Calcd for $\text{C}_{25}\text{H}_{19}\text{ClN}_2\text{O}$: C 75.28, H 4.80, N 7.02; Found: C 75.22, H 4.92, N 6.83.

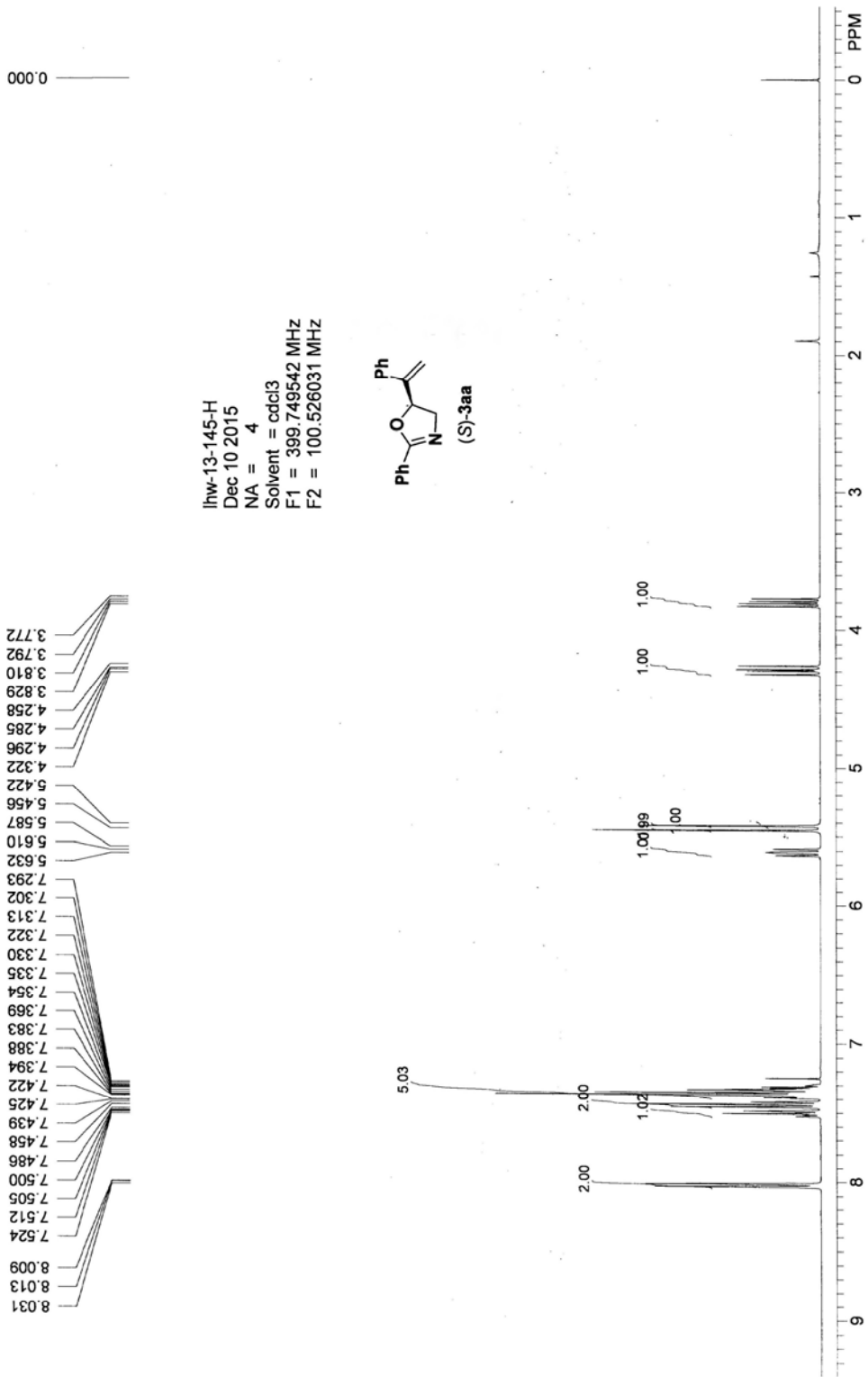
(4) **(*R*)-(4-Bromophenyl)(4,5-dihydro-2-phenyl-5-oxazolyl)methanone, ((*R*)-6)**
(Scheme 6) (lwl-9-40)^[5]



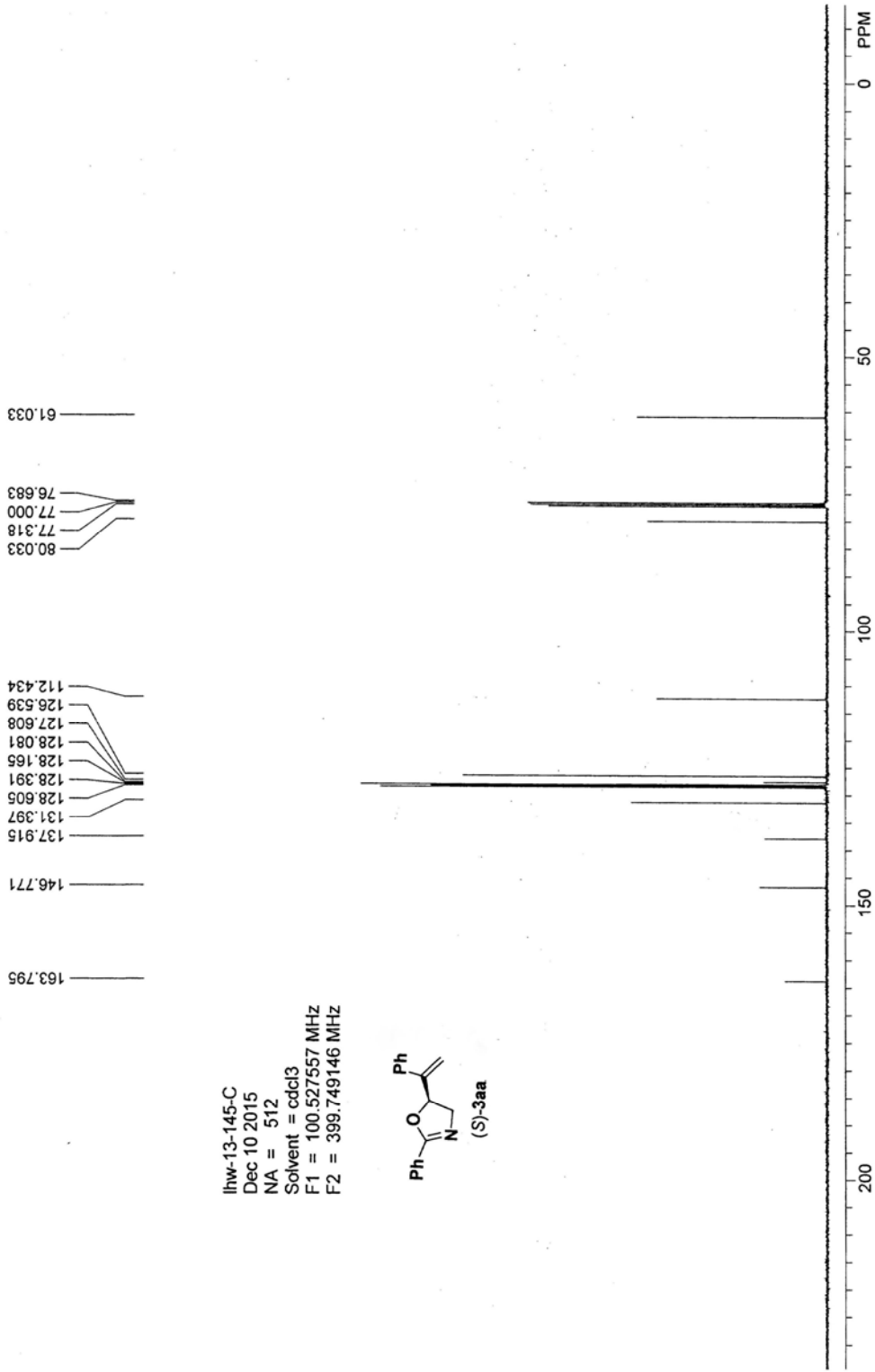
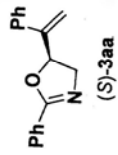
To a dried Schlenk tube were added (*S*)-**3al** (98.5 mg, 0.3 mmol) and CH_2Cl_2 (6.0 mL). The resulting solution was cooled with a dry ice/acetone bath (-78 °C). A stream of ozone was passed through the solution until the resulting solution became blue (2 min). The resulting mixture was quenched with the addition of PPh_3 (118.1 mg, 0.45 mmol). After warming to room temperature with stirring for 5 h, the resulting mixture was transferred to a round bottom flask with CH_2Cl_2 (10 mL) and evaporated. The residue was purified by flash chromatography on silica gel to afford (*R*)-**6** (80.0 mg, 81%) (eluent: petroleum ether (b.p. 60-90 °C)/ethyl acetate = 10/1) as a solid: M.P. 125-127 °C (ethyl acetate); 92% *ee* (HPLC conditions: OJ column, hexane/*i*-PrOH = 70/30, 1.0 mL/min, λ = 214 nm, t_R (minor) = 18.1 min, t_R (major) = 26.8 min); $[\alpha]_D^{28} = +59.6$ ($c = 1.05$, CHCl_3); ^1H NMR (400 MHz, CDCl_3) δ = 8.01-7.92 (m, 2 H, Ar-H), 7.88 (d, $J = 8.4$ Hz, 2 H, Ar-H), 7.67 (d, $J = 8.8$ Hz, 2 H, Ar-H), 7.50 (t, $J = 7.4$ Hz, 1 H, Ar-H), 7.42 (d, $J = 7.4$ Hz, 2 H, Ar-H), 5.77 (dd, $J_1 = 11.2$ Hz, $J_2 = 7.6$ Hz, 1 H, OCH), 4.43 (dd, $J_1 = 15.0$ Hz, $J_2 = 11.0$ Hz, 1 H, one proton in NCH_2), 4.32 (dd, $J_1 = 15.2$ Hz, $J_2 = 7.6$ Hz, 1 H, one proton in NCH_2); ^{13}C NMR (100 MHz, CDCl_3) δ = 194.2, 163.8, 132.9, 132.2, 131.7, 130.3, 129.3, 128.4, 128.3, 126.9, 79.6, 58.2; IR (neat, cm^{-1}): 2962, 2924, 1694, 1651, 1586, 1261, 1084, 1021; MS (70 eV, EI) m/z (%): 329 ($M^+(^{81}\text{Br})-2$, 40.23), 327 ($M^+(^{79}\text{Br})-2$, 40.03), 144 (100); Anal. Calcd for $\text{C}_{16}\text{H}_{12}\text{BrNO}_2$: C 58.20, H 3.66, N 4.24; Found: C 58.33, H 3.90, N 4.30.

References:

- [1] Fox, M. E.; Gerlach, A.; Lennon, I. C.; Meek, G.; Praquin, C. *Synthesis* **2005**, 3196.
- [2] (a) Luo H.; Ma, S. *Eur. J. Org. Chem.* **2013**, 3041; (b) Chen, B.; Wang, N.; Fan, W.; Ma, S. *Org. Biomol. Chem.* **2012**, *10*, 8465.
- [3] Joo, J.-E.; Lee, K.-Y.; Pham, V.-T.; Tian, Y.-S.; Ham, W.-H. *Org. Lett.* **2007**, *9*, 3627.
- [4] Wang, N.; Chen, B., Ma, S. *Adv. Synth. Catal.* **2014**, *356*, 485.
- [5] Komanduri, V.; Krische, M. J. *J. Am. Chem. Soc.* **2006**, *128*, 16448.

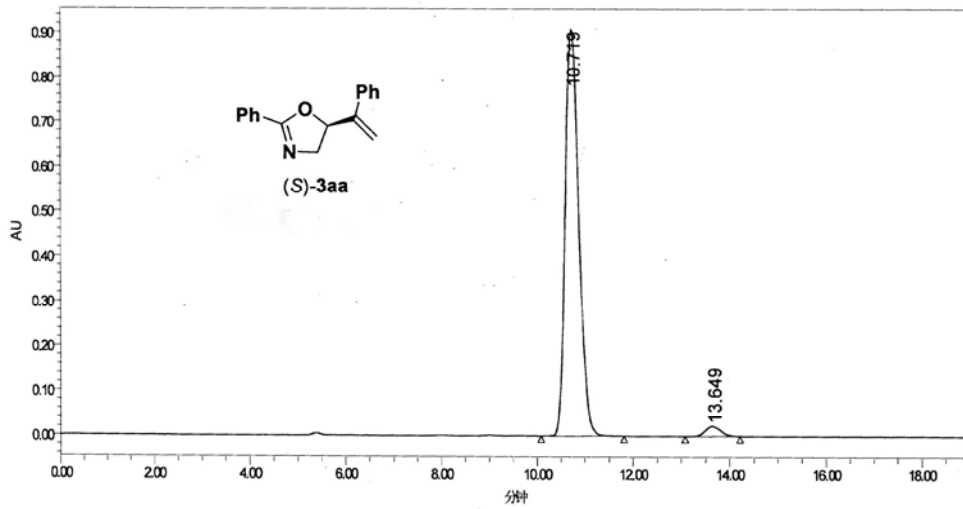


lhw-13-145-C
Dec 10 2015
NA = 512
Solvent = cdcl3
F1 = 100.527557 MHz
F2 = 399.749146 MHz



SAMPLE INFORMATION

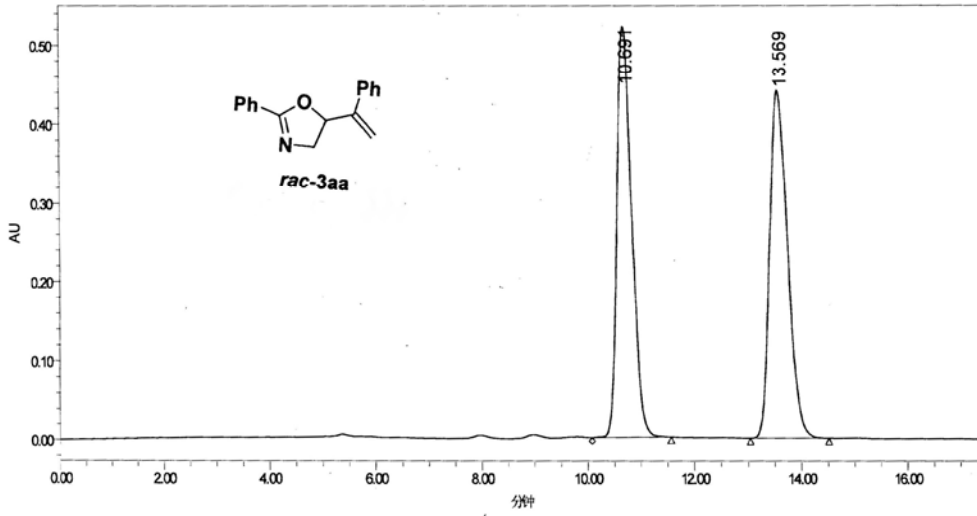
Sample Name:	lhw-13-145-pc-2-90-10-1-214	Acquired By:	Breeze
Sample Type:	未知	Date Acquired:	2016/1/6 17:24:18 CST
Vial:	1	Acq. Method:	zjg90
Injection#:	38	Date Processed:	2016/1/6 17:43:33 CST
Injection Volume:	25.00 μ l	Channel Name:	V0489 ChA
Run Time:	20.00 Minutes	Channel Desc.:	V0489 ChA.214nm
Column Type:		Sample Set Name:	



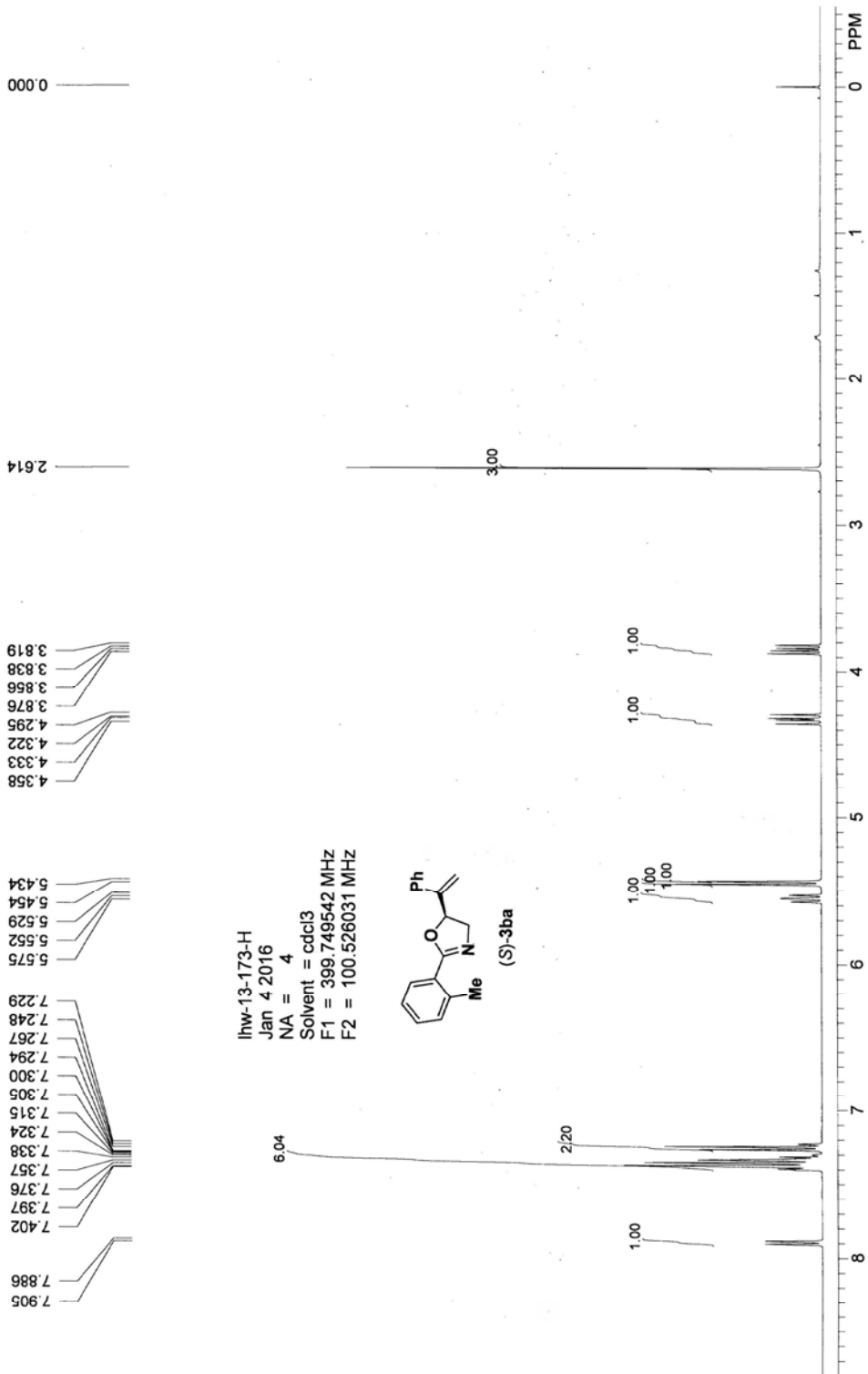
	RT (min)	Area (AUsec)	%Area	Height (AU)	% Height
1	10.719	17756103	97.21	908604	97.58
2	13.649	509236	2.79	22534	2.42

SAMPLE INFORMATION

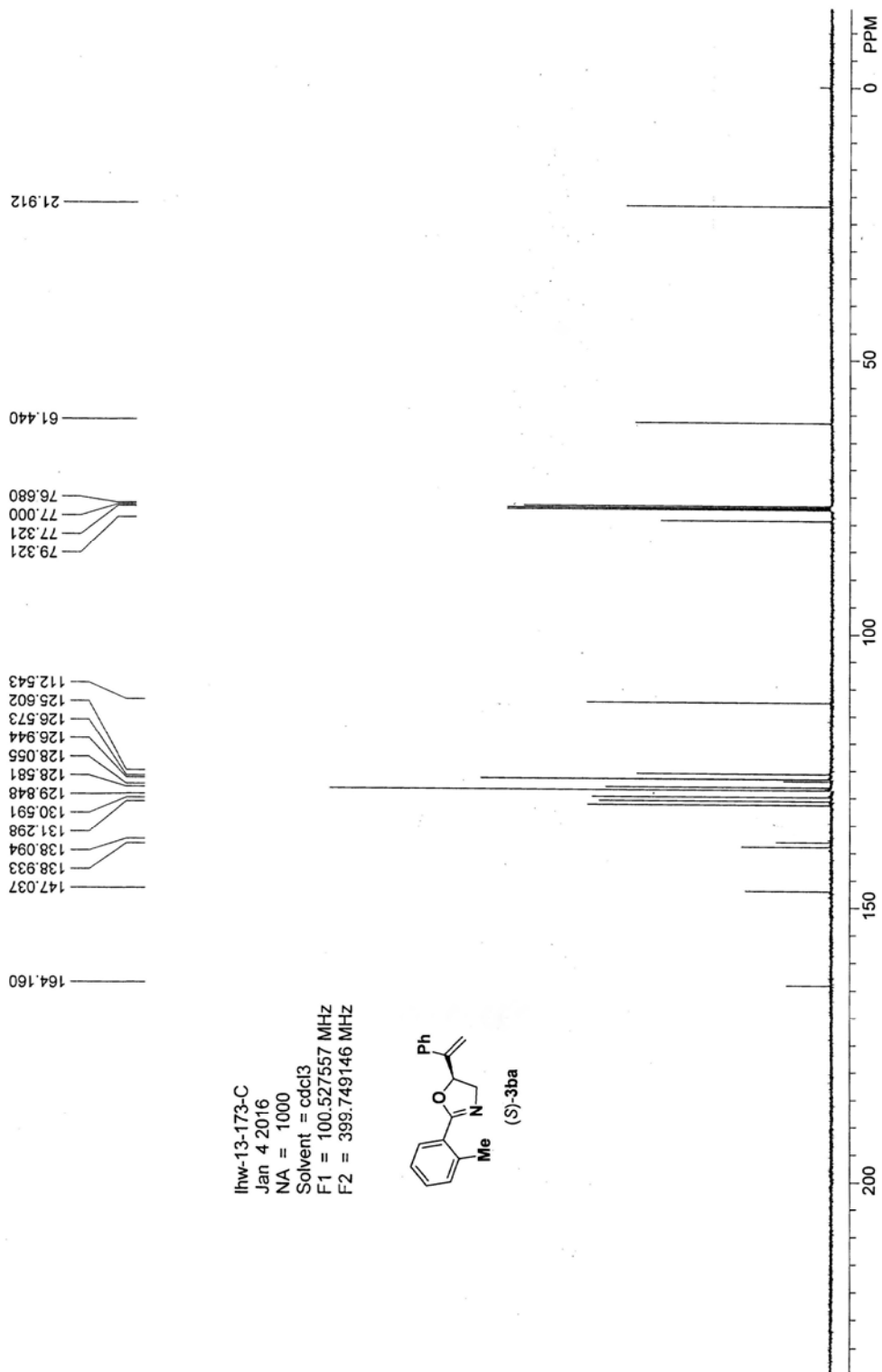
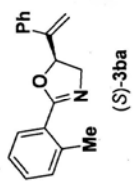
Sample Name:	lnw5-22-pc-290-10-1-214	Acquired By:	Breeze
Sample Type:	未知	Date Acquired:	2016/1/6 16:40:33 CST
Vial:	1	Acq. Method:	zg90
Injection #:	36	Date Processed:	2016/1/6 17:26:59 CST
Injection Volume:	25.00 μ l	Channel Name:	V02489 ChA
Run Time:	40.00 Minutes	Channel Desc.:	V02489 ChA.214mm
Column Type:		Sample Set Name:	



	RT (min)	Area (峰面积)	%Area	Height (峰高)	% Height
1	10.691	10083045	49.56	521297	54.22
2	13.568	10261708	50.44	440237	45.78



lhw-13-173-C
Jan 4 2016
NA = 1000
Solvent = cdcl3
F1 = 100.527557 MHz
F2 = 399.749146 MHz

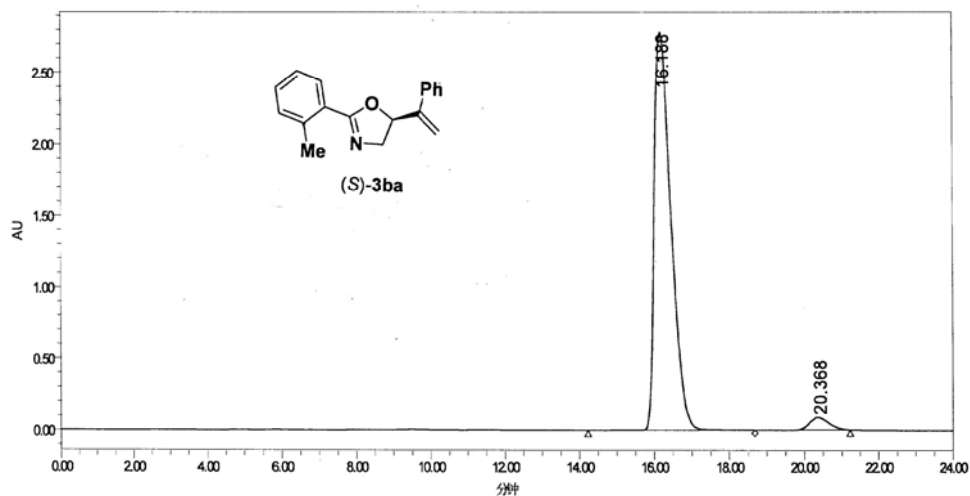


中国科学院上海有机化学研究所
 Project Name: defaults for copy
 Reported by User: Breeze user (Breeze)



SAMPLE INFORMATION

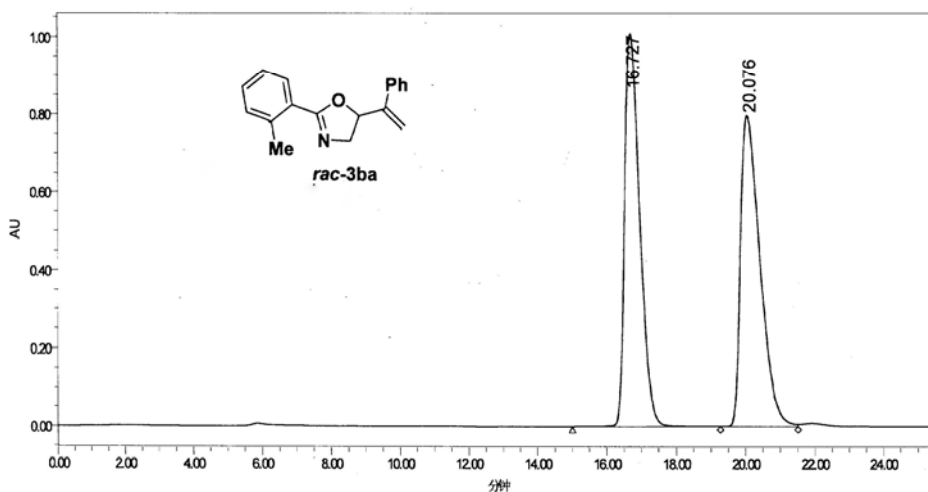
Sample Name:	lhw-13-173-q-h-95-5-1-214	Acquired By:	Breeze
Sample Type:	未知	Date Acquired:	2016/1/5 16:20:55 CST
Vial:	1	Acq. Method:	zgj1001
Injection #:	19	Date Processed:	2016/1/5 16:48:49 CST
Injection Volume:	25.00 μ l	Channel Name:	V2489 ChA
Run Time:	60.00 Minutes	Channel Desc.:	V2489 ChA.230nm
Column Type:		Sample Set Name:	



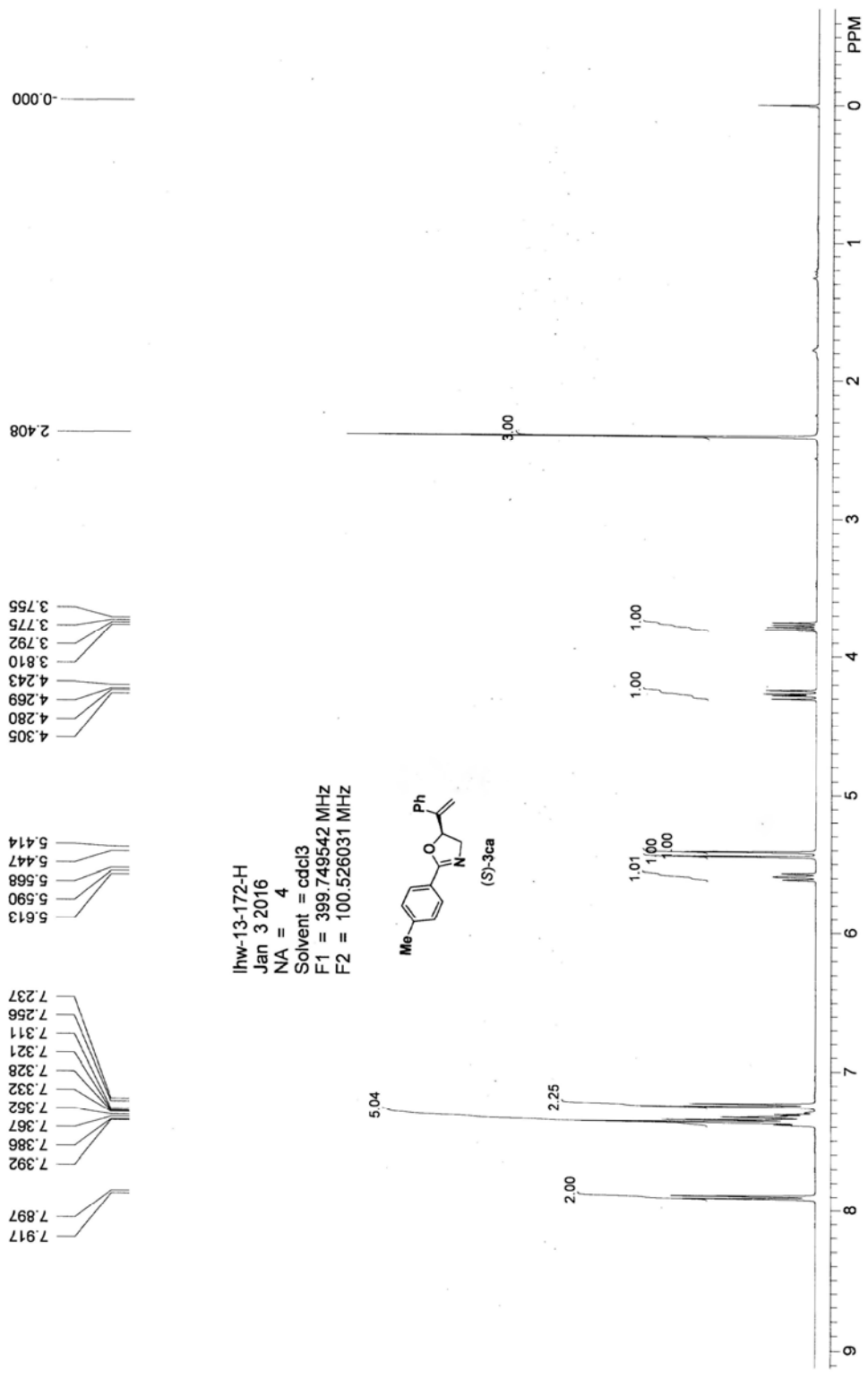
	RT (min)	Area (AU*sec)	%Area	Height (AU)	% Height
1	16.186	86035436	96.43	2783437	96.98
2	20.368	3187393	3.57	86292	3.01

SAMPLE INFORMATION

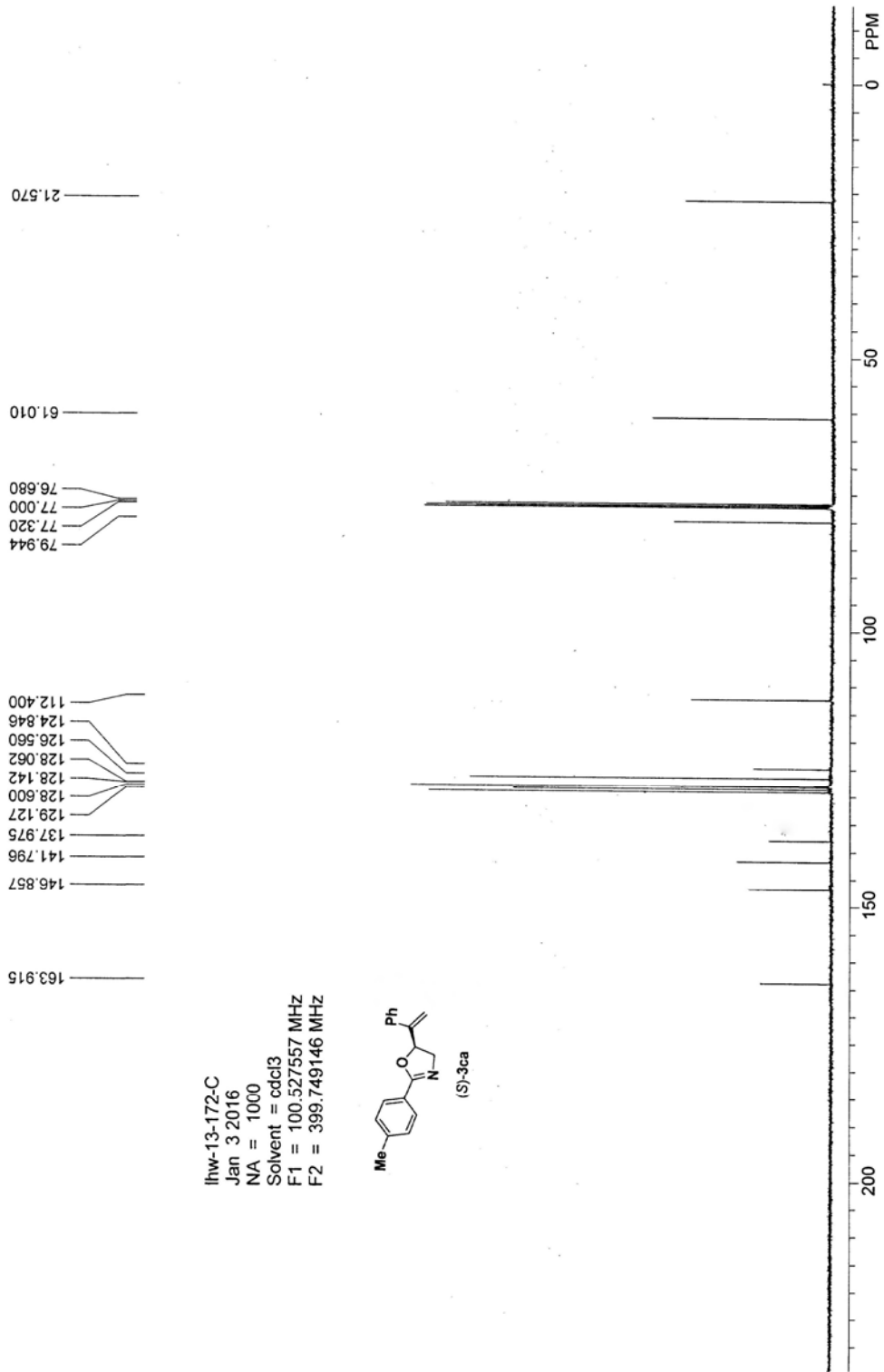
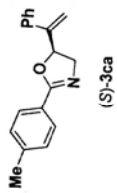
Sample Name:	zy-1-104-q-h-95-5-1-214	Acquired By:	Breeze
Sample Type:	未知	Date Acquired:	2016/1/5 15:30:27 CST
Val:	1	Acq. Method:	zgj001
Injection #:	17	Date Processed:	2016/1/5 16:48:26 CST
Injection Volume:	25.00 μ l	Channel Name:	V02489 ChA
Run Time:	60.00 Minutes	Channel Desc.:	V02489 ChA.230nm
Column Type:		Sample Set Name:	



	RT (min)	Area (AU*sec)	%Area	Height (AU)	%Height
1	16.727	30609920	49.53	1009279	55.86
2	20.076	31186946	50.47	797440	44.14



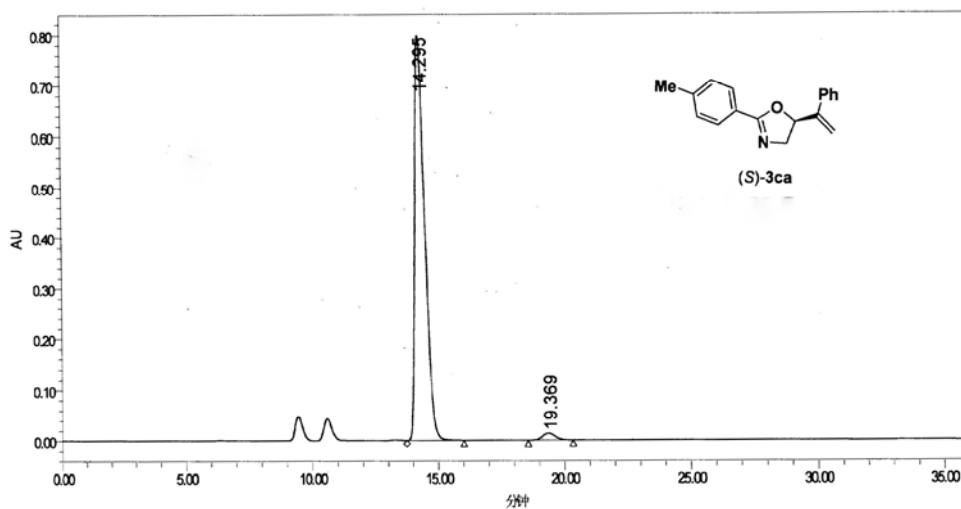
lhv-13-172-C
Jan 3 2016
NA = 1000
Solvent = cdcl3
F1 = 100.527557 MHz
F2 = 399.749146 MHz



中国科学院上海有机化学研究所
 Project Name: defaults for copy
 Reported by User: Breeze user (Breeze)



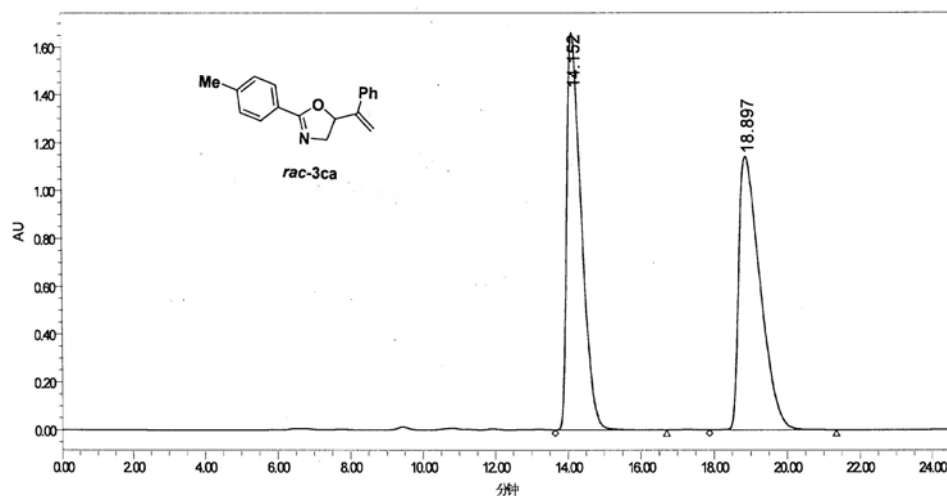
SAMPLE INFORMATION			
Sample Name:	lhw-13-172-oz-h-955-1-214	Acquired By:	Breeze
Sample Type:	未知	Date Acquired:	2016/1/6 11:20:52 CST
Val:	1	Acq. Method:	zgj95
Injection #:	25	Date Processed:	2016/1/6 17:25:40 CST
Injection Volume:	25.00 μ l	Channel Name:	V02489 ChA
Run Time:	50.00 Minutes	Channel Desc.:	V02489 ChA.230nm
Column Type:		Sample Set Name:	



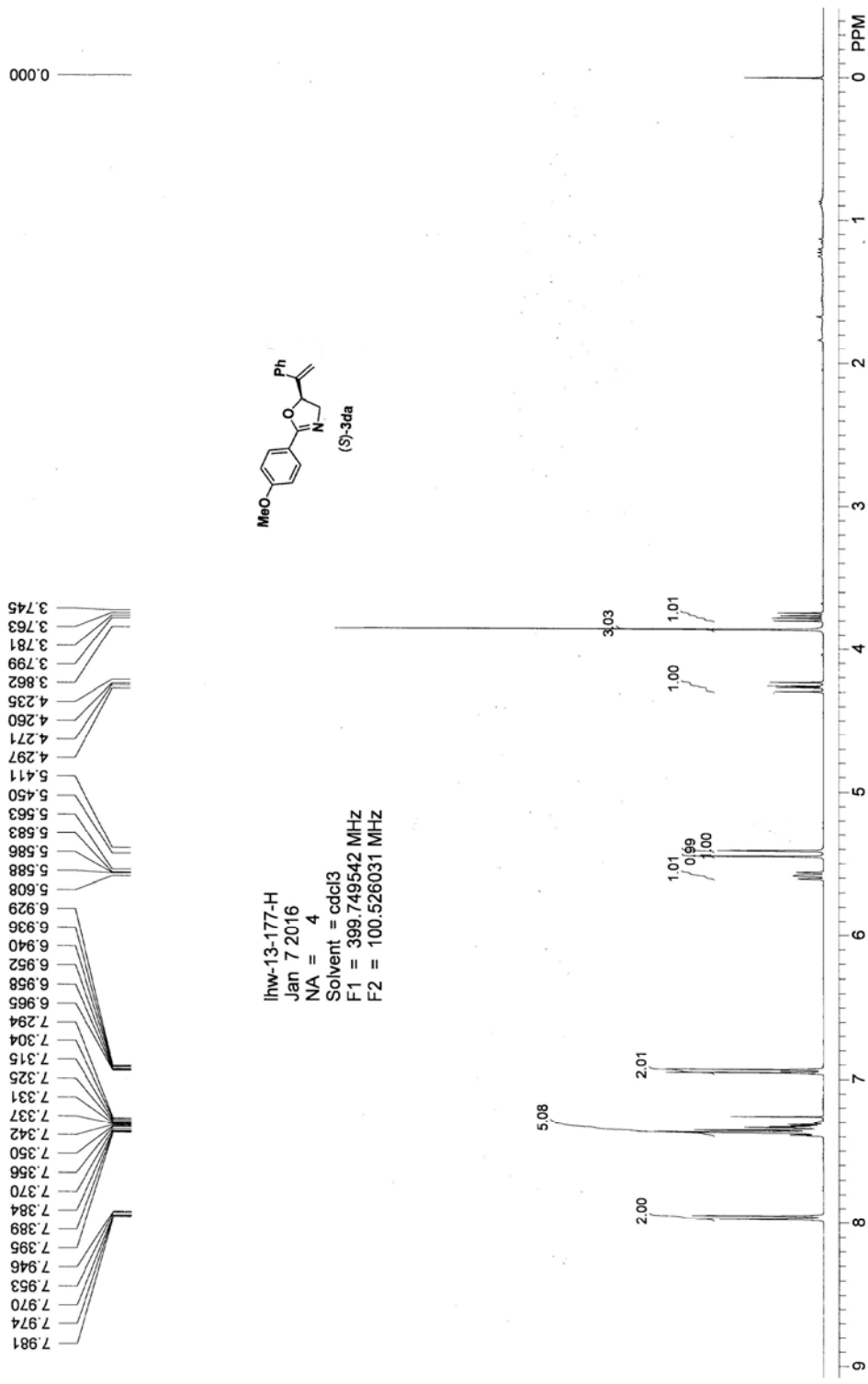
	RT (min)	Area (峰sec)	%Area	Height (峰)	% Height
1	14.236	21577312	97.81	798153	98.30
2	19.369	483841	2.19	13822	1.70

SAMPLE INFORMATION

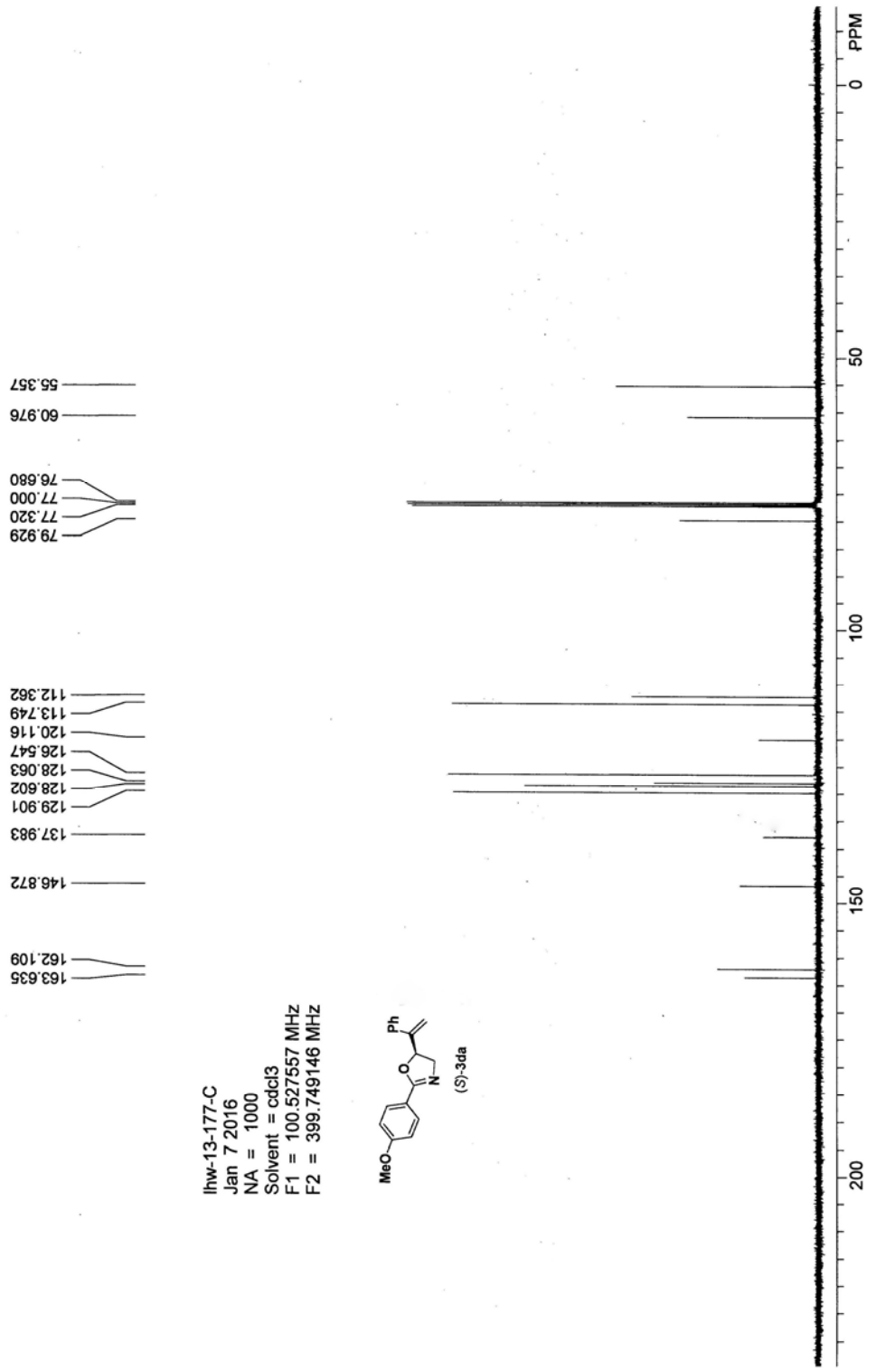
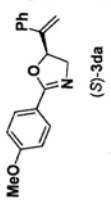
Sample Name:	zy-1-66-az-h-95-5-1-214	Acquired By:	Breeze
Sample Type:	未知	Date Acquired:	2016/1/6 12:21:24 CST
Vial:	1	Acq. Method:	zgj95
Injection #:	27	Date Processed:	2016/1/6 17:25:52 CST
Injection Volume:	25.00 uL	Channel Name:	V2489 ChA
Run Time:	25.00 Minutes	Channel Desc.:	V2489 ChA.230mm
Column Type:		Sample Set Name:	



	RT (min)	Area (峰面积)	%Area	Hight (峰高)	% Hight
1	14.152	46434299	50.24	1658968	59.25
2	18.897	45996140	49.76	1141151	40.75



lhw-13-177-C
Jan 7 2016
NA = 1000
Solvent = cdcl3
F1 = 100.527557 MHz
F2 = 399.749146 MHz



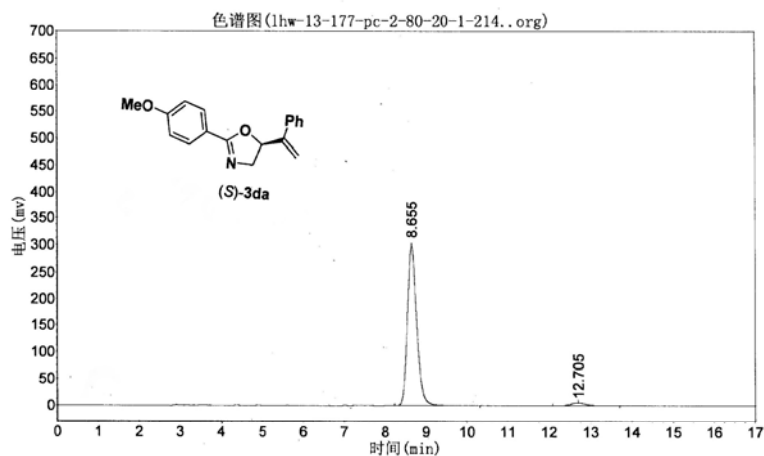
lhw-13-177-pc-2-80-20-1-214

实验时间: 2016-01-15, 15:24:28

报告时间: 2016-01-15, 17:19:40

谱图文件: d:\zhuguangji\lh\20160115\lh-13-177-pc-2-80-20-1-214..org

实验内容简介:



分析结果表

峰号	峰名	保留时间	峰高	峰面积	含量
1		8.655	297314.844	4836326.000	96.9540
2		12.705	5774.260	151940.859	3.0460
总计			303089.104	4988266.859	100.0000

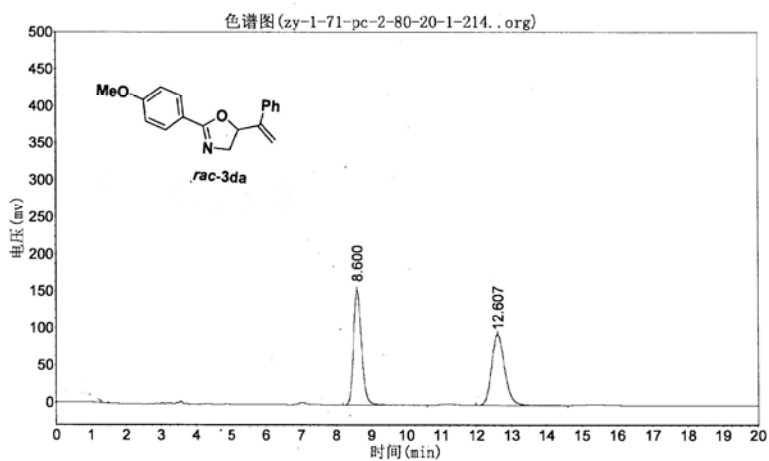
zy-1-71-pc-2-80-20-1-214

实验时间: 2016-01-15, 14:22:16

报告时间: 2016-01-15, 17:18:42

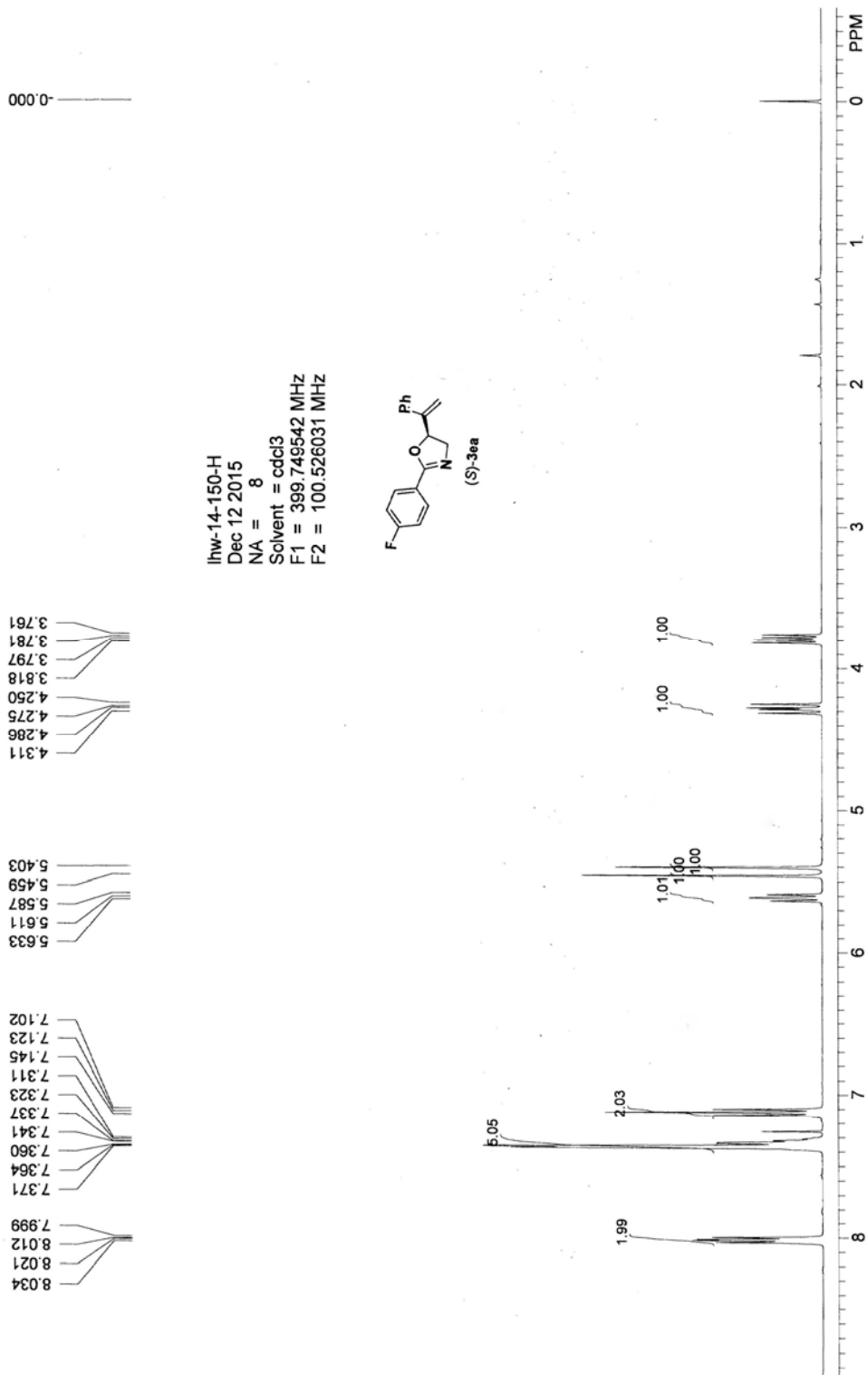
谱图文件: d:\zhuguangjiong\lhw\20160115\zy-1-71-pc-2-80-20-1-214.org

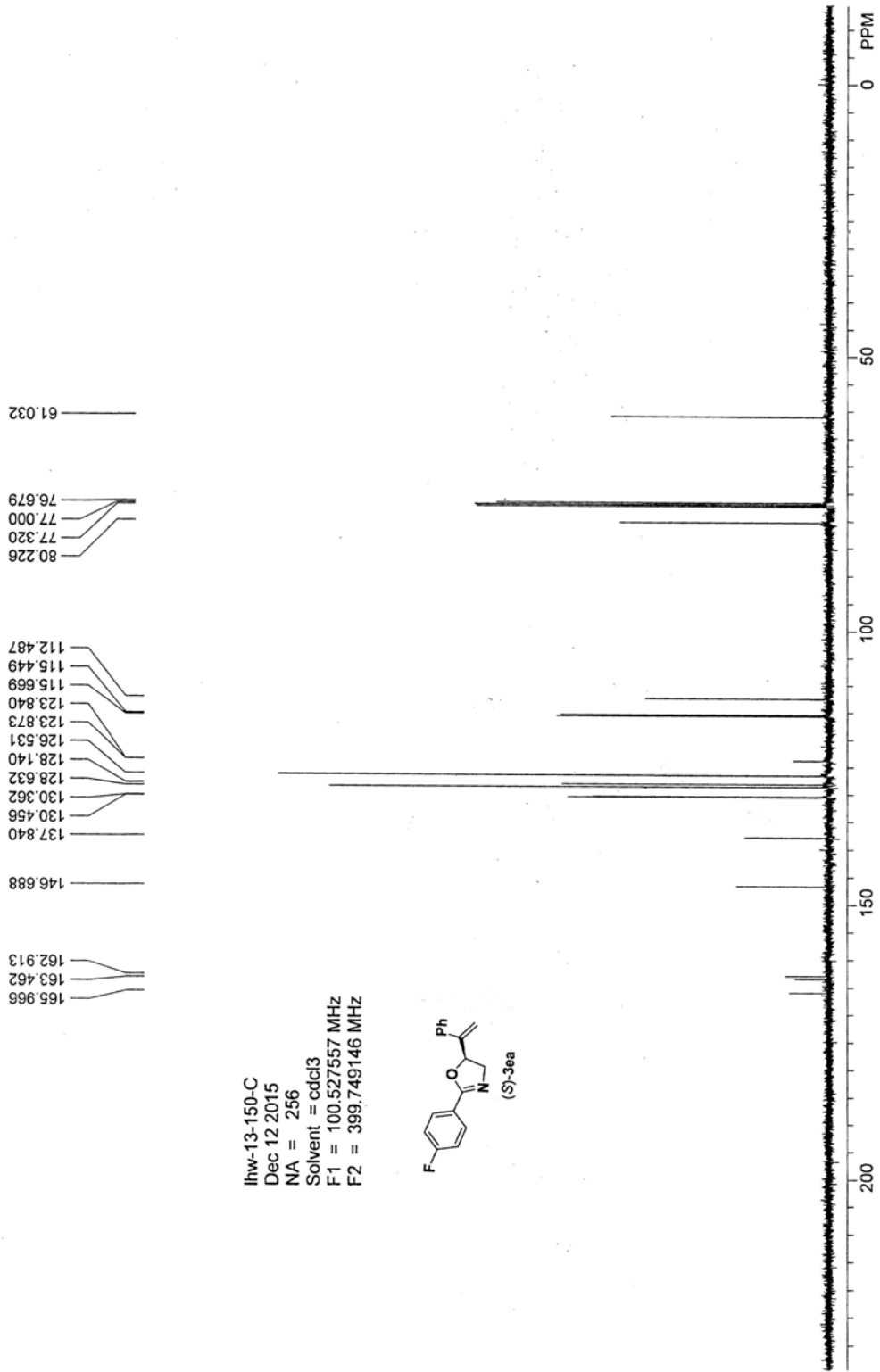
实验内容简介:



分析结果表

峰号	峰名	保留时间	峰高	峰面积	含量
1		8.600	154558.594	2484280.250	50.1006
2		12.607	94957.328	2474304.750	49.8994
总计			249515.922	4958585.000	100.0000

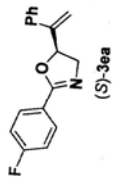




108.526

0.000

lhw-13-150-F
Jul 22 2016
NA = 64
Solvent = cdcl3
F1 = 376.118622 MHz
F2 = 100.526031 MHz



PPM

-150

-100

-50

0

50

中国科学院上海有机化学研究所

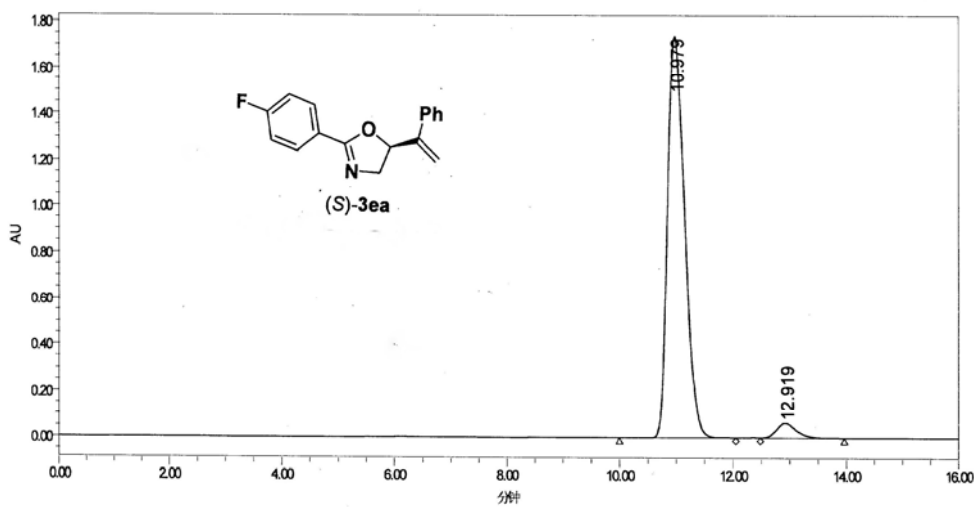
Project Name: defaults for copy

Reported by User: Breeze user (Breeze)

Breeze 2
HPLC System

SAMPLE INFORMATION

Sample Name:	lhw-13-150-oz-h-95-5-1-214	Acquired By:	Breeze
Sample Type:	未知	Date Acquired:	2015/12/24 15:39:21 CST
Vial:	1	Acq. Method:	zg95
Injection #:	50	Date Processed:	2015/12/24 17:08:20 CST
Injection Volume:	25.00 μ l	Channel Name:	V2489 ChA
Run Time:	20.00 Minutes	Channel Desc.:	V2489 ChA.230mm
Column Type:		Sample Set Name:	



RT (min)	Area (AU*sec)	%Area	Hight (AU)	% Hight
1 10.979	35400532	95.80	1738964	95.42
2 12.919	1594668	4.20	64625	3.58

Report Method: Individual Report ASC

Page: 1 (共计 1)

Printed 2015/12/24

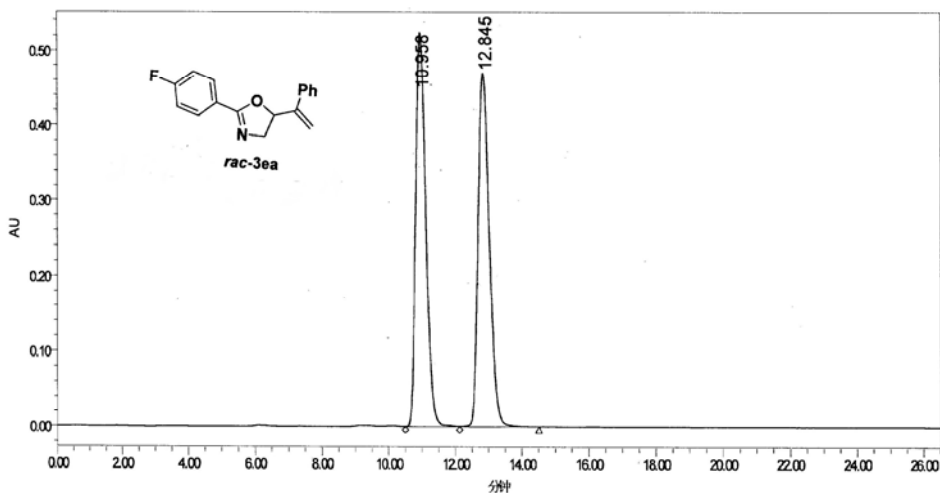
17:23:17 PRC

中国科学院上海有机化学研究所
 Project Name: defaults for copy
 Reported by User: Breeze User (Breeze)

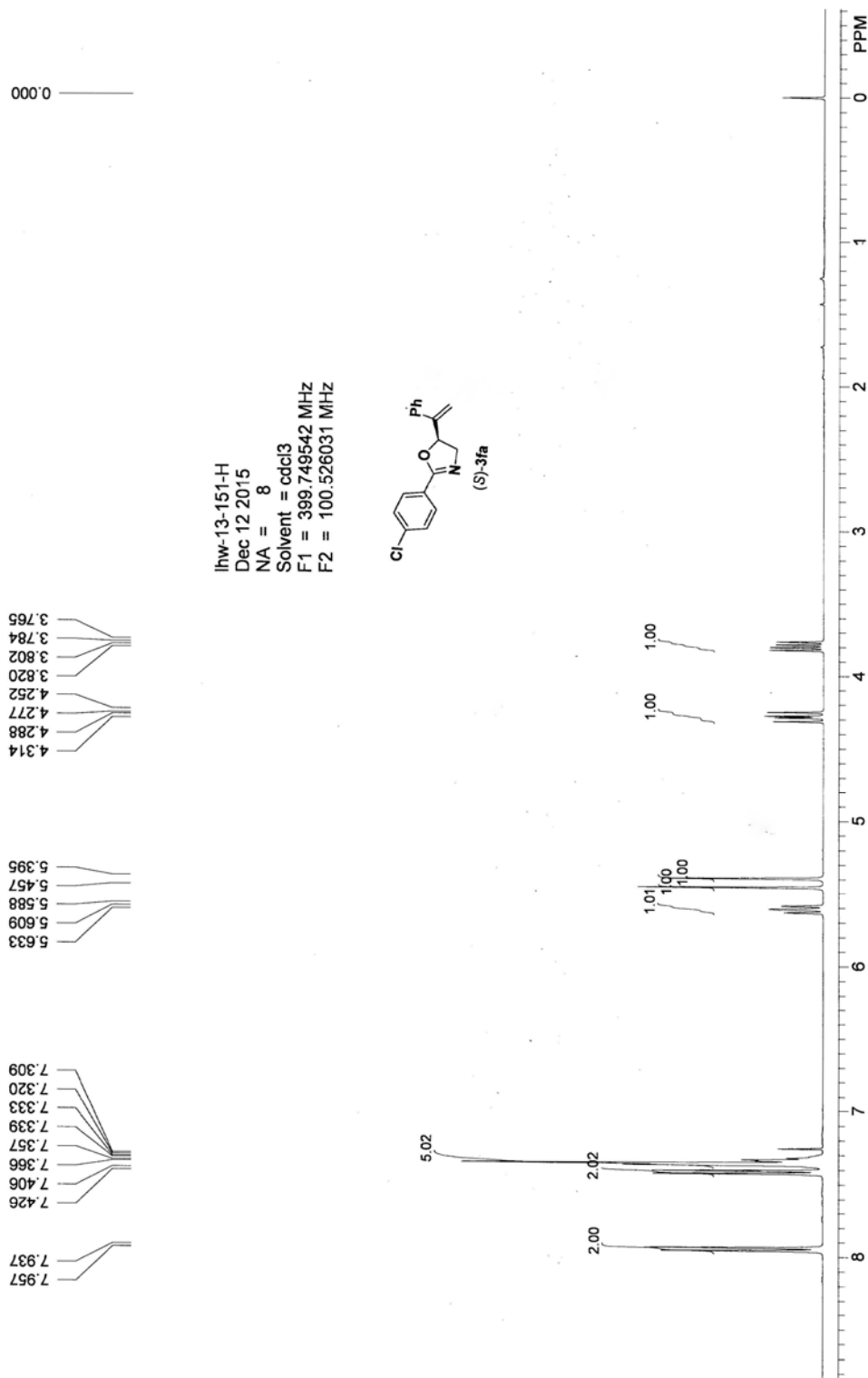


SAMPLE INFORMATION

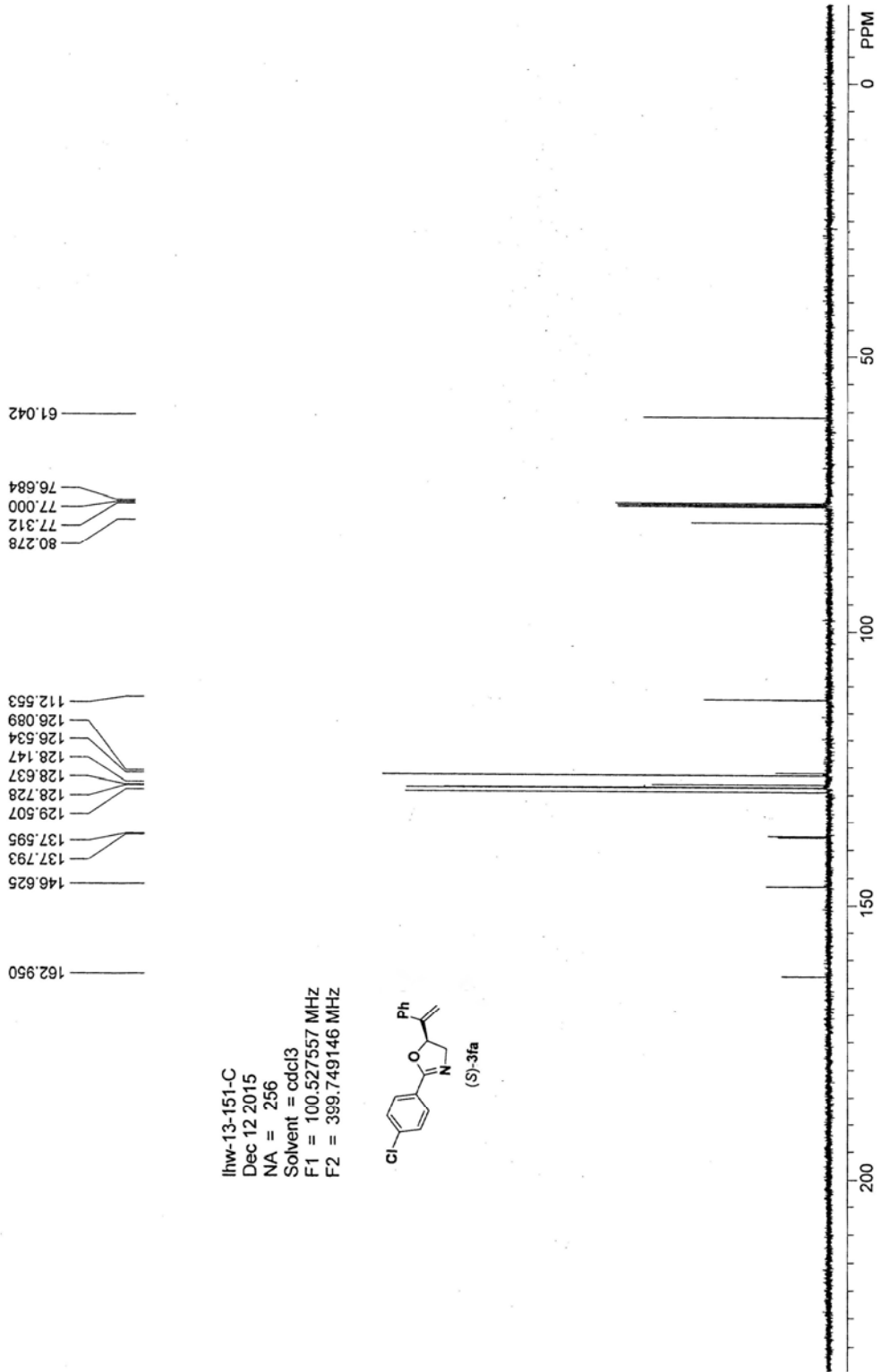
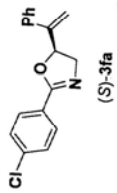
Sample Name	zy-193-oz-h-95-5-1-214	Acquired By:	Breeze
Sample Type	未知	Date Acquired	2015/12/24 14:49:08 CST
Val:	1	Acq. Method	zg95
Injection #	48	Date Processed	2015/12/24 17:07:59 CST
Injection Volume	25.00 μ l	Channel Name	V2489 ChA
Run Time	60.00 Minutes	Channel Desc.:	V2489 ChA.230mm
Column Type		Sample Set Name	



RT (min)	Area (AU*sec)	%Area	Height (AU)	% Height
10.958	10997170	50.01	525027	52.75
12.845	10993716	49.99	470226	47.25

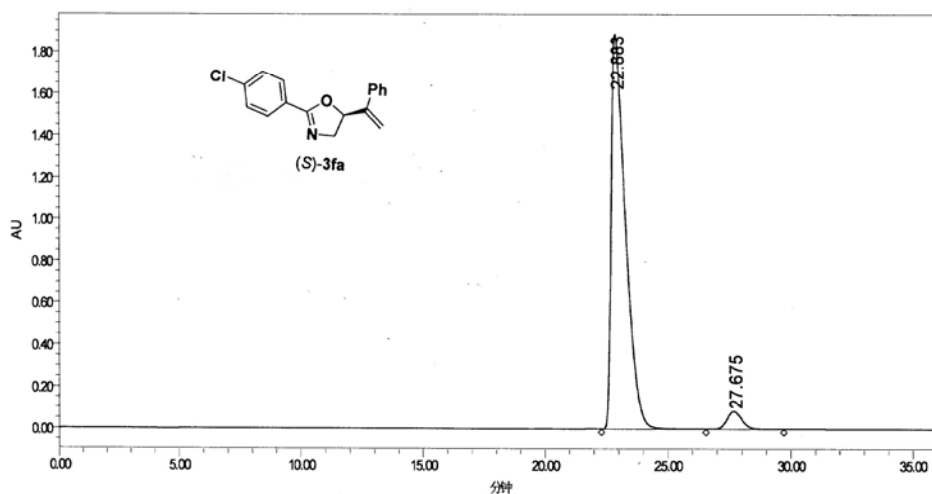


lhv-13-151-C
Dec 12 2015
NA = 256
Solvent = cdcl3
F1 = 100.527557 MHz
F2 = 399.749146 MHz



SAMPLE INFORMATION

Sample Name:	lhw-13-151-g-h-100-1-1-214	Acquired By:	Breeze
Sample Type:	未知	Date Acquired:	2015/12/22 18:54:08 CST
Vial:	1	Acq. Method:	zg1001
Injection #:	24	Date Processed:	2015/12/23 16:46:01 CST
Injection Volume:	25.00 ul	Channel Name:	V2489 ChA
Run Time:	60.00 Minutes	Channel Desc.:	V2489 ChA 230nm
Column Type:		Sample Set Name:	



	RT (min)	Area (峰面积)	%Area	Height (峰高)	% Height
1	22.883	75591829	95.50	1885580	95.73
2	27.675	3665416	4.50	84090	4.27

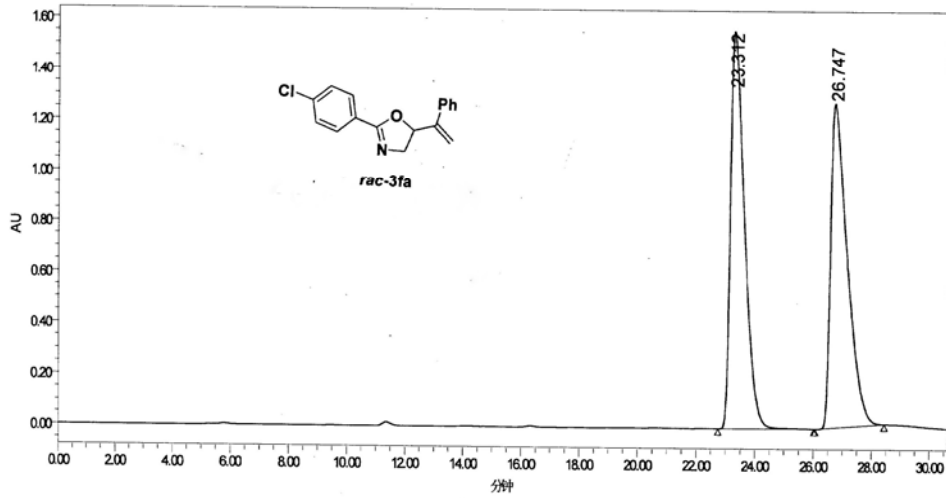
中国科学院上海有机化学研究所

Project Name: defaults for copy
Reported by User: Breeze user (Breeze)

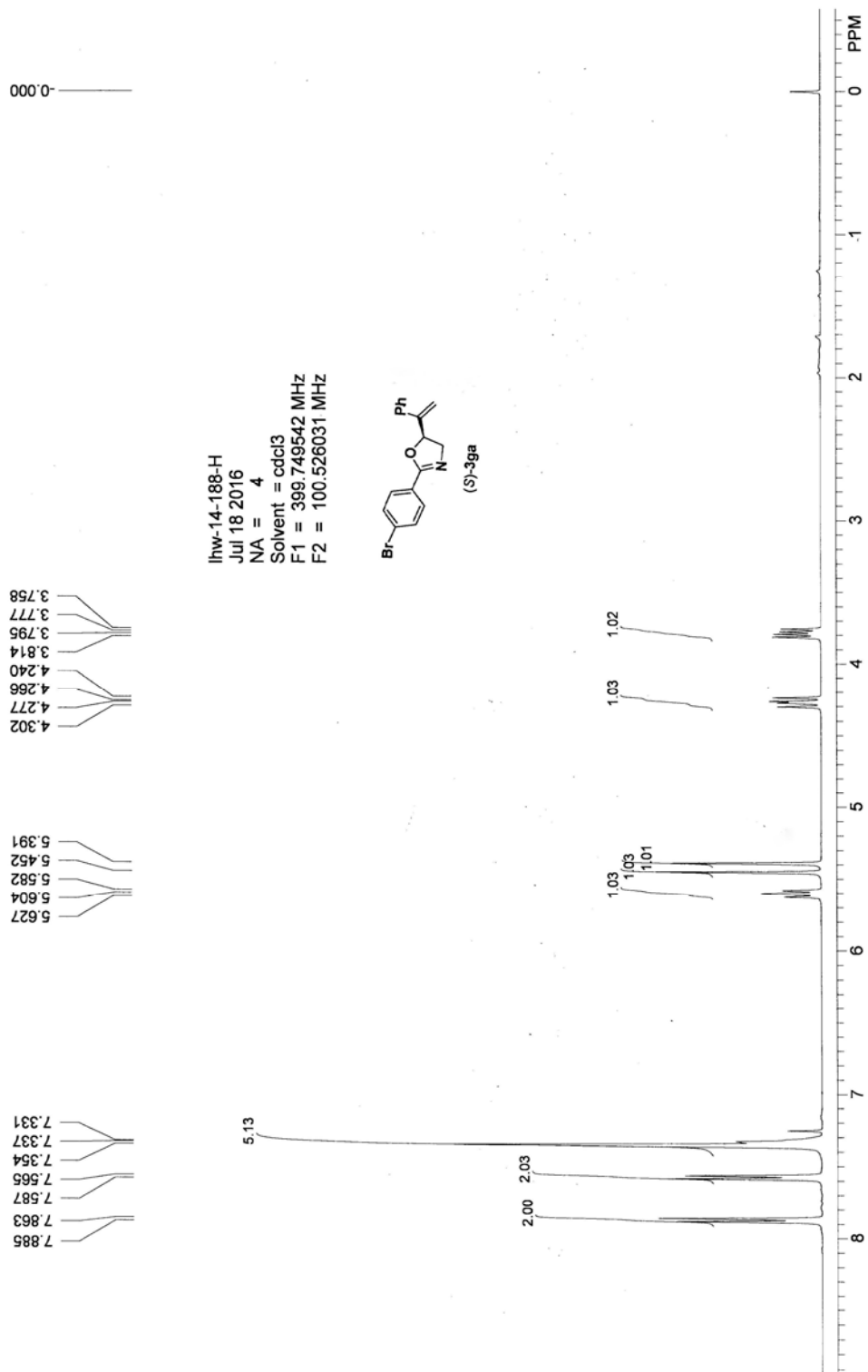
Breeze 2
HPLC System

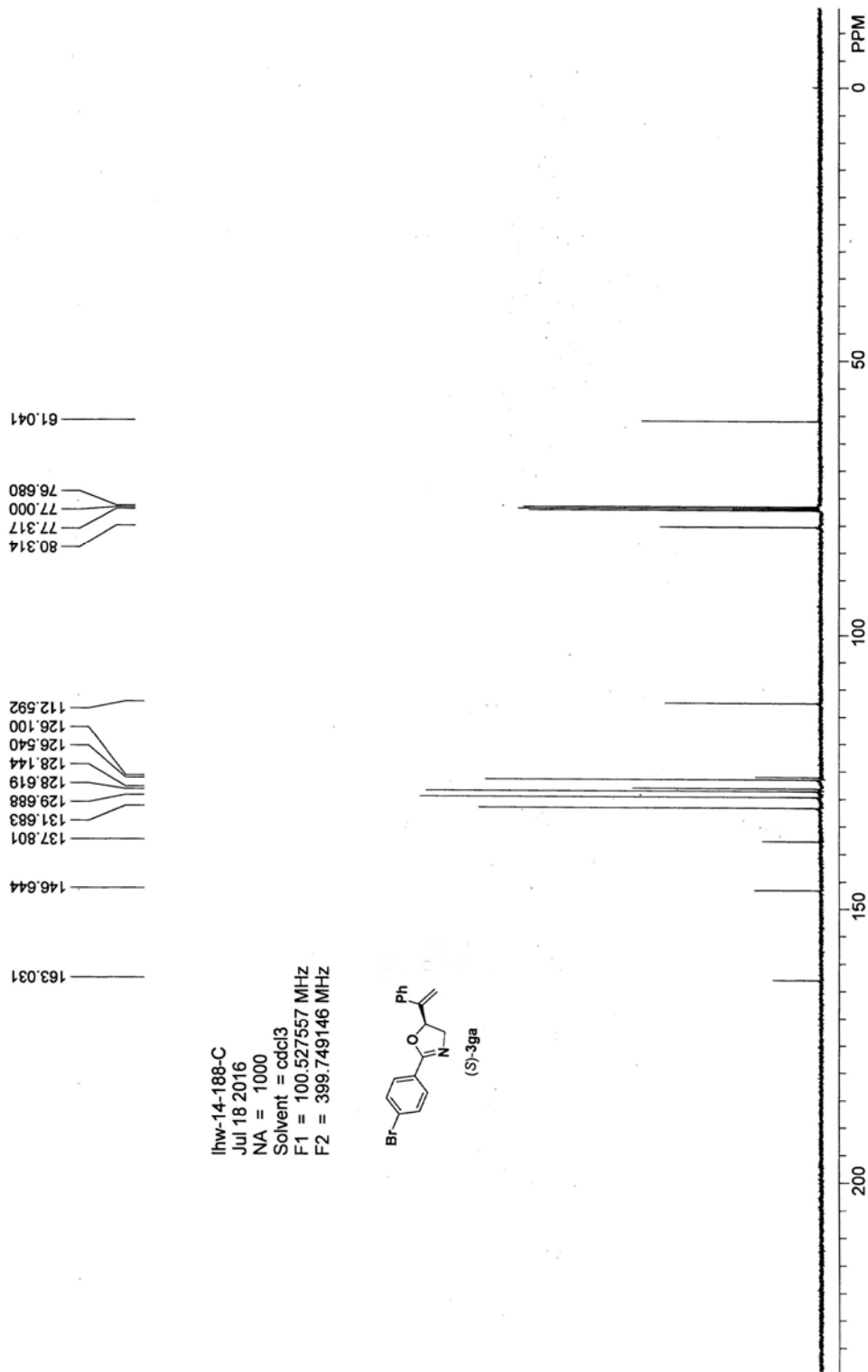
SAMPLE INFORMATION

Sample Name:	zy-168-q-h-100-1-1-214	Acquired By:	Breeze
Sample Type:	未知	Date Acquired:	2015/12/22 17:46:54 CST
Vial:	1	Acq. Method:	zg1001
Injection#:	22	Date Processed:	2015/12/23 16:45:45 CST
Injection Volume:	25.00 μ l	Channel Name:	V02489 ChA
Run Time:	60.00 Minutes	Channel Desc.:	V02489 ChA.230mm
Column Type:		Sample Set Name:	

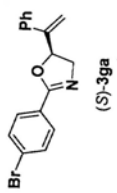


	RT (min)	Area (峰面积)	%Area	Height (峰高)	% Height
1	23.312	51322481	50.37	1559657	55.12
2	26.747	50558400	49.63	1270084	44.88





lhv-14-188-C
Jul 18 2016
NA = 1000
Solvent = cdcl3
F1 = 100.527557 MHz
F2 = 399.749146 MHz

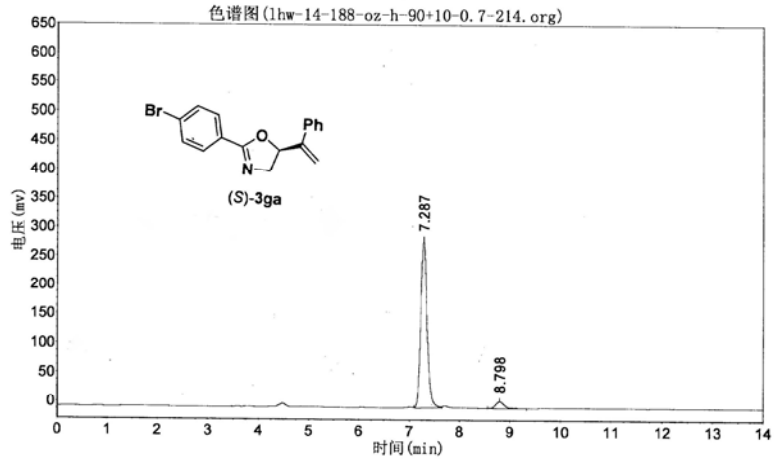


1hw-14-188

实验时间: 2016-07-12, 9:11:19
谱图文件: F:\slf\luohongwen\2016-07-12\1hw-14-188\新建文件夹\1hw-14-188-oz-h-90+10-0.7-214.org

报告时间: 2016-07-12, 9:12:10

实验内容简介:
OZ-H 95:5
214nm 0.7ml/min



分析结果表

峰号	峰名	保留时间	峰高	峰面积	含量
1		7.287	287831.219	2504232.500	95.2328
2		8.798	11601.377	125358.133	4.7672
总计			299432.596	2629590.633	100.0000

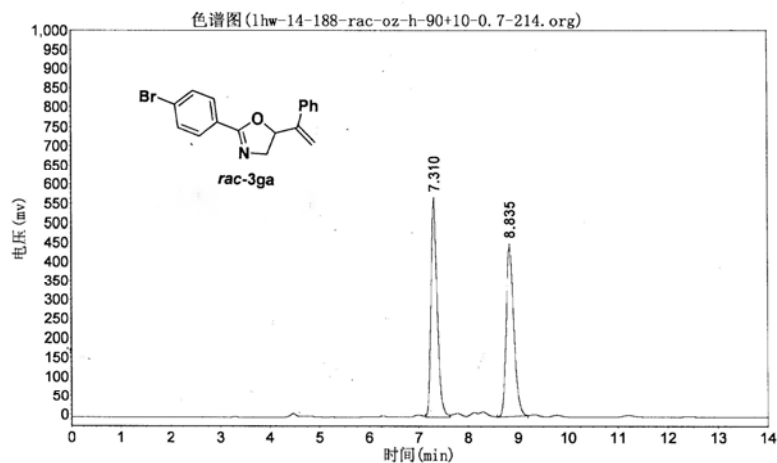
lhw-14-188-rac

实验时间: 2016-07-12, 8:45:05

报告时间: 2016-07-12, 8:47:53

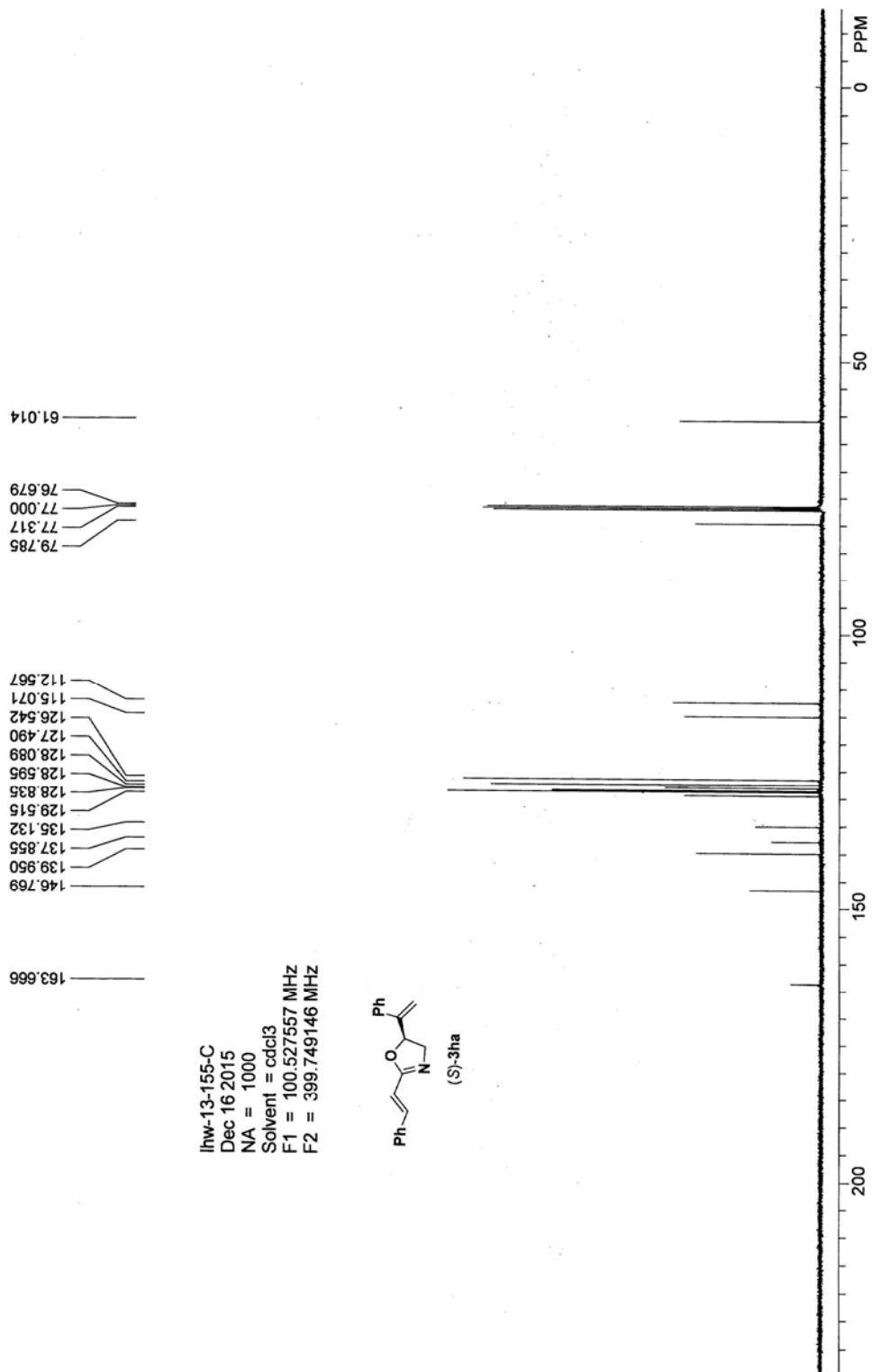
谱图文件: F:\sif\luohongwen\2016-07-12\lhw-14-188-rac\lhw-14-188-rac-oz-h-90+10-0.7-214.org

实验内容简介:
OZ-H 95:5
214nm 0.7ml/min



分析结果表

峰号	峰名	保留时间	峰高	峰面积	含量
1		7.310	564145.375	4919305.000	50.2941
2		8.835	441946.781	4861768.000	49.7059
总计			1006092.156	9781073.000	100.0000

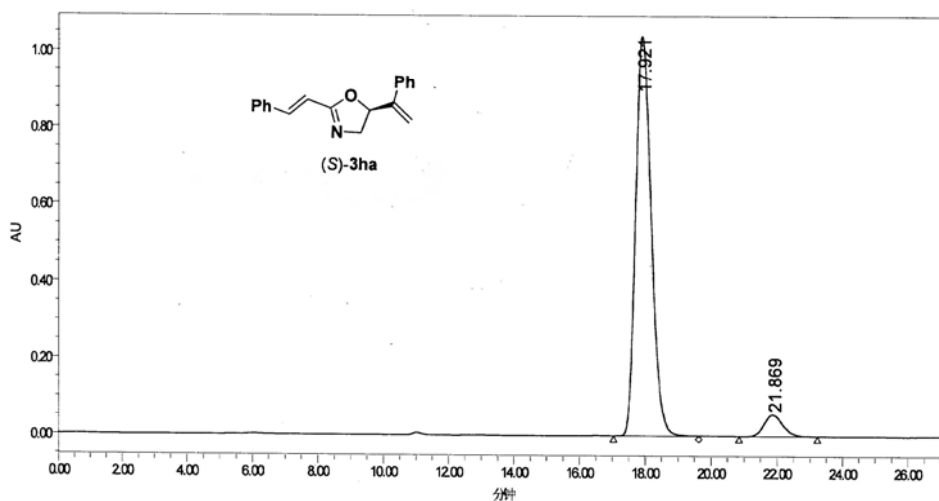


中国科学院上海有机化学研究所
 Project Name: defaults for copy
 Reported by User: Breeze user (Breeze)



SAMPLE INFORMATION

Sample Name:	lhw-13-155-az-h95-5-1-214	Acquired By:	Breeze
Sample Type:	未知	Date Acquired:	2015/12/24 16:28:23 CST
Vial:	1	Acq. Method:	zg95
Injection#:	52	Date Processed:	2015/12/24 17:09:16 CST
Injection Volume:	25.00 μ l	Channel Name:	W2489 ChA
Run Time:	30.00 Minutes	Channel Desc.:	W2489 ChA.230nm
Column Type:		Sample Set Name:	



	RT (min)	Area (峰面积)	%Area	Hight (峰高)	% Hight
1	17.921	34097210	93.84	1040529	94.8%
2	21.869	2239799	6.16	55333	5.14

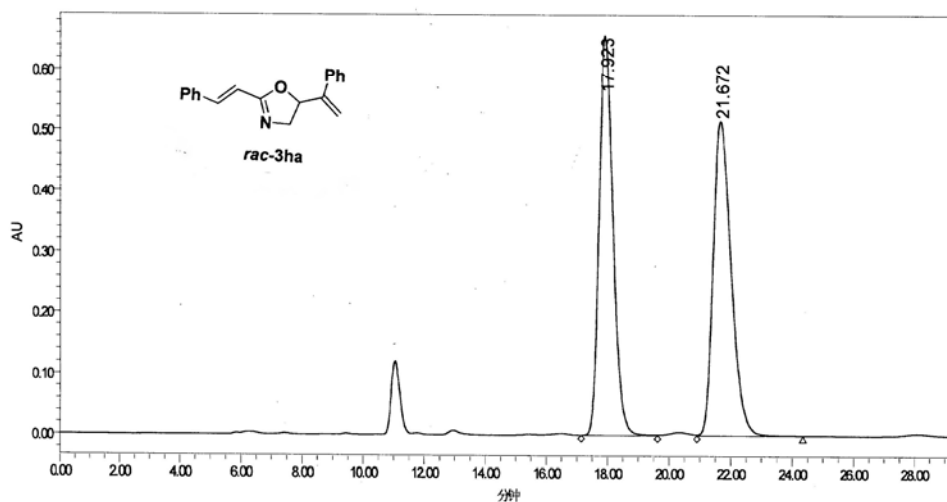
中国科学院上海有机化学研究所

Project Name: defaults for copy
Reported by User: Breeze user (Breeze)

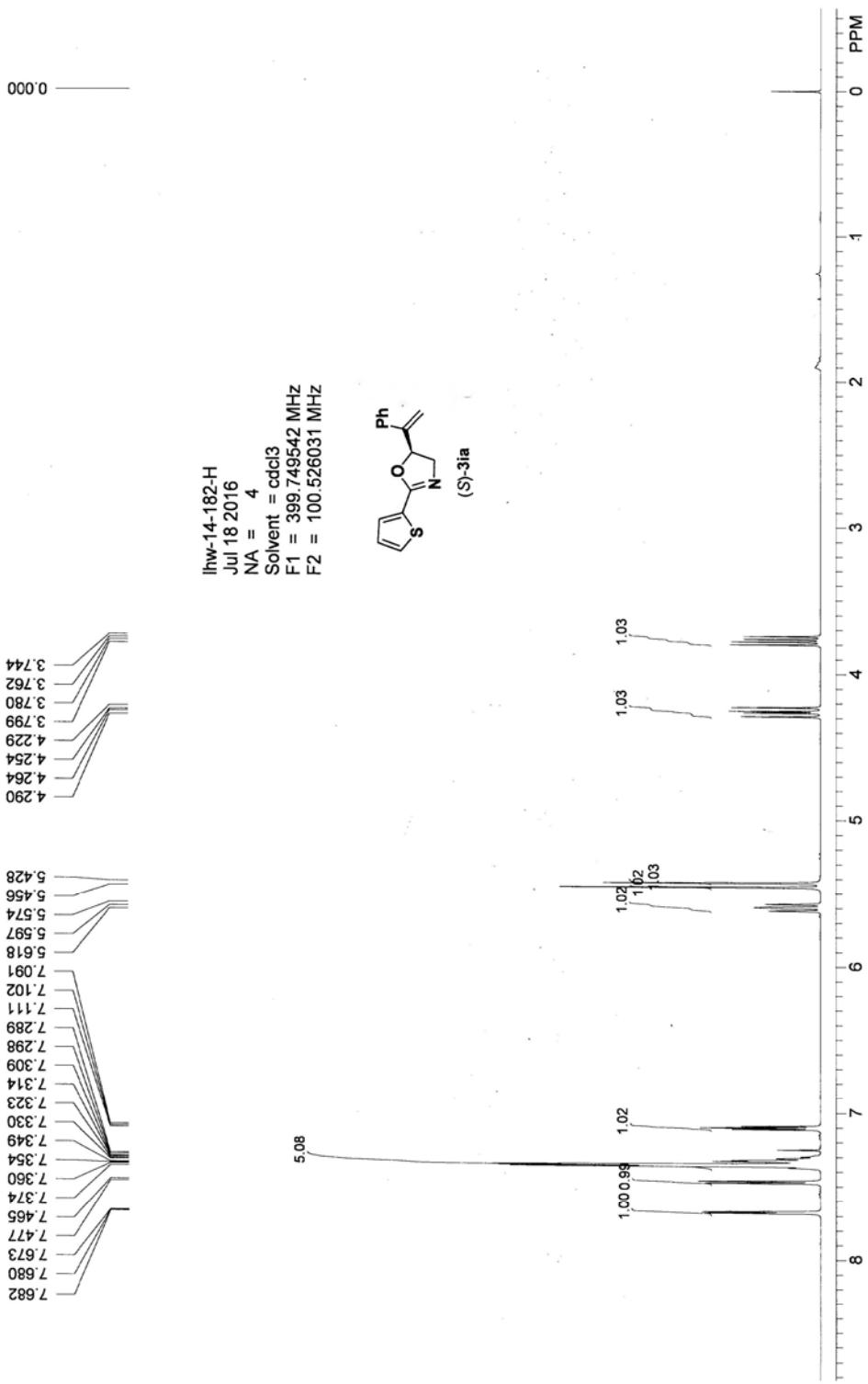


SAMPLE INFORMATION

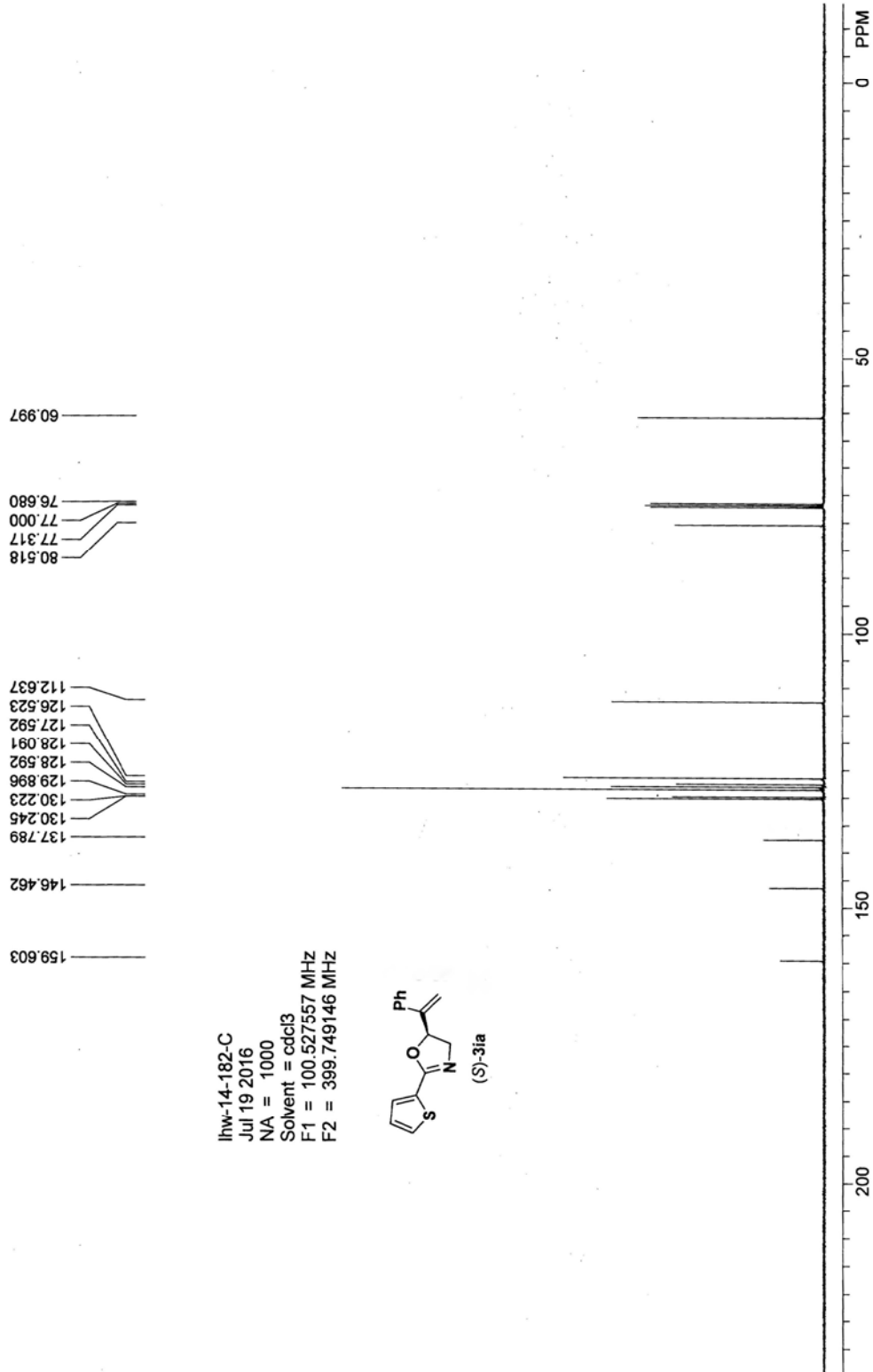
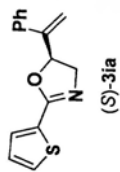
Sample Name:	zy-197-az-h95-5-1-214	Acquired By:	Breeze
Sample Type:	未知	Date Acquired:	2015/12/24 15:58:41 CST
Val:	1	Acq. Method:	zg95
Injection#:	51	Date Processed:	2015/12/24 17:08:44 CST
Injection Volume:	25.00 μ l	Channel Name:	VI2489 ChA
Run Time:	60.00 Minutes	Channel Desc.:	VI2489 ChA.230mm
Column Type:		Sample Set Name:	



	RT (min)	Area (峰sec)	%Area	Height (峰)	% Height
1	17.923	20870784	49.88	657395	56.02
2	21.672	20969029	50.12	516141	43.98



lhv-14-182-C
Jul 19 2016
NA = 1000
Solvent = cdcl3
F1 = 100.527557 MHz
F2 = 399.749146 MHz



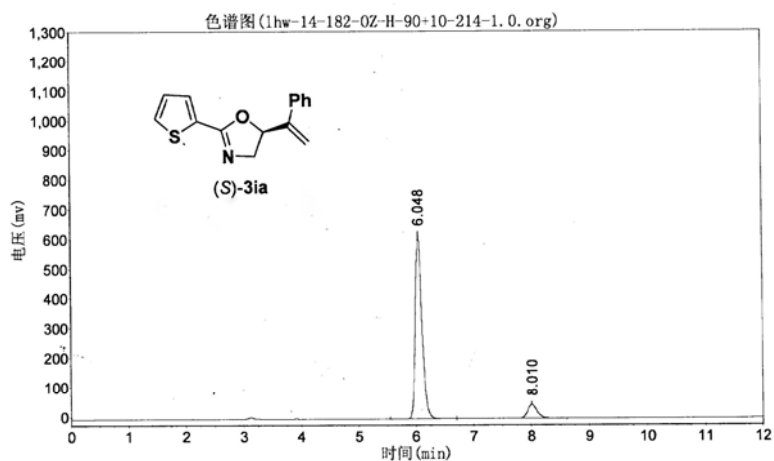
1hw-14-182

实验时间: 2016-07-15, 15:36:01

报告时间: 2016-07-15, 15:49:30

谱图文件: F:\slf\luohongwen\2016-07-15\1hw-14-182\1hw-14-182-OZ-H-90+10-214-1.0.org

实验内容简介:
OZ-H 90:10
214nm 1.0ml/min



分析结果表

峰号	峰名	保留时间	峰高	峰面积	含量
1		6.048	621283.375	4959325.500	90.6139
2		8.010	45734.953	513706.281	9.3861
总计			667018.328	5473031.781	100.0000

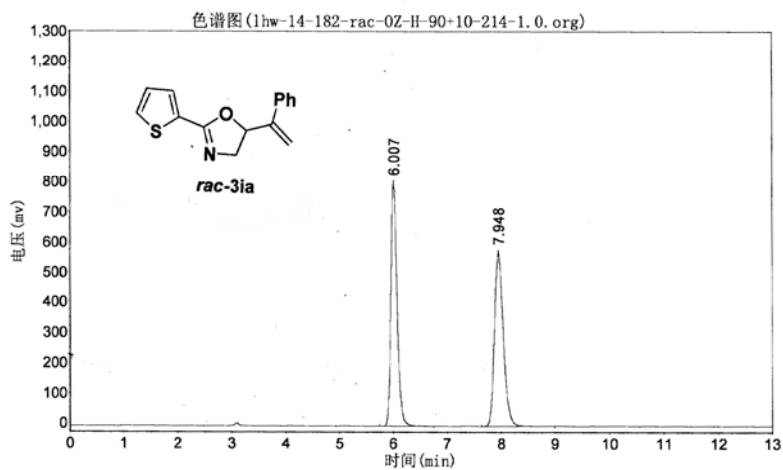
1hw-14-182-rac

实验时间: 2016-07-15, 15:28:30

报告时间: 2016-07-15, 15:26:07

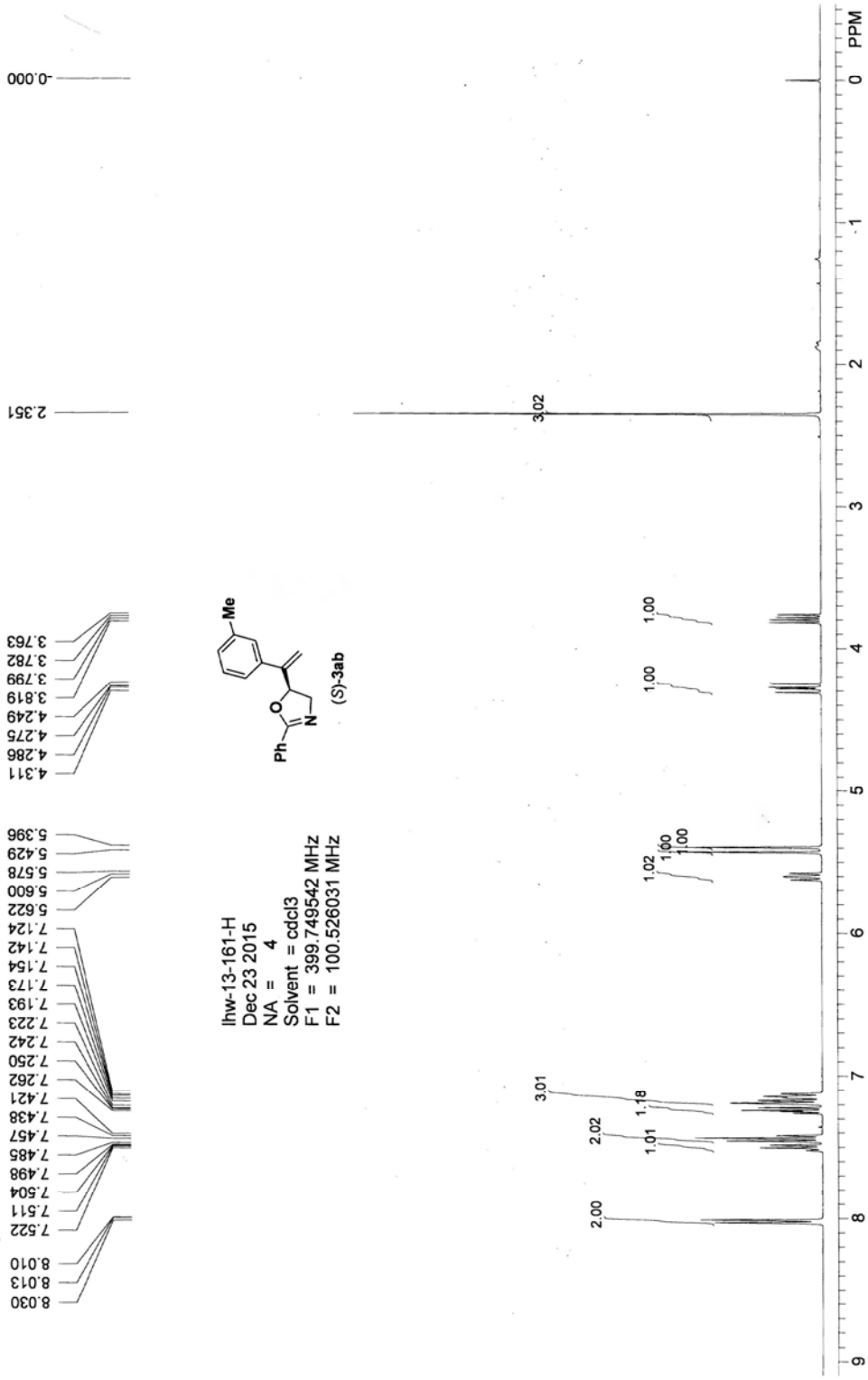
谱图文件: F:\s1f\luohongwen\2016-07-15\1hw-14-182-rac\1hw-14-182-rac-OZ-H-90+10-214-1.0.org

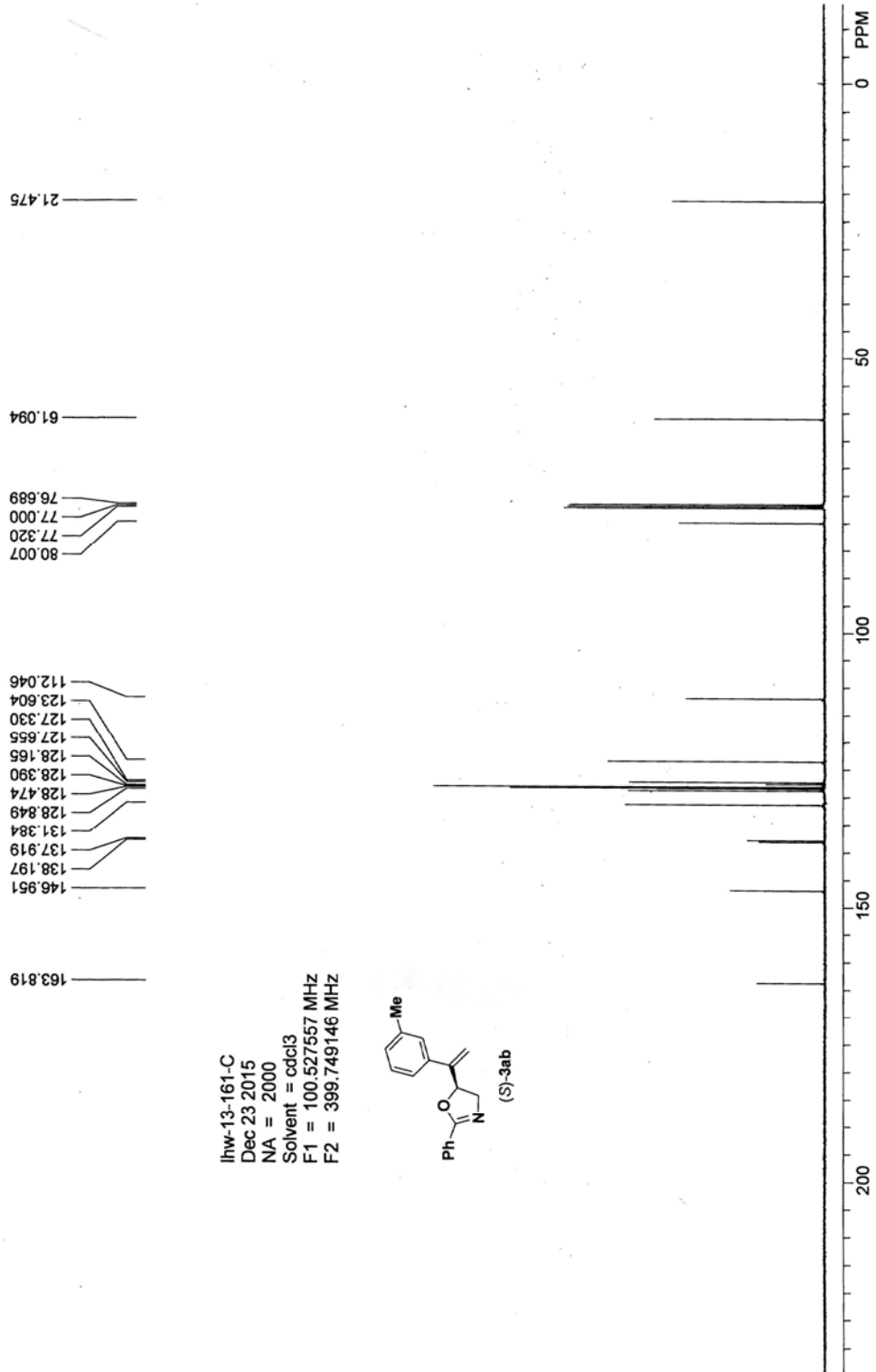
实验内容简介:
OZ-H 90:10
214nm 1.0ml/min



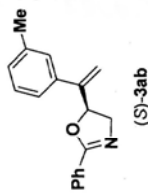
分析结果表

峰号	峰名	保留时间	峰高	峰面积	含量
1		6.007	802578.375	6504013.500	49.9751
2		7.948	573096.313	6510507.500	50.0249
总计			1375674.688	13014521.000	100.0000



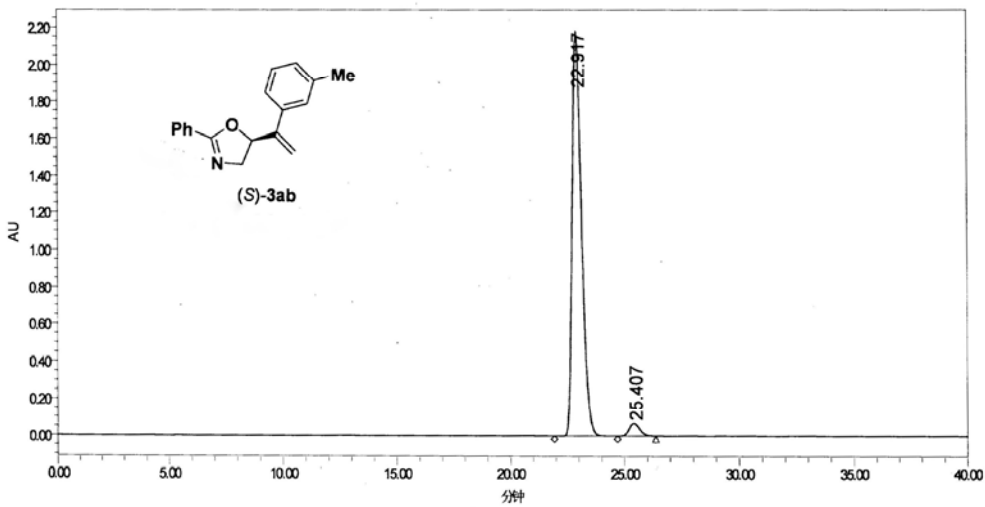


Ihw-13-161-C
 Dec 23 2015
 NA = 2000
 Solvent = cdcl3
 F1 = 100.527557 MHz
 F2 = 399.749146 MHz



SAMPLE INFORMATION

Sample Name:	lhw-13-161-ad-h-100-1-1-214	Acquired By:	Breeze
Sample Type:	未知	Date Acquired:	2016/1/4 15:13:55 CST
Vial:	1	Acq. Method:	zgj001
Injection #:	7	Date Processed:	2016/1/5 16:46:50 CST
Injection Volume:	25.00 μ l	Channel Name:	V02489 ChA
Run Time:	40.00 Minutes	Channel Desc.:	V02489 ChA.230mm
Column Type:		Sample Set Name:	



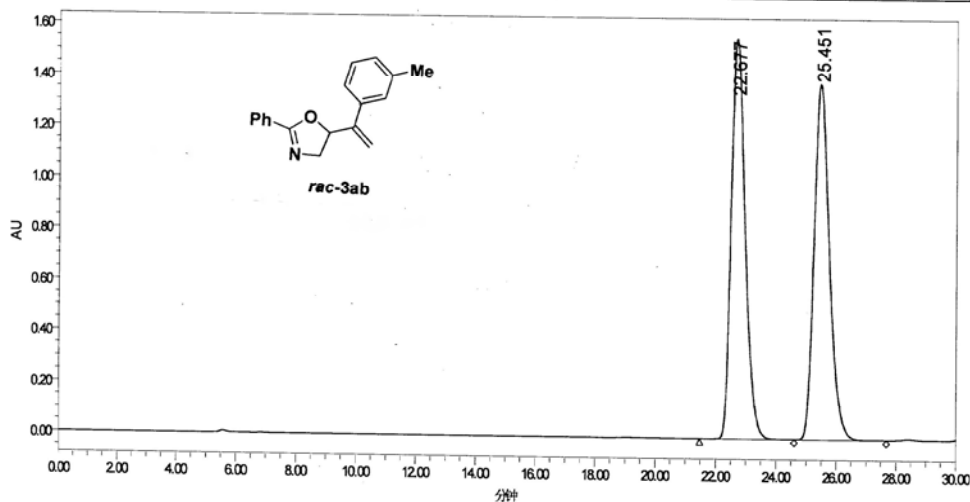
RT (min)	Area (峰面积)	%Area	Height (峰高)	% Height
1 22.917	63291658	96.70	2183573	97.01
2 25.407	2163222	3.30	67376	2.99

中国科学院上海有机化学研究所
 Project Name: defaults for copy
 Reported by User: Breeze user (Breeze)

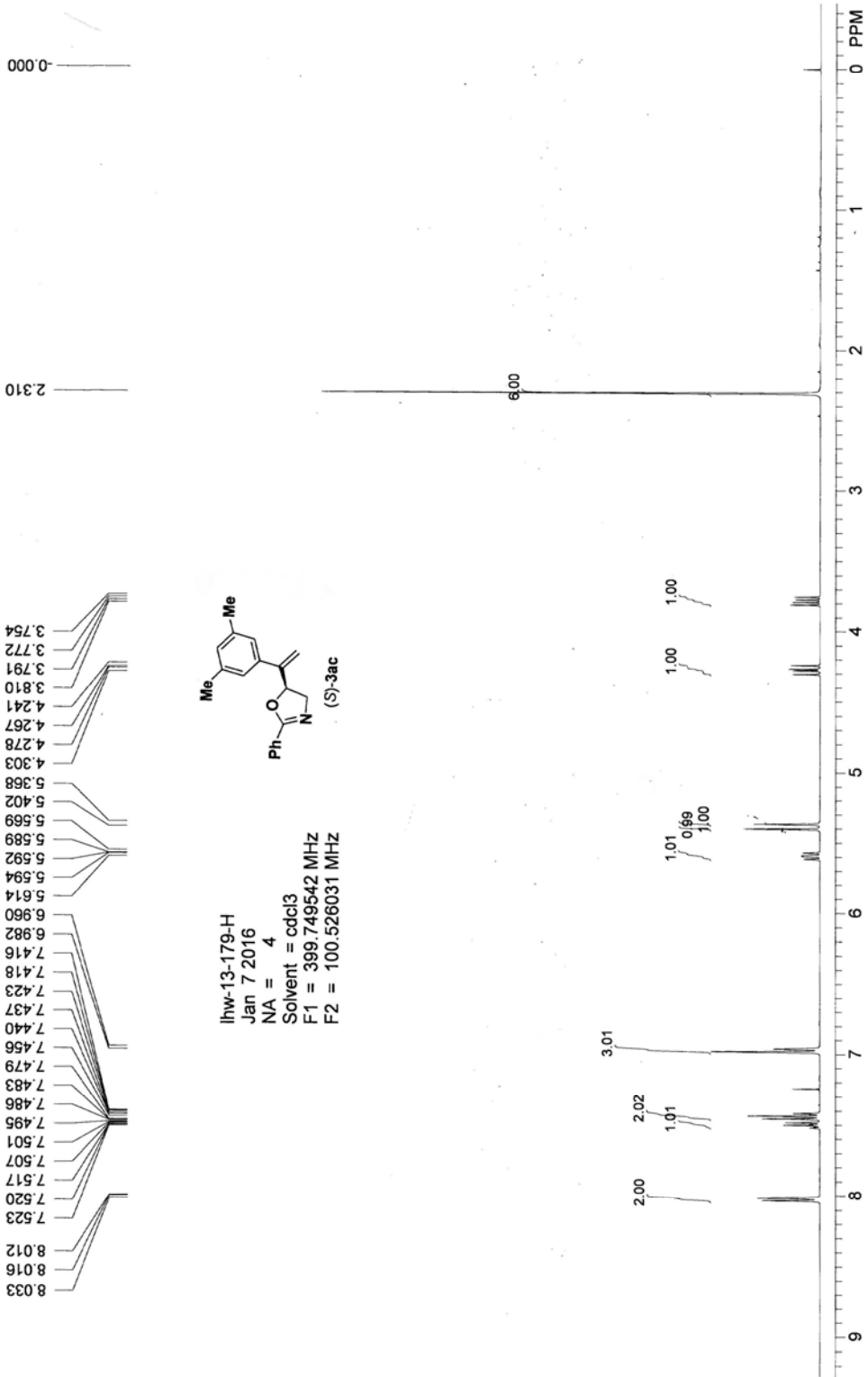


SAMPLE INFORMATION

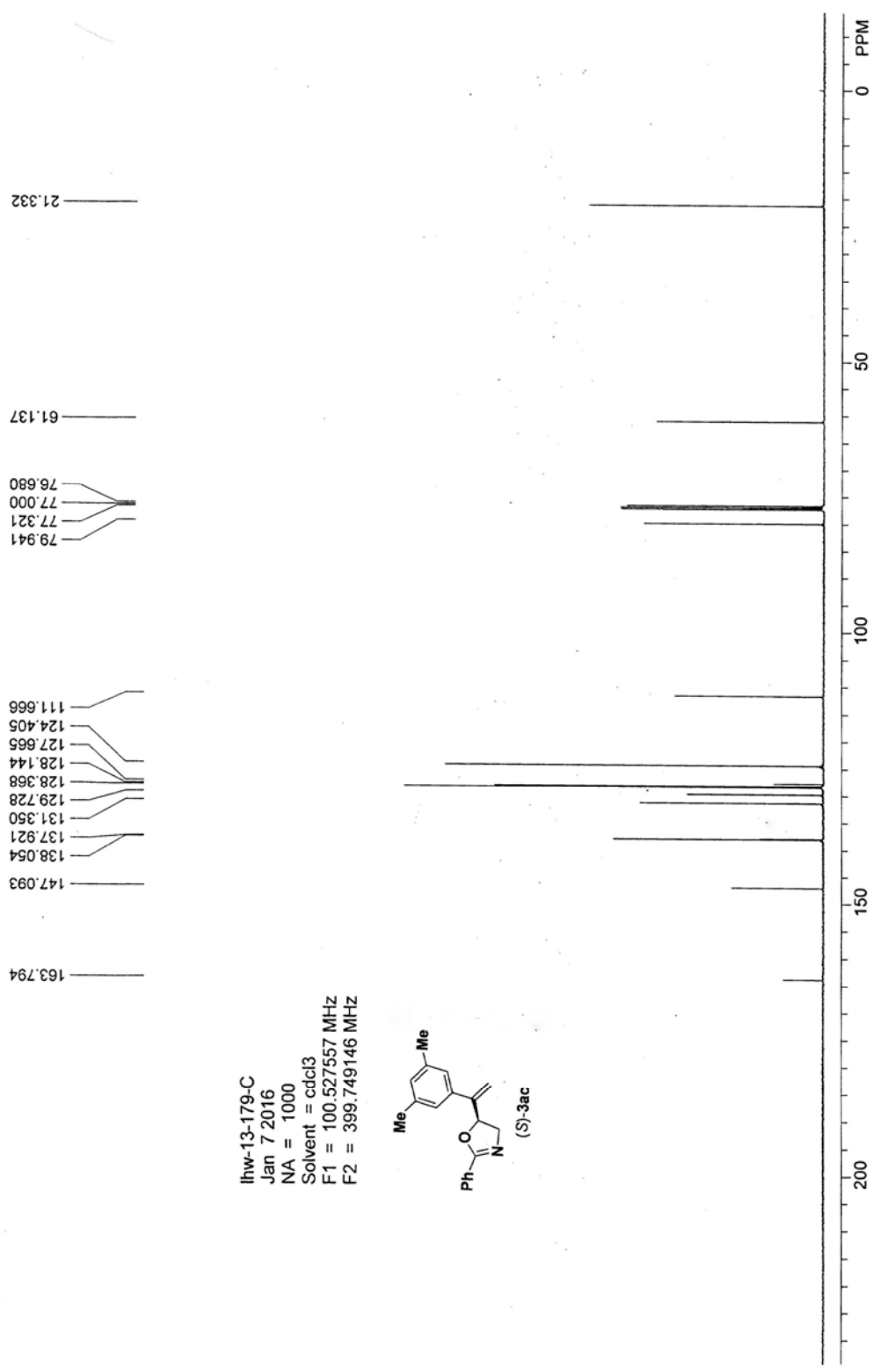
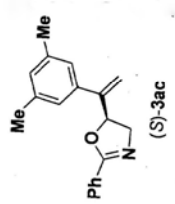
Sample Name	zy-1-145-adh-100-1-1-214	Acquired By:	Breeze
Sample Type	未知	Date Acquired	2016/1/4 14:40:34 CST
Val:	1	Acq Method	zg1001
Injection#	6	Date Processed	2016/1/5 16:46:28 CST
Injection Volume	25.00 ul	Channel Name	V0489 ChA
Run Time	30.00 Minutes	Channel Desc:	V0489 ChA.230nm
Column Type		Sample Set Name	



RT (min)	Area (AU*sec)	%Area	Hight (AU)	% Hight
1 22.677	49725571	50.17	1558964	52.98
2 25.451	49385566	49.83	1383326	47.02

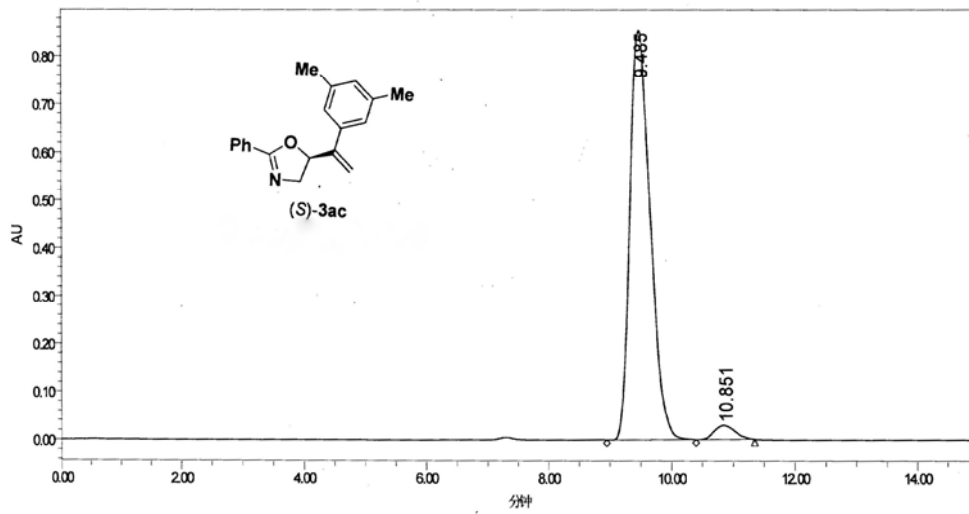


lhwr-13-179-C
Jan 7 2016
NA = 1000
Solvent = cdcl3
F1 = 100.527557 MHz
F2 = 399.749146 MHz



SAMPLE INFORMATION

Sample Name	lhw-13-179-az-h90-10-1-214	Acquired By:	Breeze
Sample Type	未知	Date Acquired	2016/1/15 14:04:24 CST
Vial:	1	Acq. Method	zq90
Injection #	39	Date Processed	2016/1/15 17:12:42 CST
Injection Volume	25.00 u	Channel Name	V02489 ChA
Run Time	15.00 Minutes	Channel Desc.:	V02489 ChA.214nm
Column Type		Sample Set Name	



	RT (min)	Area (峰面积)	%Area	Height (峰高)	% Height
1	9.486	19669687	96.57	853756	96.67
2	10.851	697523	3.43	29394	3.33

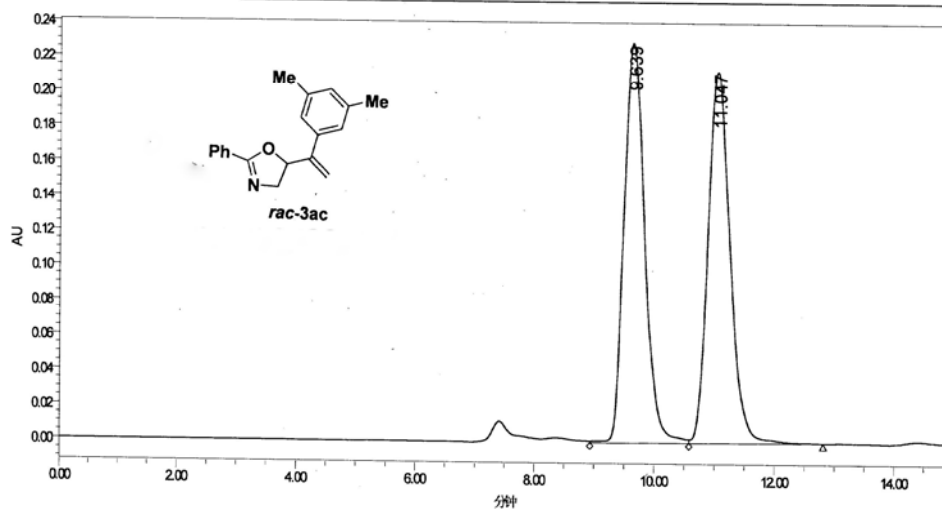
中国科学院上海有机化学研究所

Project Name: defaults for copy
Reported by User: Breeze user (Breeze)

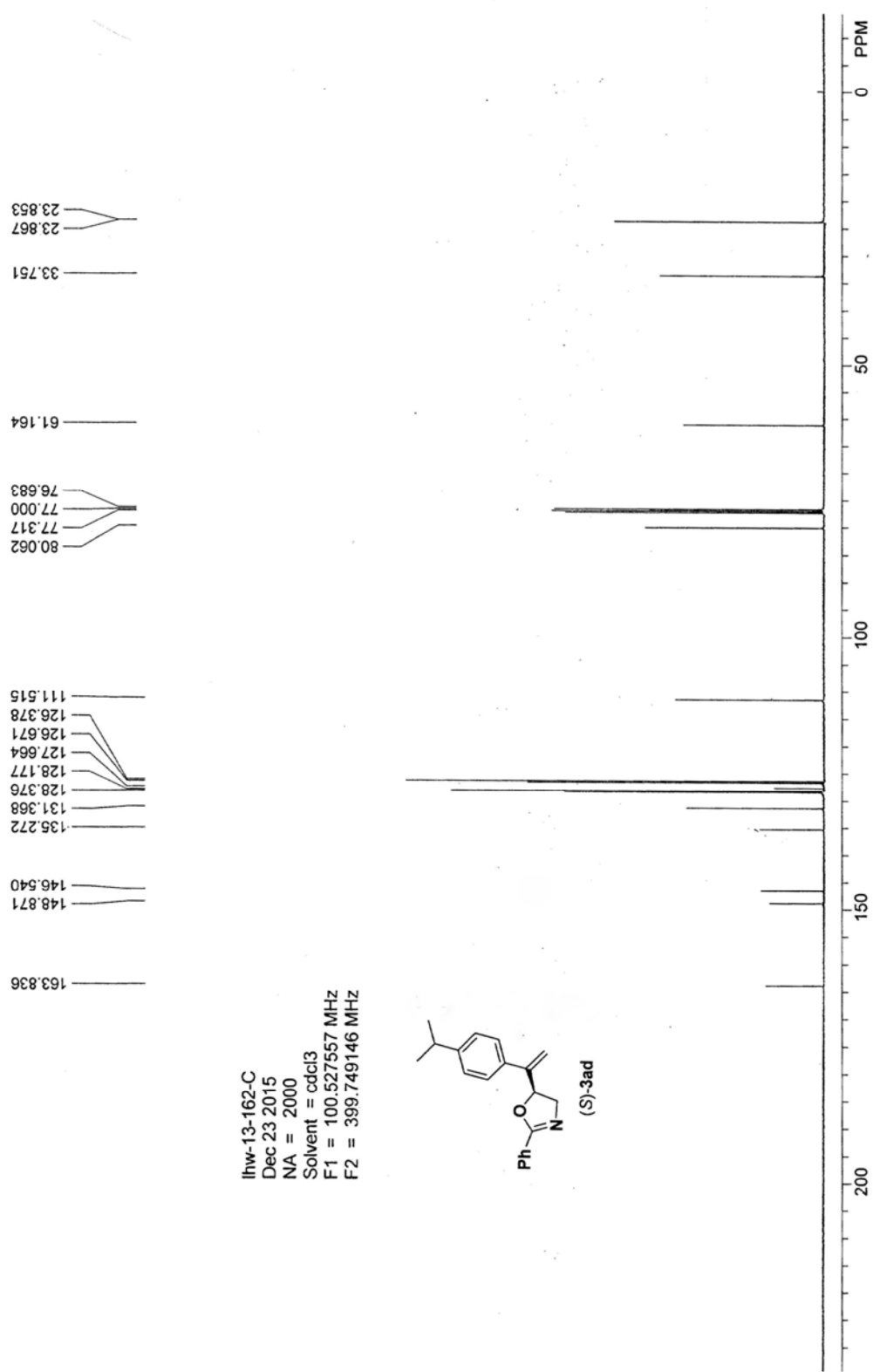
Breeze 2
HPLC System

SAMPLE INFORMATION

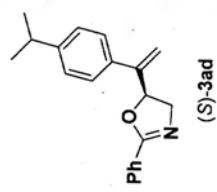
Sample Name:	lhw-13-179-rac- α -h-90-10-1-214	Acquired By:	Breeze
Sample Type:	未知	Date Acquired:	2016/1/15 12:25:37 CST
Val:	1	Acq Method:	zg90
Injection #:	37	Date Processed:	2016/1/15 17:12:12 CST
Injection Volume:	25.00 μ l	Channel Name:	W2489 ChA
Run Time:	15.00 Minutes	Channel Desc.:	W2489 ChA.214mm
Column Type:		Sample Set Name:	



RT (min)	Area (峰面积)	%Area	Height (峰高)	% Height
1 9.636	5499666	50.36	229573	51.86
2 11.047	5421027	49.64	213065	48.14



lhw-13-162-C
 Dec 23 2015
 NA = 2000
 Solvent = cdcl3
 F1 = 100.527557 MHz
 F2 = 399.749146 MHz



中国科学院上海有机化学研究所

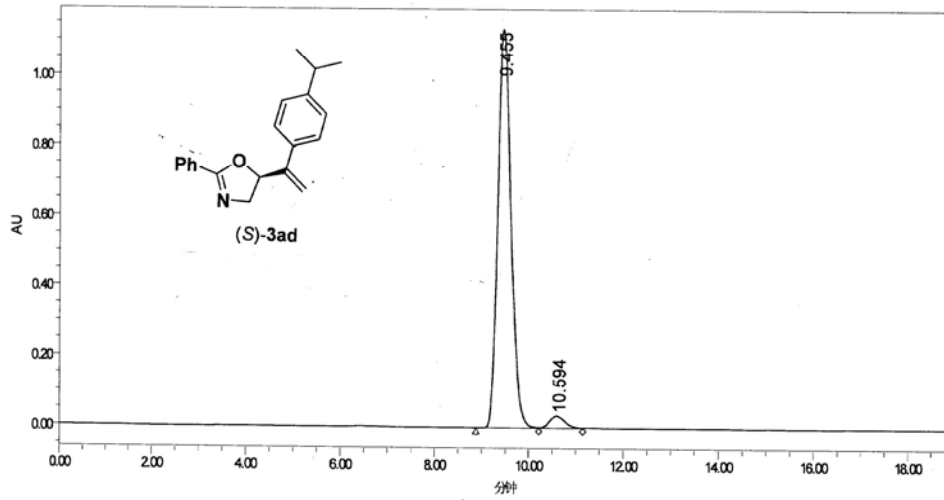
Project Name: defaults for copy

Reported by User: Breeze user (Breeze)



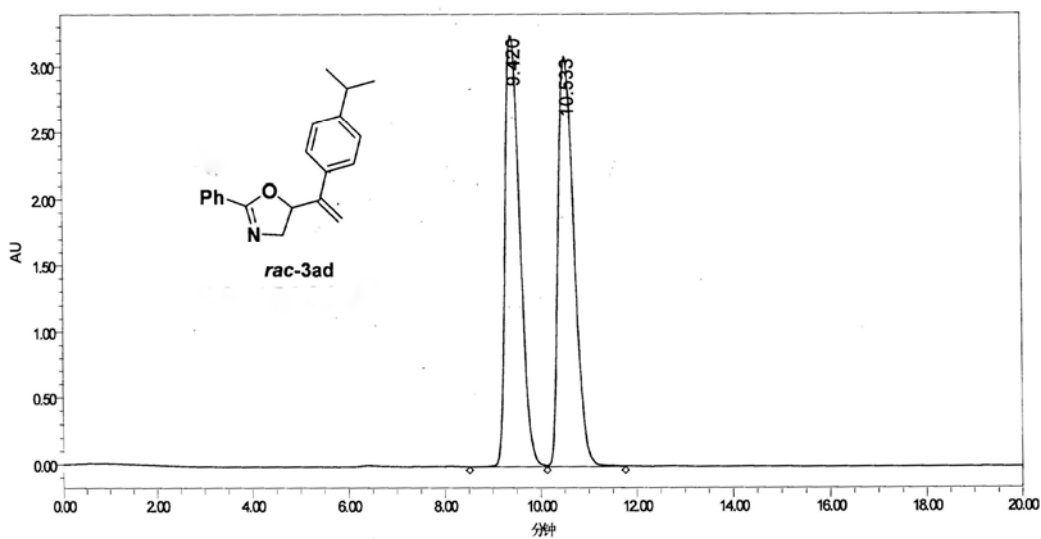
SAMPLE INFORMATION

Sample Name:	lhw-13-162-az-h-95-5-1-214	Acquired By:	Breeze
Sample Type:	未知	Date Acquired:	2016/1/6 10:31:30 CST
Vial:	1	Acq. Method:	zgj95
Injection #:	23	Date Processed:	2016/1/6 17:25:16 CST
Injection Volume:	25.00 μ l	Channel Name:	V2489 ChA
Run Time:	60.00 Minutes	Channel Desc.:	V2489 ChA.230nm
Column Type:		Sample Set Name:	

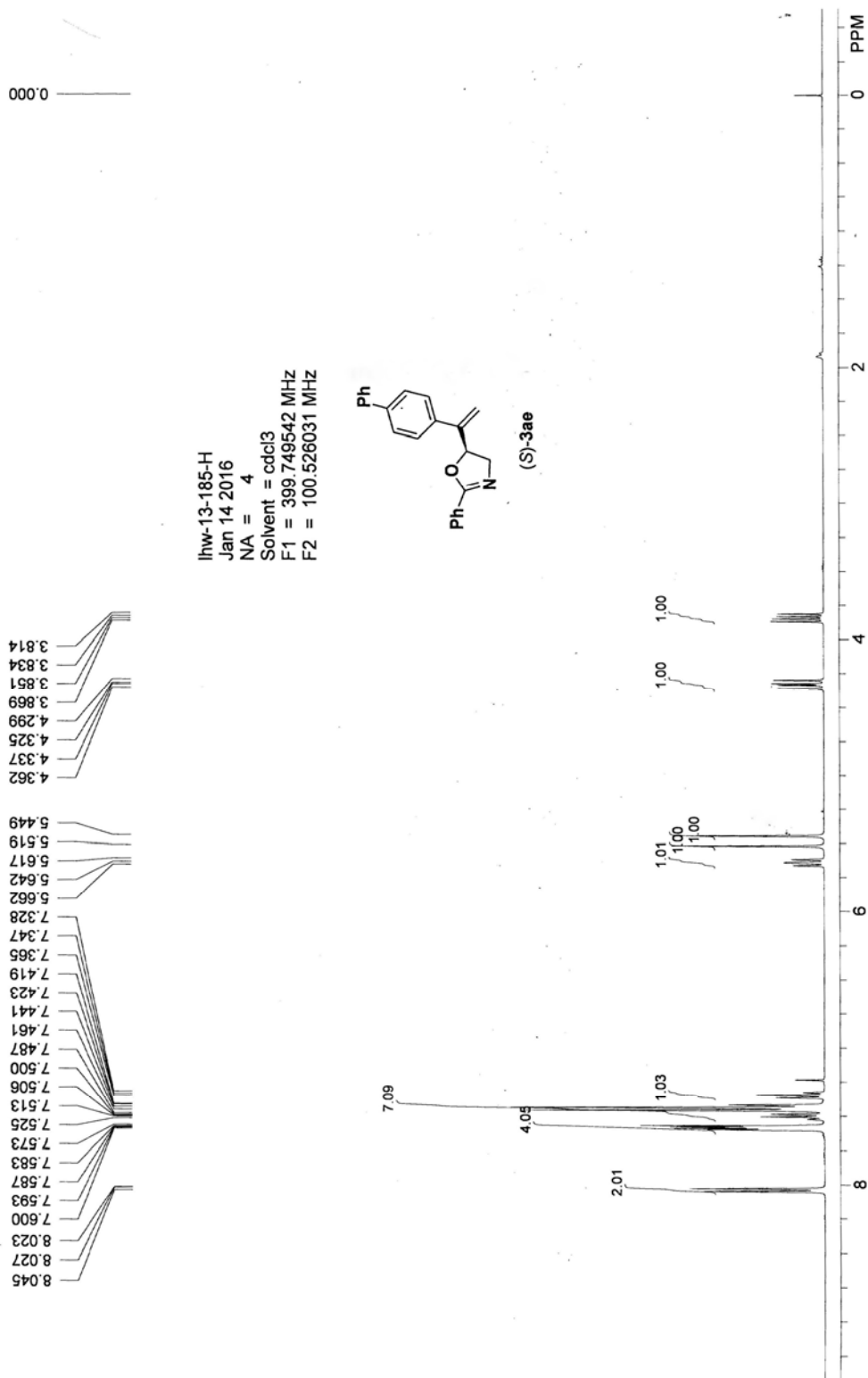


RT (min)	Area (AUsec)	%Area	Height (AU)	% Height	
1	9.456	22320241	96.58	1135168	97.06
2	10.594	788140	3.41	34478	2.96

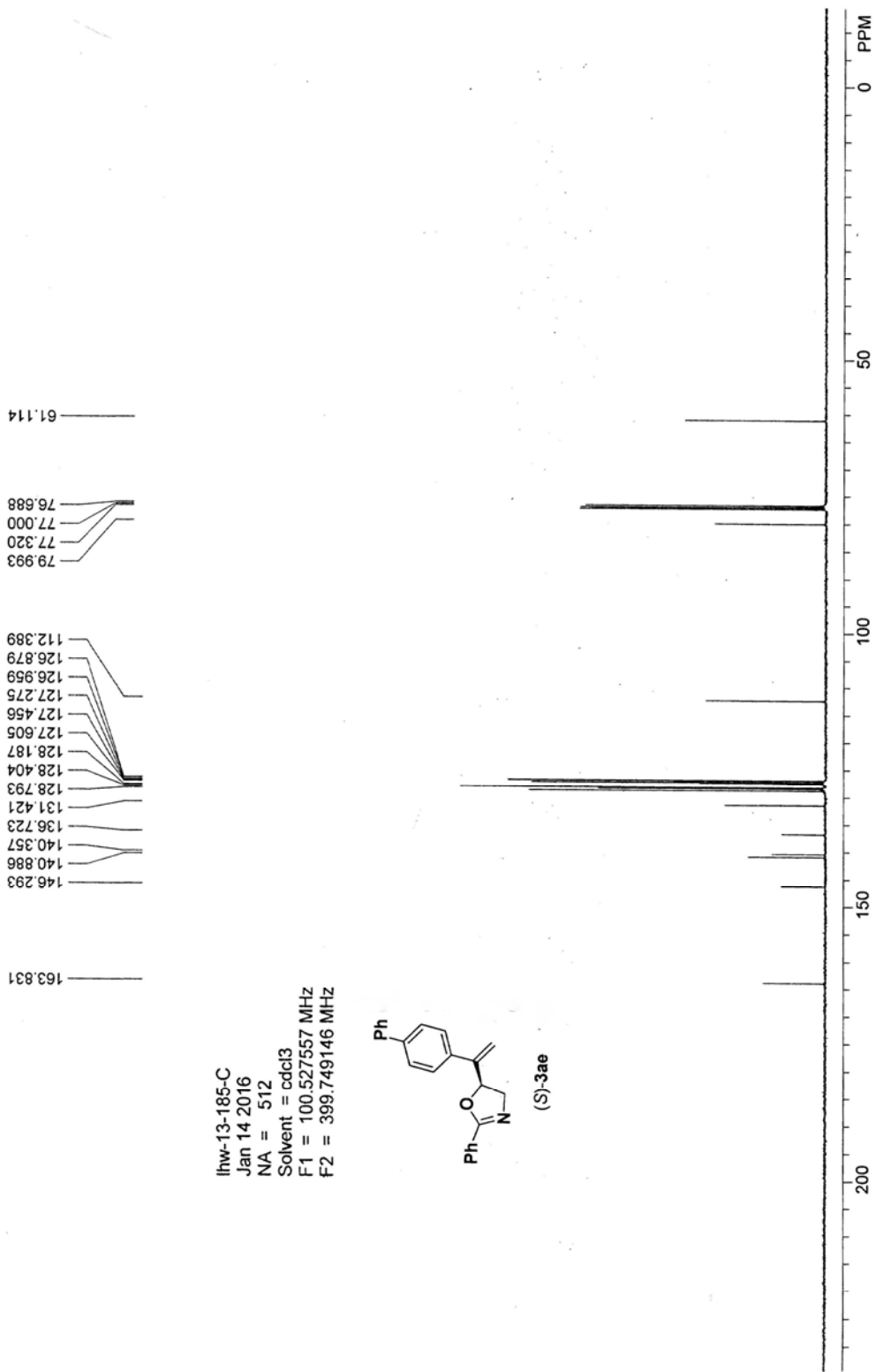
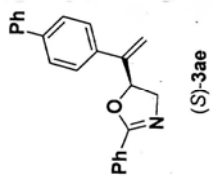
SAMPLE INFORMATION			
Sample Name:	zy-1-146-cz-h-95-5-1-214	Acquired By:	Breeze
Sample Type:	未知	Date Acquired:	2016/1/6 10:52:14 CST
Vial:	1	Acq. Method:	zg95
Injection #:	24	Date Processed:	2016/1/6 17:25:30 CST
Injection Volume:	25.00 u	Channel Name:	V2489 ChA
Run Time:	20.00 Minutes	Channel Desc.:	V2489 ChA.230mm
Column Type:		Sample Set Name:	



	RT (min)	Area (峰面积)	%Area	Height (峰高)	% Height
1	9.420	70115206	49.71	3249301	51.27
2	10.533	70937311	50.29	3088755	48.73

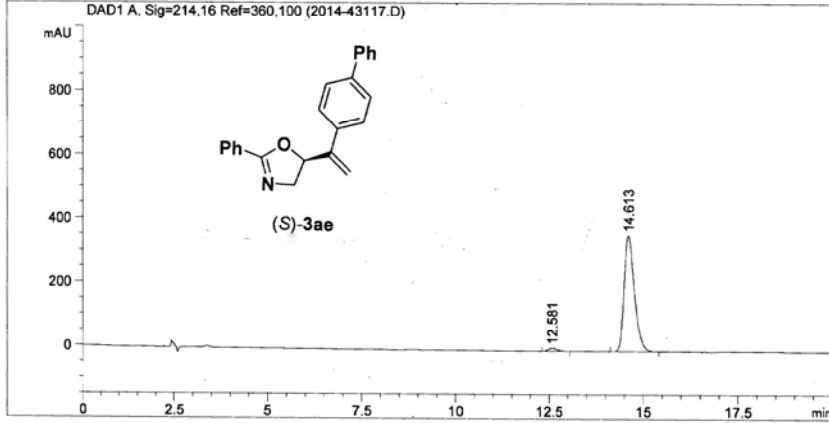


lhv-13-185-C
Jan 14 2016
NA = 512
Solvent = cdcl3
F1 = 100.527557 MHz
F2 = 399.749146 MHz



Data File C:\CHEM32\1\DATA\2014-43117.D
Sample Name: lhw-13-185-chiral

=====
Acq. Operator : 系统
Sample Operator : 系统
Acq. Instrument : SFC Location : Vial 63
Injection Date : 1/22/2016 10:25:51 AM Inj Volume : 5.000 µl
Acq. Method : C:\CHEM32\1\METHODS\DEF_LC-TEST-2016.M
Last changed : 1/22/2016 10:08:32 AM by 系统
(modified after loading)
Analysis Method : C:\CHEM32\1\METHODS\DEF_LC-TEST-2016.M
Last changed : 1/22/2016 11:09:57 AM by 系统
(modified after loading)
Additional Info : Peak(s) manually integrated



=====
Area Percent Report
=====

Sorted By : Signal
Multiplier : 1.0000
Dilution : 1.0000
Do not use Multiplier & Dilution Factor with ISTDs

Signal 1: DAD1 A, Sig=214,16 Ref=360,100

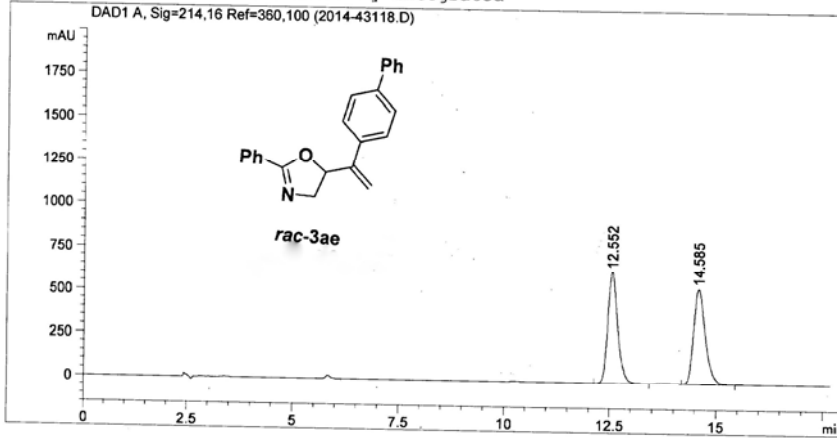
Peak #	RetTime [min]	Type	Width [min]	Area [mAU*s]	Height [mAU]	Area %
1	12.581	BB	0.2056	153.15714	9.73401	2.2011
2	14.613	BB	0.2866	6804.95557	363.14755	97.7989

Totals : 6958.11270 372.88156

=====
*** End of Report ***

Data File C:\CHEM32\1\DATA\2014-43118.D
Sample Name: lhw-13-185-rac-ad-h-7-3-1.3-214

=====
Acq. Operator : 系统
Sample Operator : 系统
Acq. Instrument : SFC
Injection Date : 1/22/2016 10:50:57 AM
Location : Vial 62
Inj Volume : 5.000 µl
Acq. Method : C:\CHEM32\1\METHODS\DEF_LC-TEST-2016.M
Last changed : 1/22/2016 10:08:32 AM by 系统
(modified after loading)
Analysis Method : C:\CHEM32\1\METHODS\DEF_LC-TEST-2016.M
Last changed : 1/22/2016 11:10:36 AM by 系统
(modified after loading)
Additional Info : Peak(s) manually integrated



=====
Area Percent Report
=====

Sorted By : Signal
Multiplier : 1.0000
Dilution : 1.0000
Do not use Multiplier & Dilution Factor with ISTDs

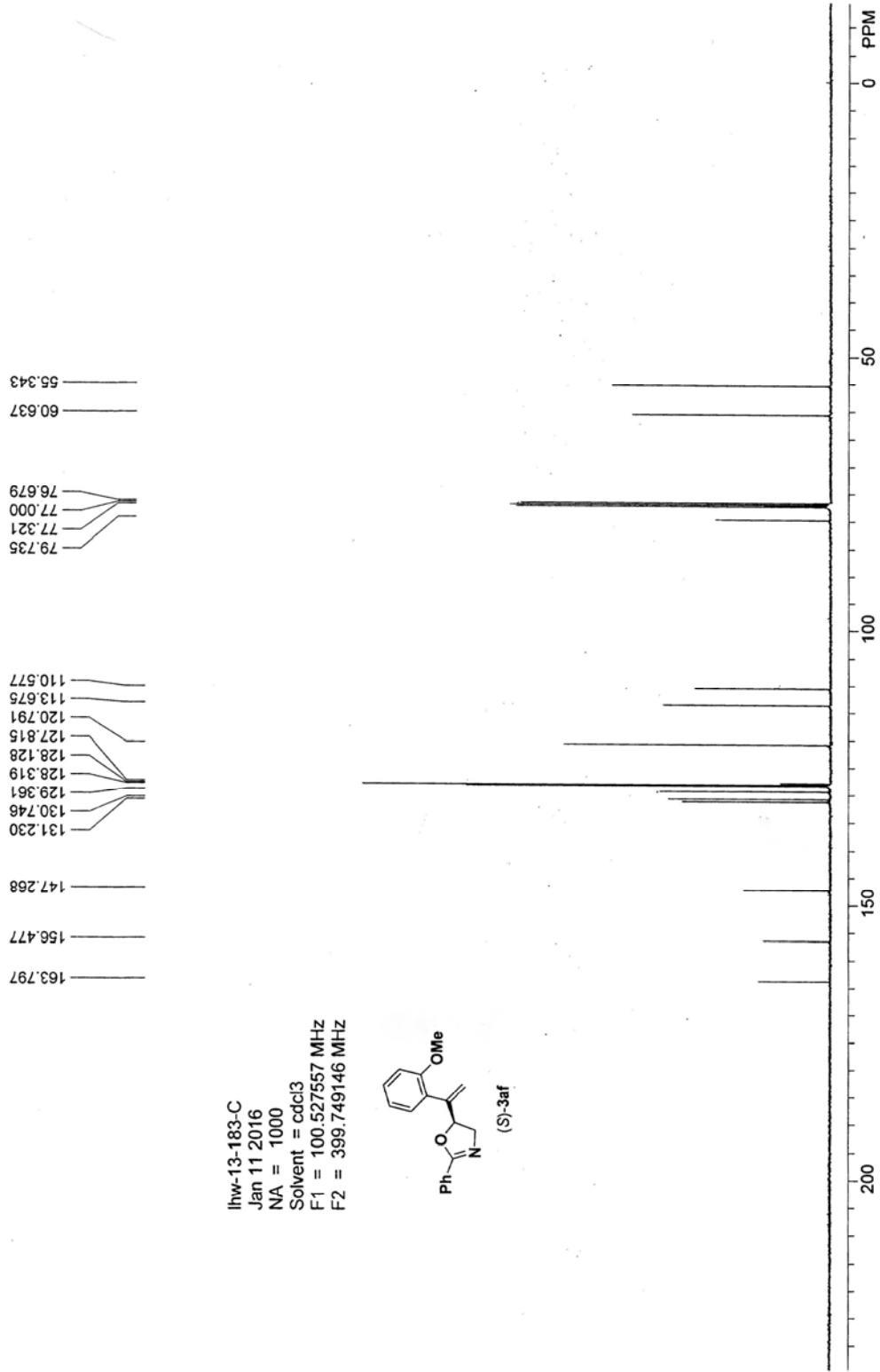
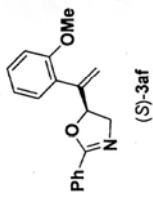
Signal 1: DAD1 A, Sig=214,16 Ref=360,100

Peak #	RetTime [min]	Type	Width [min]	Area [mAU*s]	Height [mAU]	Area %
1	12.552	BB	0.2416	1.02079e4	638.28204	49.9079
2	14.585	VB	0.2872	1.02455e4	545.22955	50.0921

Totals : 2.04534e4 1183.51160

=====
*** End of Report ***

lhw-13-183-C
Jan 11 2016
NA = 1000
Solvent = cdcl3
F1 = 100.527557 MHz
F2 = 399.749146 MHz



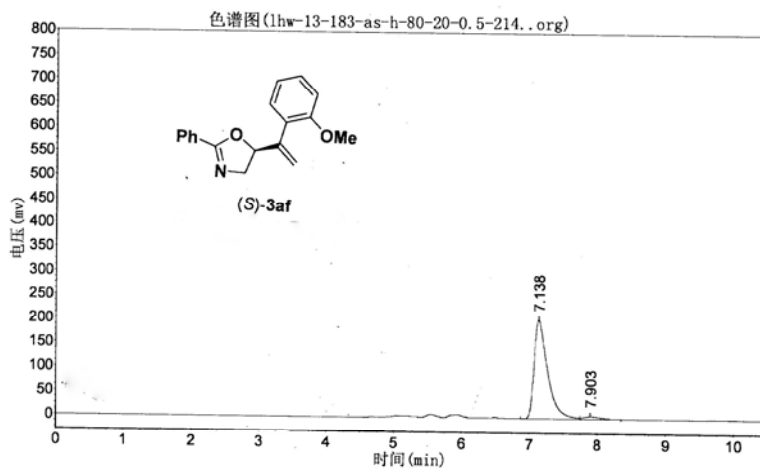
lhw-13-183-as-h-80-20-0.5-214

实验时间: 2016-01-15, 13:47:38

报告时间: 2016-01-15, 17:21:21

谱图文件: d:\zhuguangjiong\lhw\20160115\lhw-13-183-as-h-80-20-0.5-214..org

实验内容简介:



分析结果表

峰号	峰名	保留时间	峰高	峰面积	含量
1		7.138	202947.281	2793675.500	96.9138
2		7.903	5159.826	88964.258	3.0862
总计			208107.107	2882639.758	100.0000

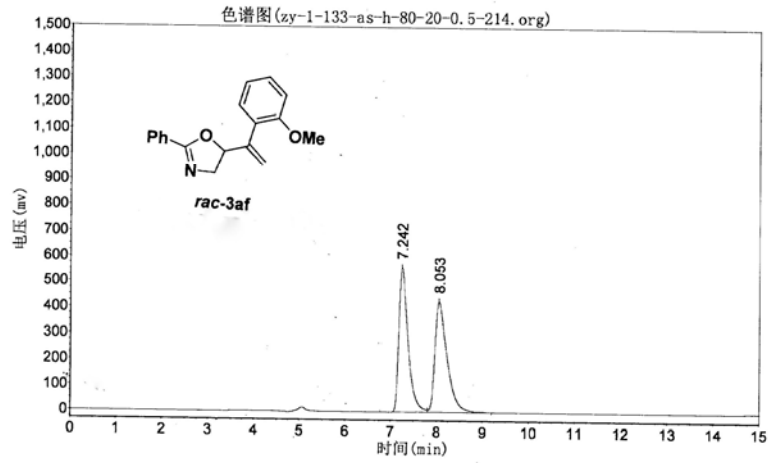
zy-1-133-as-h-80-20-0.5-214

实验时间: 2016-01-15, 11:43:39

报告时间: 2016-01-15, 17:20:31

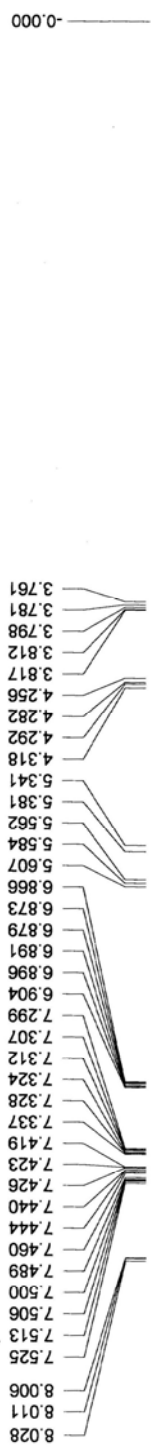
谱图文件: d:\zhuguangji\lhw\20160115\zy-1-133-as-h-80-20-0.5-214.org

实验内容简介:

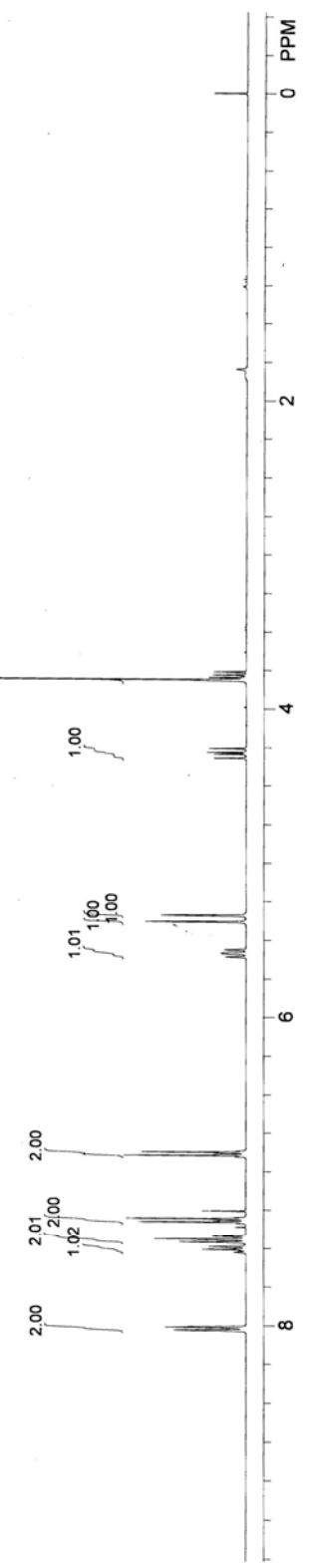
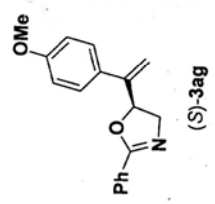


分析结果表

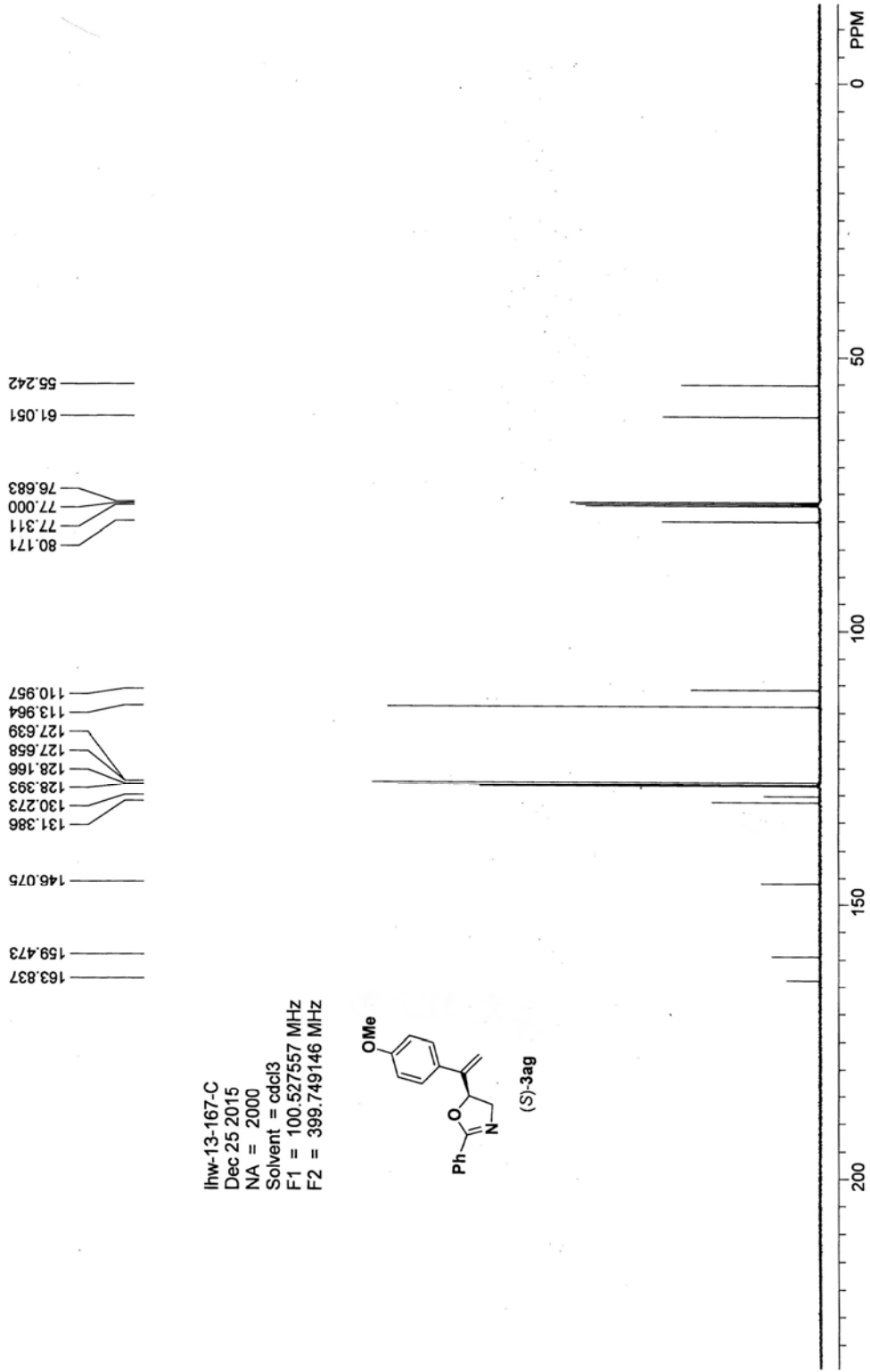
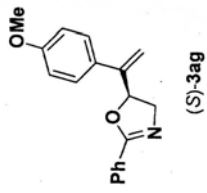
峰号	峰名	保留时间	峰高	峰面积	含量
1		7.242	559842.000	7872663.500	49.5971
2		8.053	427990.281	8000561.500	50.4029
总计			987832.281	15873225.000	100.0000



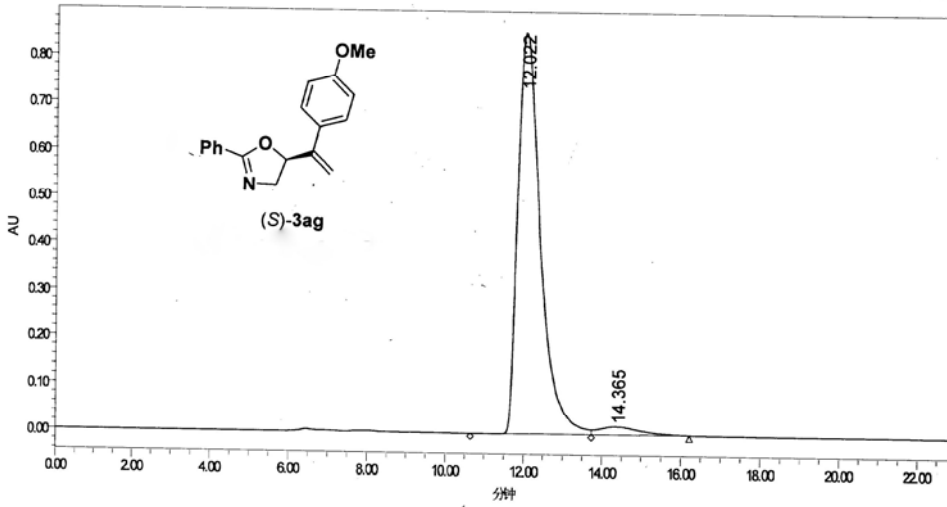
lhw-13-167-H
 Dec 25 2015
 NA = 4
 Solvent = cdcl3
 F1 = 399.749542 MHz
 F2 = 100.526031 MHz



lhw-13-167-C
Dec 25 2015
NA = 2000
Solvent = cdcl3
F1 = 100.527557 MHz
F2 = 399.749146 MHz



SAMPLE INFORMATION			
Sample Name:	lhw-13-167-as-h-80-20.0.5-214	Acquired By:	Breeze
Sample Type:	未知	Date Acquired:	2016/1/7 14:58:40 CST
Val:	1	Acq. Method:	zgj90
Injection #:	45	Date Processed:	2016/1/7 16:57:23 CST
Injection Volume:	25.00 μ l	Channel Name:	V02489 ChA
Run Time:	25.00 Minutes	Channel Desc.:	V02489 ChA 214nm
Column Type:		Sample Set Name:	



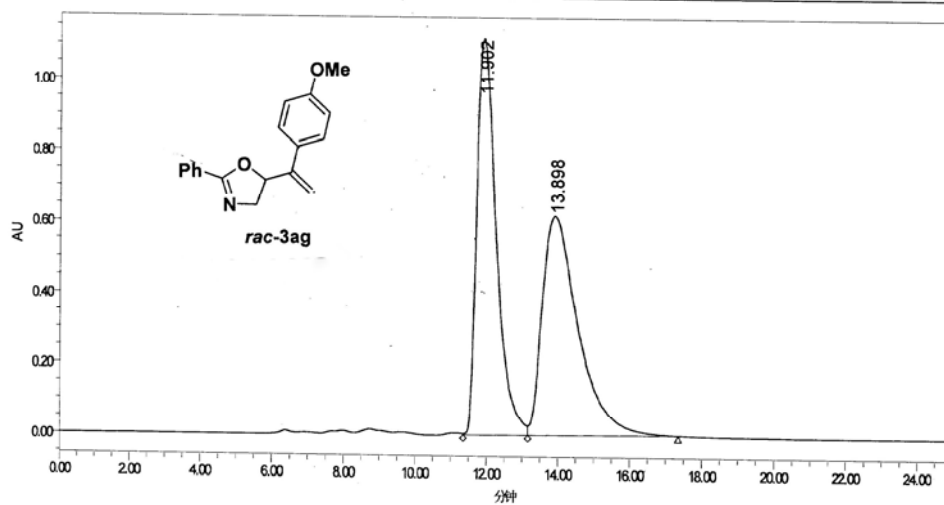
RT (min)	Area (峰面积)	%Area	Height (峰高)	% Height
1 12.022	34226610	96.42	856576	98.01
2 14.365	1271107	3.58	17356	1.99

中国科学院上海有机化学研究所

Project Name: defaults for copy
Reported by User: Breeze user (Breeze)

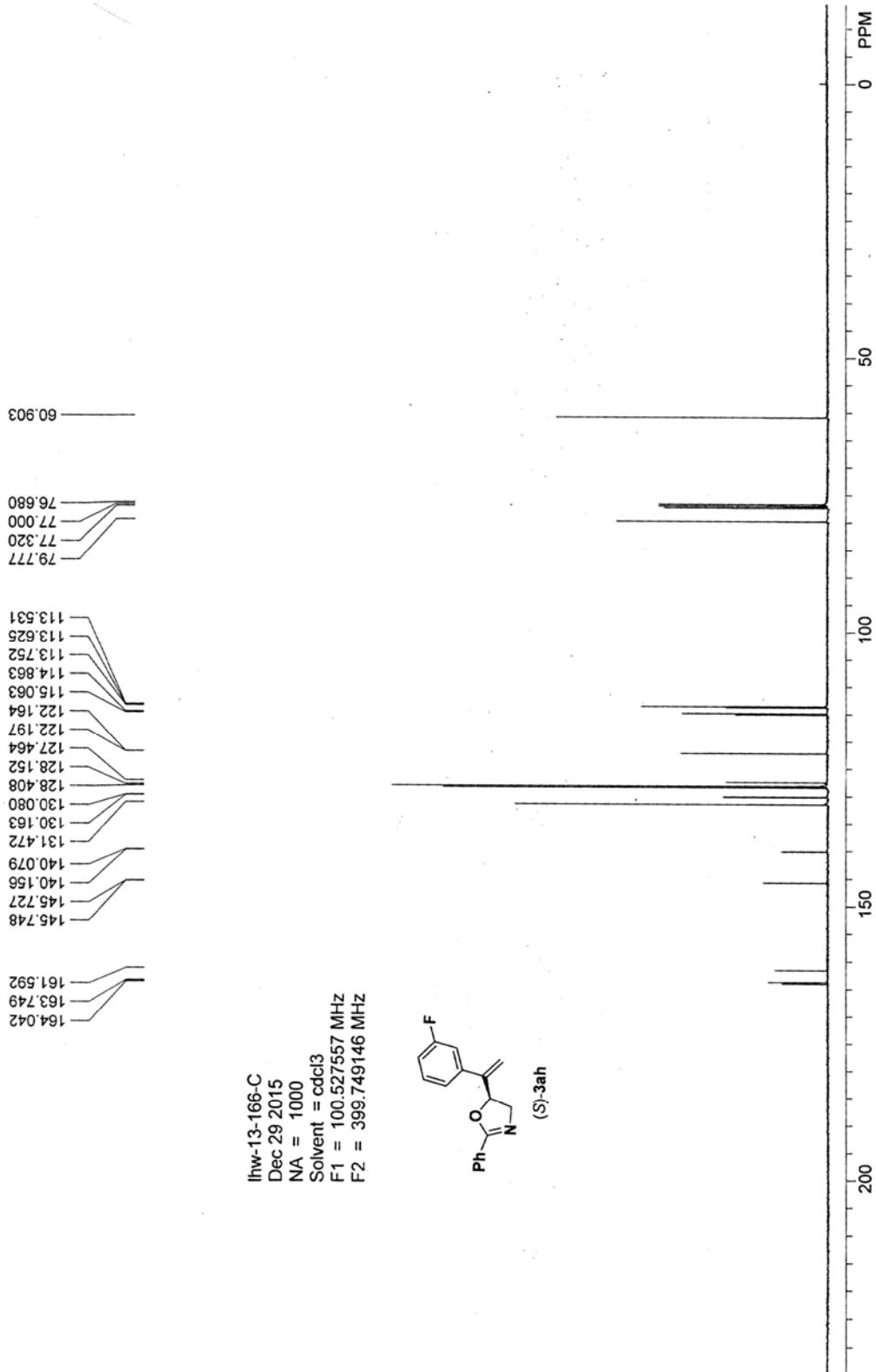
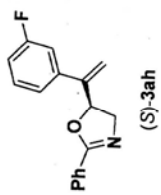


SAMPLE INFORMATION			
Sample Name:	zy-1-134-as-h-80-200.5214	Acquired By:	Breeze
Sample Type:	未知	Date Acquired:	2016/1/7 13:36:10 CST
Val:	1	Acq. Method:	zgj90
Injection #:	44	Date Processed:	2016/1/7 16:55:44 CST
Injection Volume:	25.00 u	Channel Name:	V2489 ChA
Run Time:	25.00 Minutes	Channel Desc.:	V2489 ChA214nm
Column Type:		Sample Set Name:	

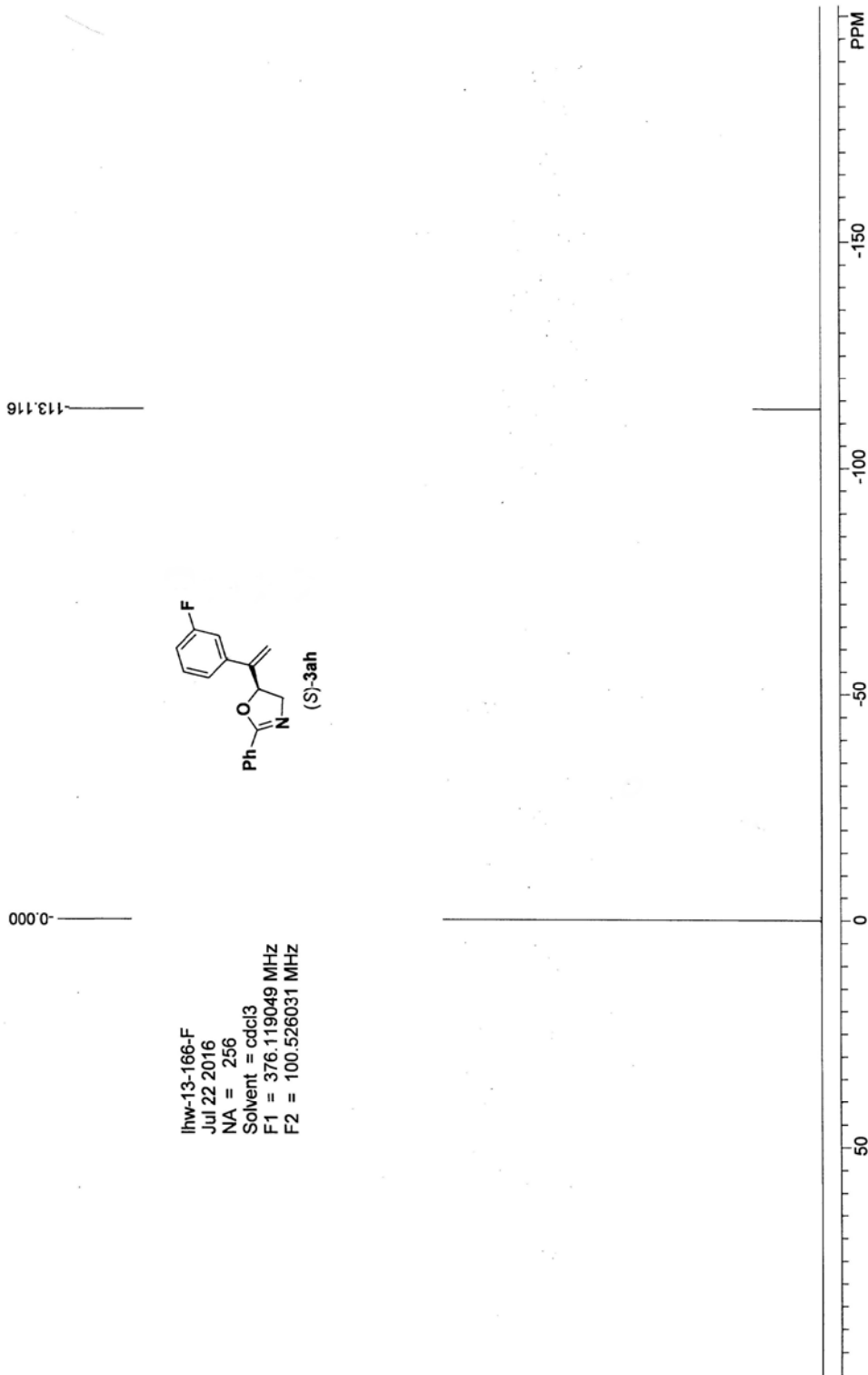
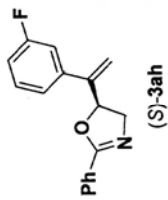


RT (min)	Area (峰面积)	%Area	Height (峰高)	% Height
11.902	42577019	49.61	1117140	64.37
13.898	43054408	50.39	618467	35.63

lhv-13-166-C
Dec 29 2015
NA = 1000
Solvent = cdcl3
F1 = 100.527557 MHz
F2 = 399.749146 MHz



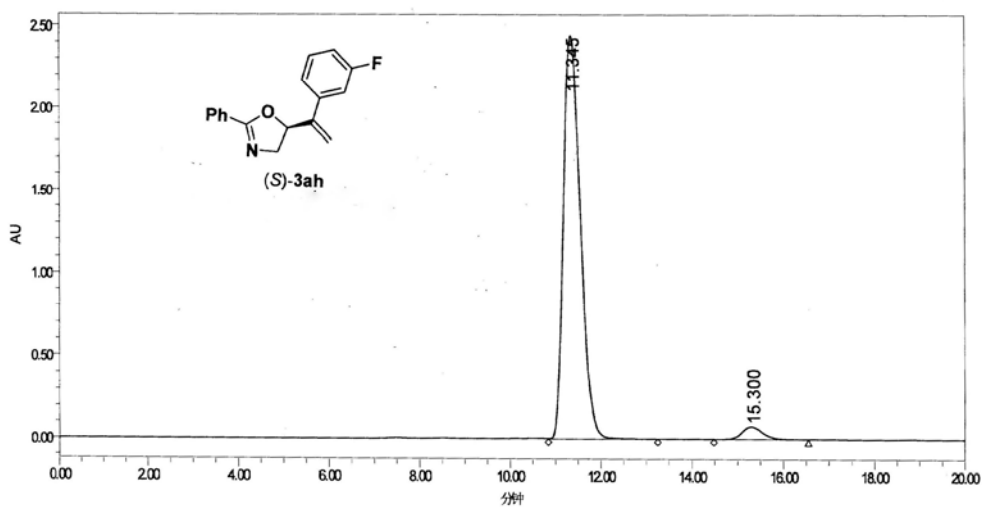
lhv-13-166-F
Jul 22 2016
NA = 256
Solvent = cdcl3
F1 = 376.119049 MHz
F2 = 100.526031 MHz



中国科学院上海有机化学研究所
 Project Name: defaults for copy
 Reported by User: Breeze user (Breeze)



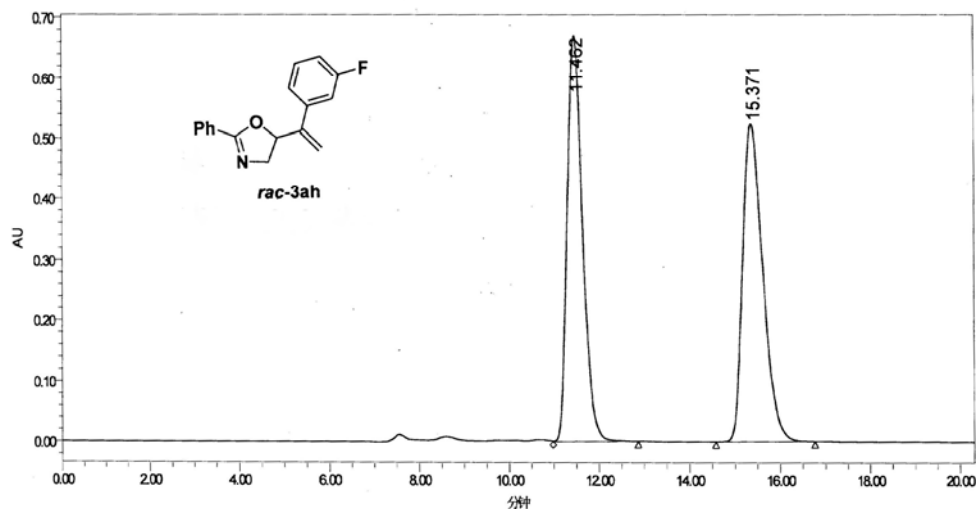
SAMPLE INFORMATION			
Sample Name:	llw-13-166-oz-h90-10-1-214	Acquired By:	Breeze
Sample Type:	未知	Date Acquired:	2016/1/14 15:16:27 CST
Vial:	1	Acq. Method:	zig90
Injection #:	28	Date Processed:	2016/1/14 17:36:50 CST
Injection Volume:	25.00 μ l	Channel Name:	WD489 ChA
Run Time:	20.00 Minutes	Channel Desc.:	WD489 ChA.214mm
Column Type:		Sample Set Name:	



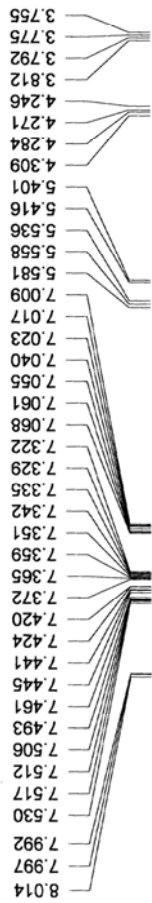
	RT (min)	Area (峰面积)	%Area	Height (峰高)	% Height
1	11.346	63730773	96.31	2442733	96.96
2	15.300	2443630	3.69	76136	3.02

SAMPLE INFORMATION


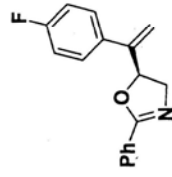
Sample Name:	lhw34az-h90-10-1-214	Acquired By:	Breeze
Sample Type:	未知	Date Acquired:	2016/1/14 14:32:39 CST
Vial:	1	Acq. Method:	zgj90
Injection #:	26	Date Processed:	2016/1/14 17:35:22 CST
Injection Volume:	25.00 ul	Channel Name:	V2489 ChA
Run Time:	25.00 Minutes	Channel Desc.:	V2489 ChA.214nm
Column Type:		Sample Set Name:	



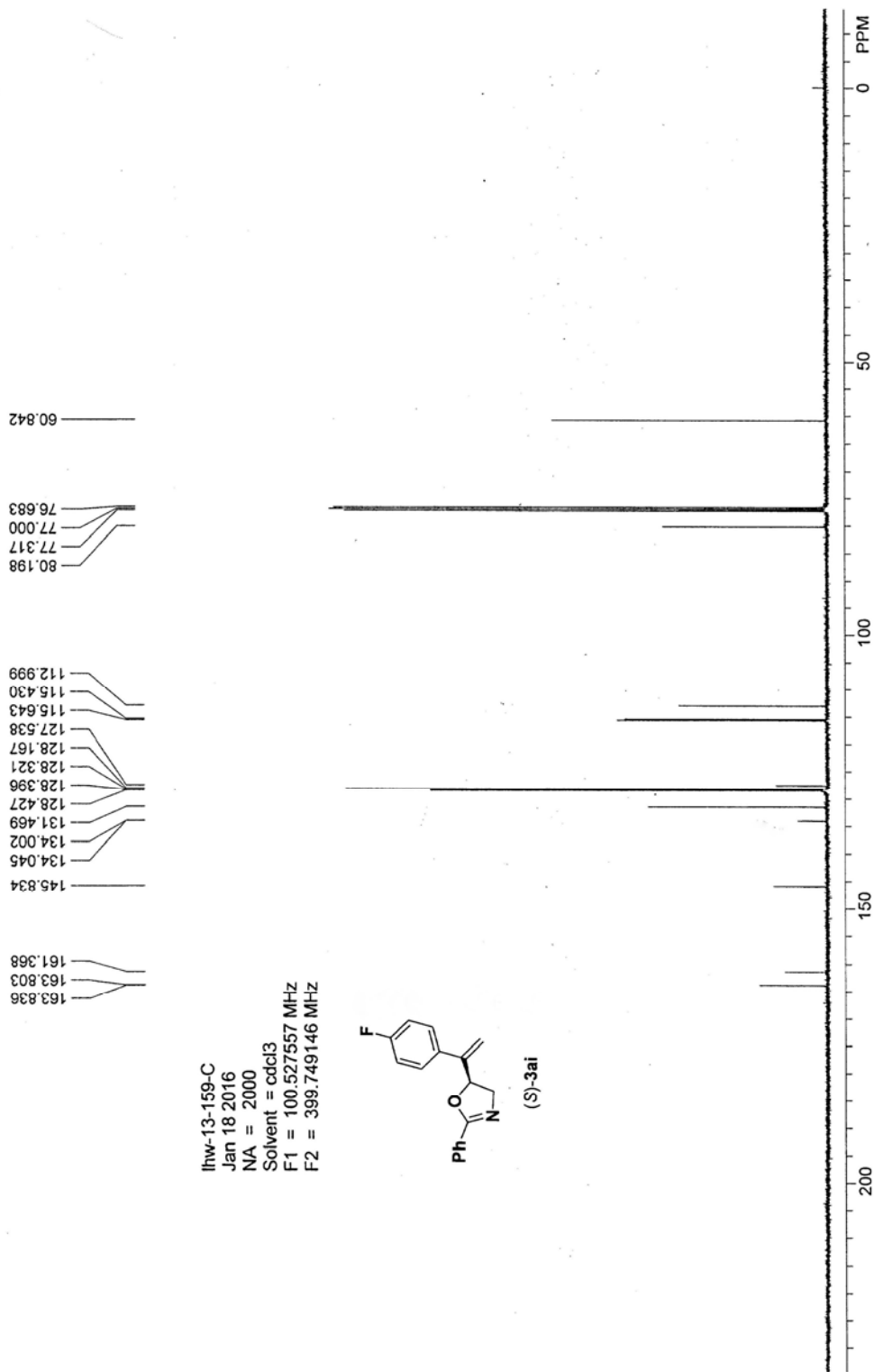
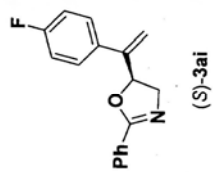
	RT (min)	Area (峰面积)	%Area	Height (峰高)	% Height
1	11.462	15970742	49.72	669957	55.15
2	15.371	16149068	50.28	523107	43.85

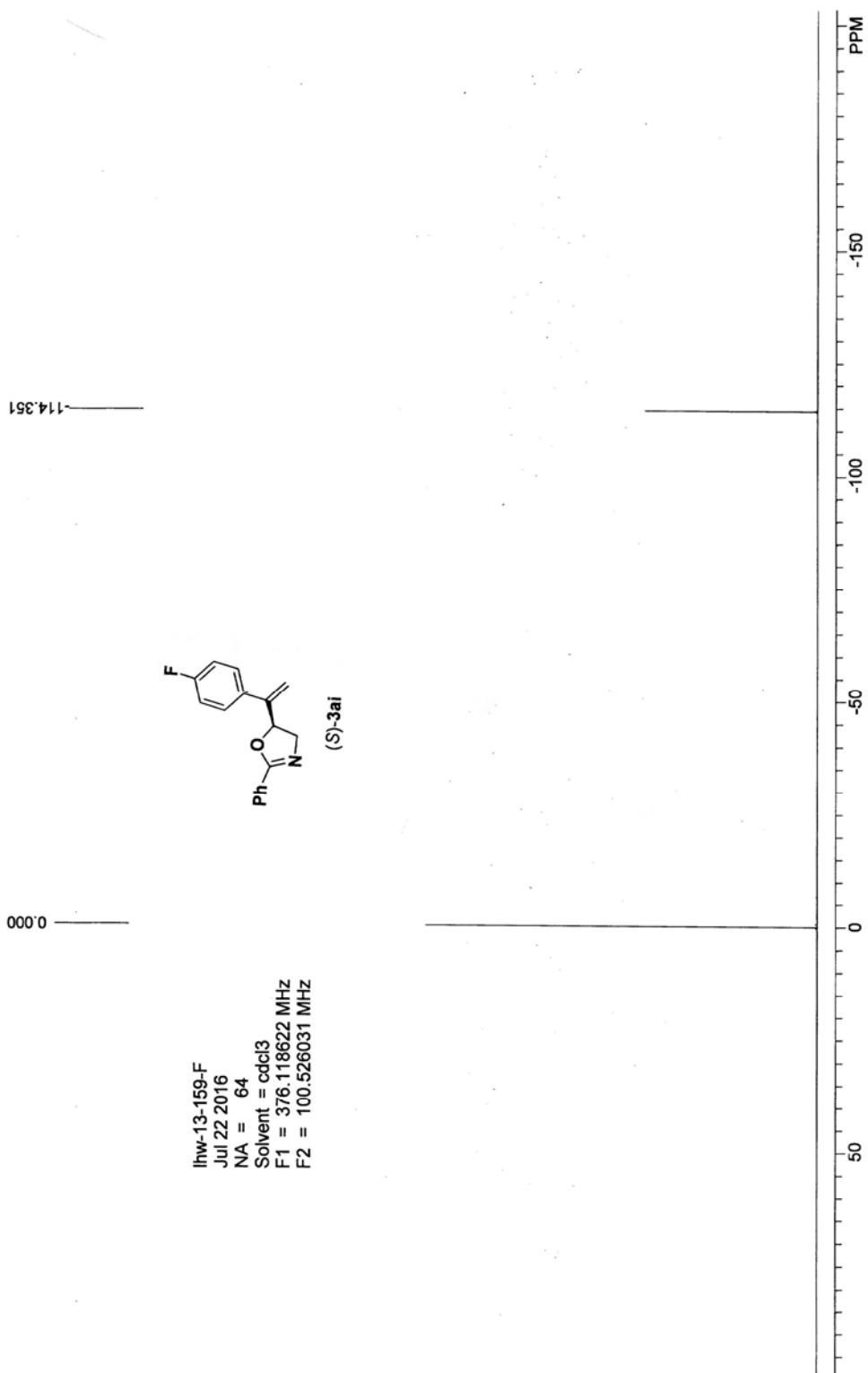


lhw-13-159-H
Jan 18 2016
NA = 4
Solvent = cdcl3
F1 = 399.749542 MHz
F2 = 100.526031 MHz



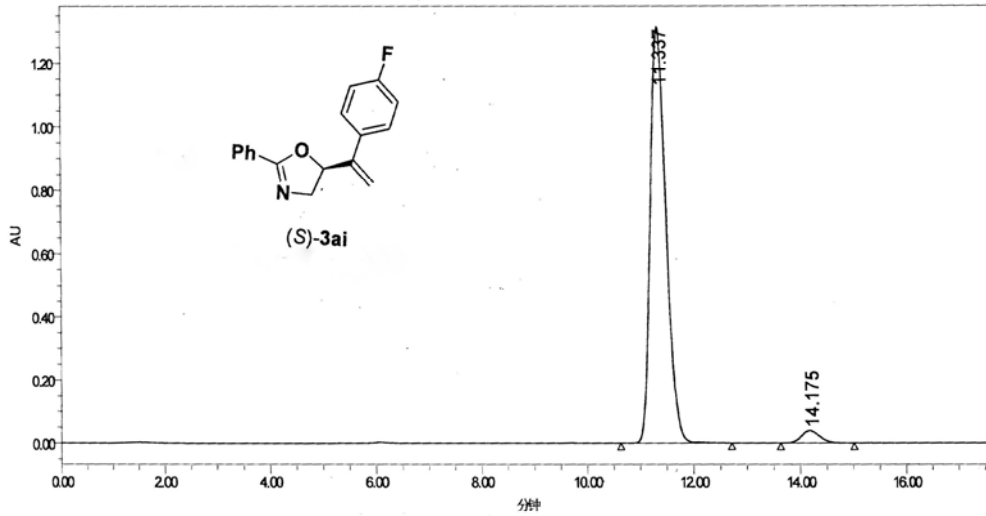
lhv-13-159-C
Jan 18 2016
NA = 2000
Solvent = cdcl3
F1 = 100.527557 MHz
F2 = 399.749146 MHz





SAMPLE INFORMATION

Sample Name:	lhw-13-159-az-h-95-5-1-214	Acquired By:	Breeze
Sample Type:	未知	Date Acquired:	2015/12/24 12:35:03 CST
Vial:	1	Acq. Method:	zgj95
Injection #:	43	Date Processed:	2015/12/24 17:08:18 CST
Injection Volume:	25.00 μ l	Channel Name:	V2489 ChA
Run Time:	30.00 Minutes	Channel Desc:	V2489 ChA.230nm
Column Type:		Sample Set Name:	

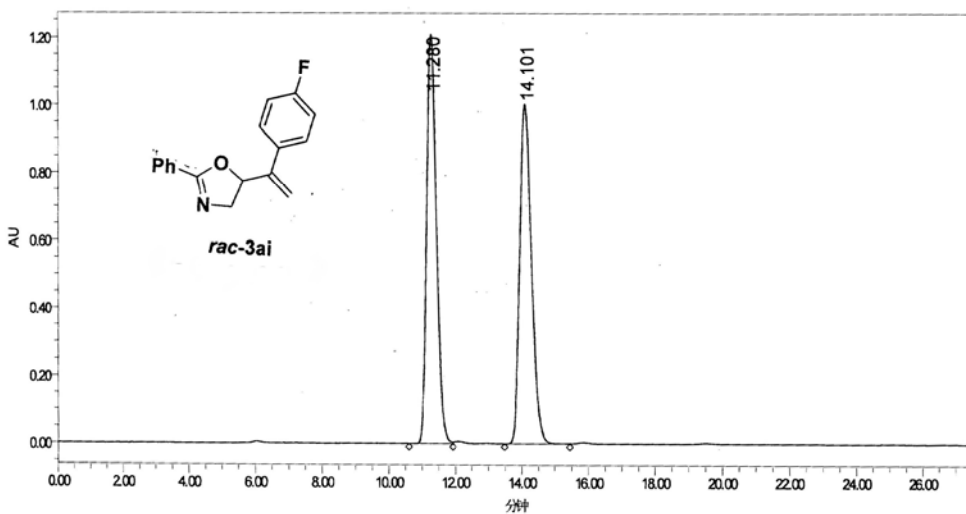


	RT (min)	Area (峰面积)	%Area	Hight (峰高)	% Hight
1	11.337	27047818	96.62	1314027	97.08
2	14.175	947170	3.36	38514	2.92

中国科学院上海有机化学研究所
 Project Name: defaults for copy
 Reported by User: Breeze user (Breeze)




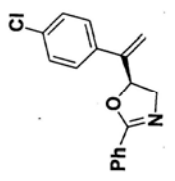
SAMPLE INFORMATION			
Sample Name:	zy-1-111-az-h95-5-1-214	Acquired By:	Breeze
Sample Type:	未知	Date Acquired:	2015/12/24 11:46:32 CST
Val:	1	Acq. Method:	zg95
Injection #:	41	Date Processed:	2015/12/24 17:08:01 CST
Injection Volume:	25.00 µl	Channel Name:	V2489 ChA
Run Time:	30.00 Minutes	Channel Desc.:	V2489 ChA.230mm
Column Type:		Sample Set Name:	



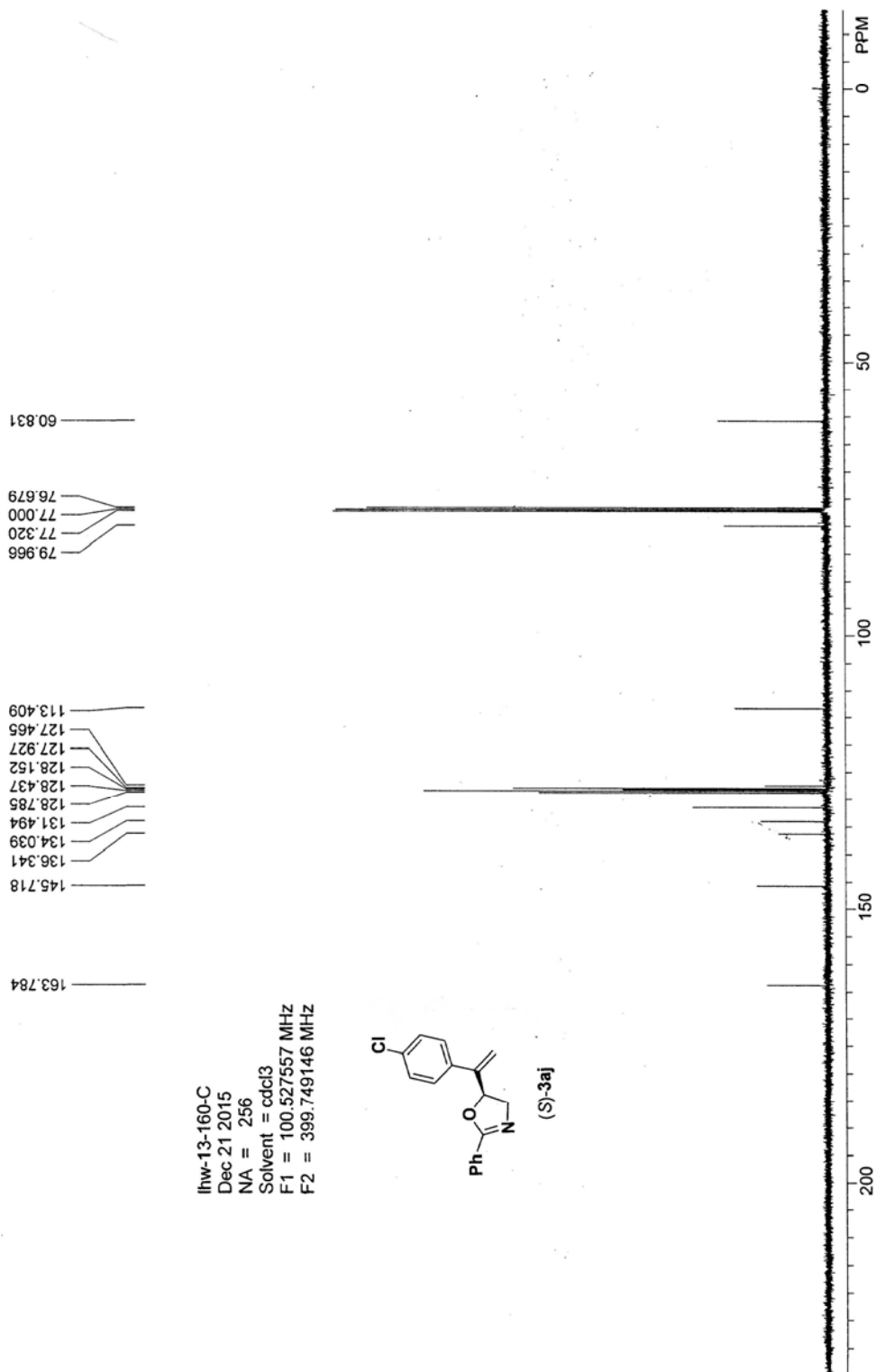
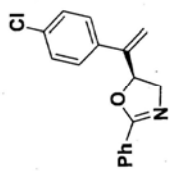
	RT (min)	Area (峰面积)	%Area	Height (峰高)	% Height
1	11.280	24408264	49.93	1210171	54.68
2	14.101	24480266	50.07	1003216	45.32

8.020
8.015
8.012
8.007
7.999
7.994
7.990
7.986
7.994
7.999
7.994
7.990
7.986
7.536
7.532
7.530
7.521
7.514
7.508
7.499
7.496
7.492
7.463
7.459
7.447
7.443
7.430
7.426
7.423
7.340
7.338
7.333
7.326
7.318
7.314
7.306
7.300
7.293
7.291
5.583
5.563
5.560
5.557
5.537
5.444
4.316
4.289
4.279
4.253
3.805
3.786
3.768
0.000

lhw-13-160-H
Dec 21 2015
NA = 4
Solvent = cdcl3
F1 = 399.749542 MHz
F2 = 100.526031 MHz

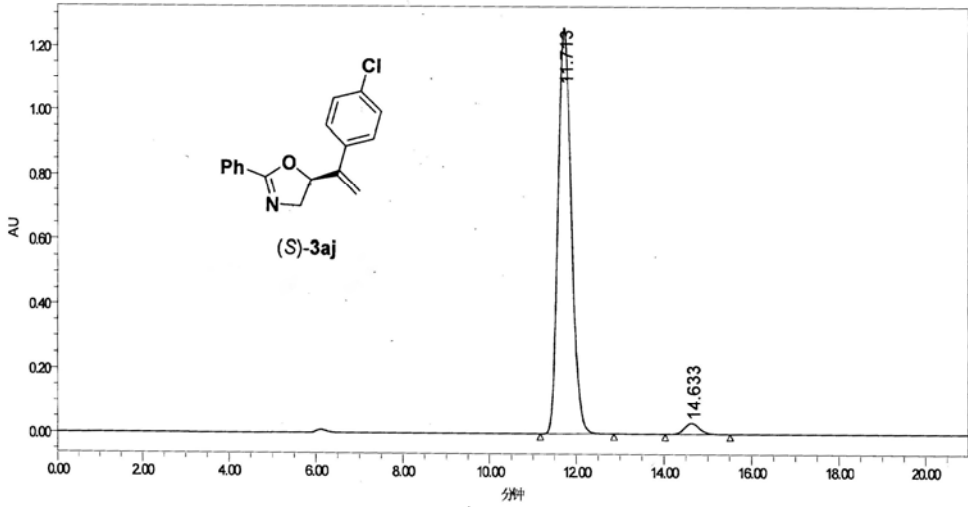


lnw-13-160-C
Dec 21 2015
NA = 256
Solvent = cdcl3
F1 = 100.527557 MHz
F2 = 399.749146 MHz



SAMPLE INFORMATION

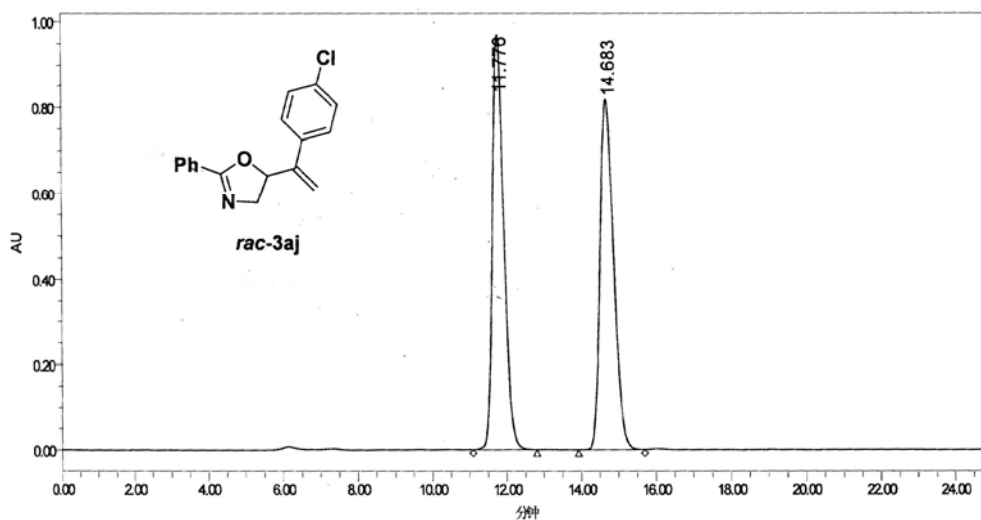
Sample Name	lhw-13-160-az-h-90-10-1-214	Acquired By	Breeze
Sample Type	未知	Date Acquired	2015/12/24 14:04:05 CST
Val:	1	Acq. Method	zg95
Injection#	46	Date Processed	2015/12/24 17:07:38 CST
Injection Volume	25.00 μ l	Channel Name	V2489 ChA
Run Time	60.00 Minutes	Channel Desc.:	V2489 ChA.230m
Column Type		Sample Set Name	



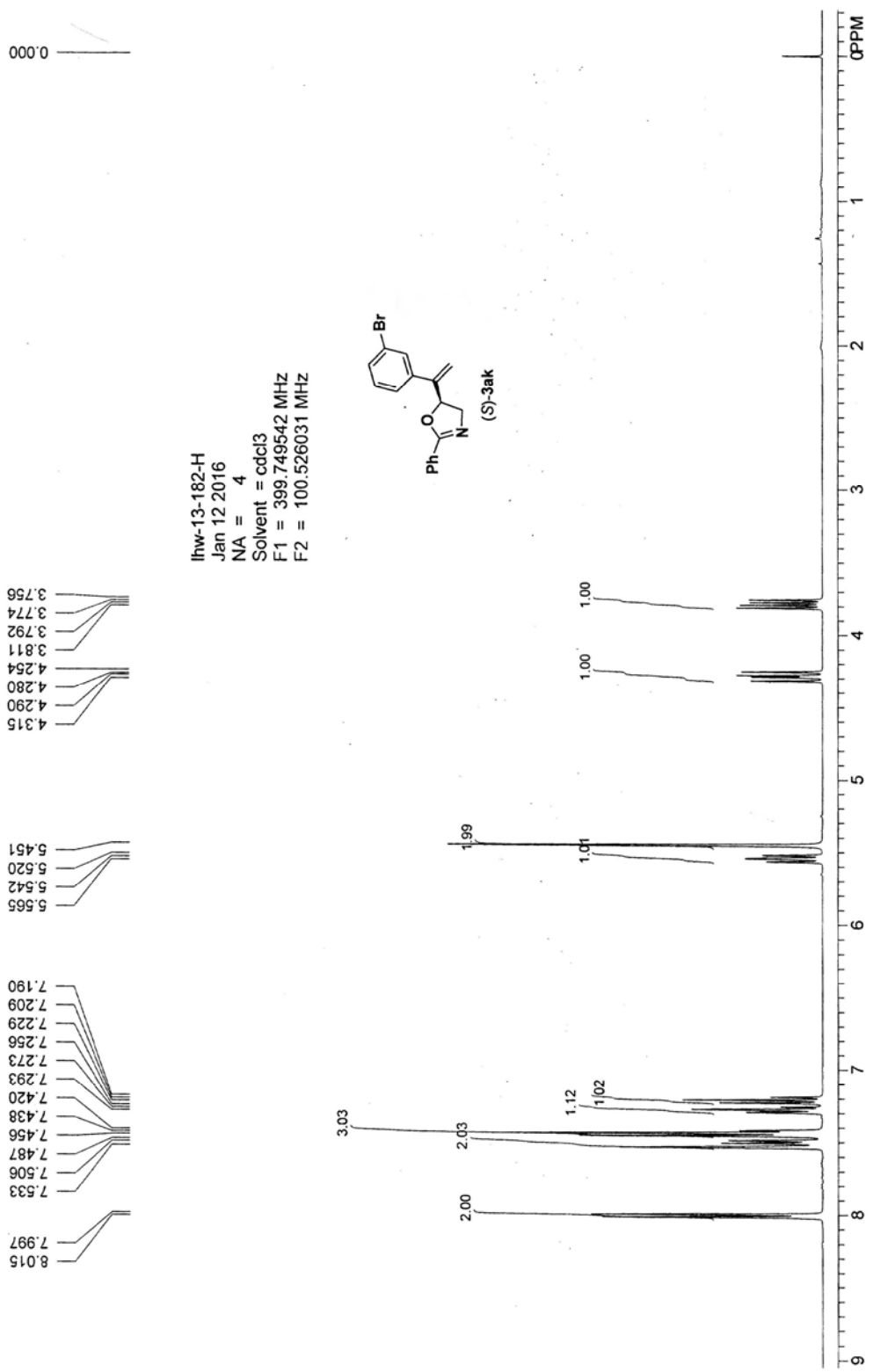
RT (min)	Area (AU*sec)	%Area	Height (AU)	% Height
11.713	27002548	96.97	1260314	97.34
14.633	844096	3.03	34407	2.66

SAMPLE INFORMATION

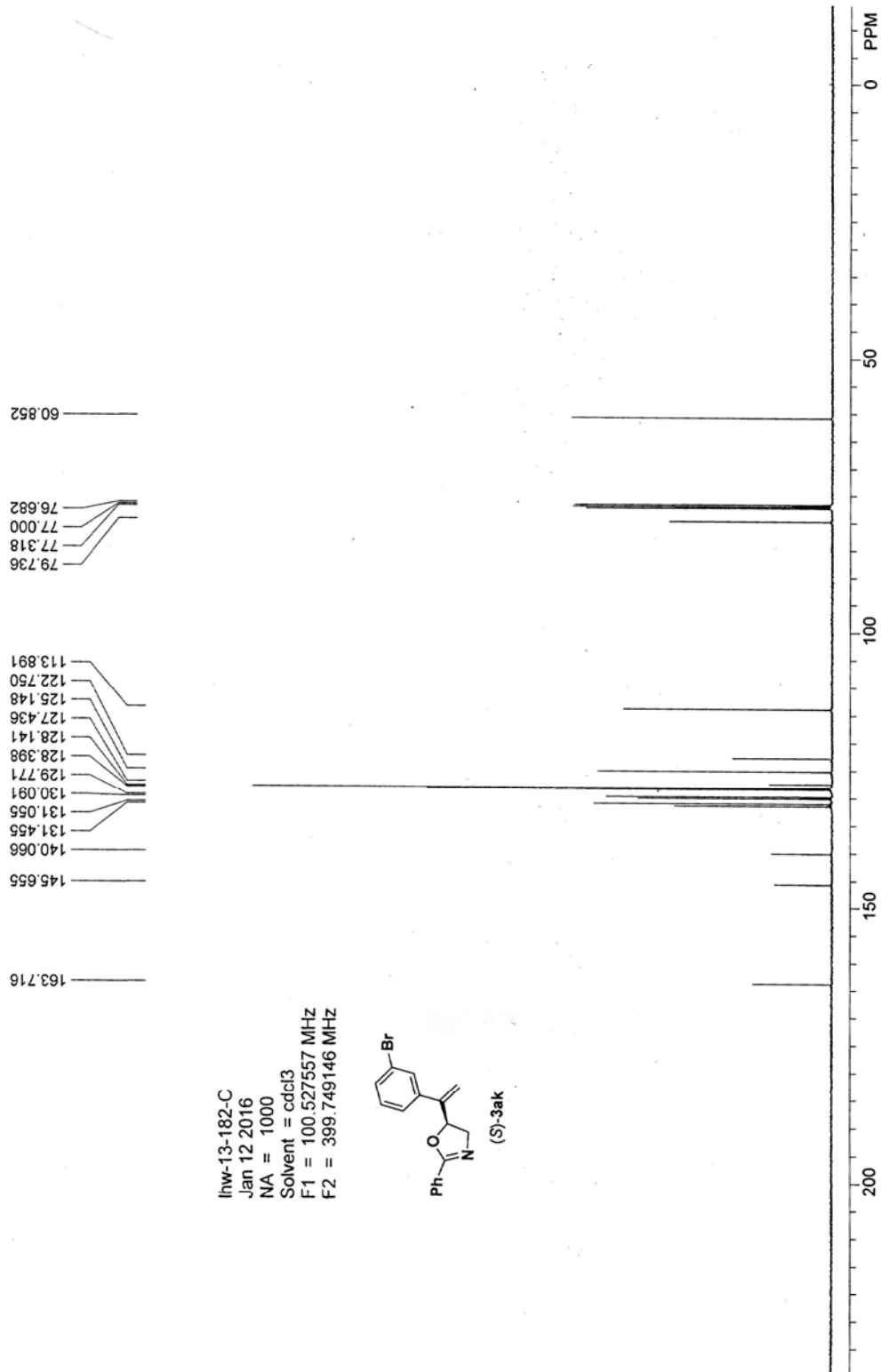
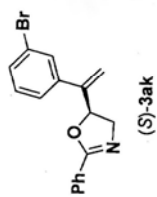
Sample Name:	zy-1-115-oz-h-90-10-1-214	Acquired By:	Breeze
Sample Type:	未知	Date Acquired:	2015/12/24 13:24:39 CST
Vial:	1	Acq. Method:	zgj95
Injection#:	45	Date Processed:	2015/12/24 17:07:20 CST
Injection Volume:	25.00 uL	Channel Name:	V02489 ChA
Run Time:	60.00 Minutes	Channel Desc.:	V02489 ChA.230nm
Column Type:		Sample Set Name:	



	RT (min)	Area (峰面积)	%Area	Height (峰高)	% Height
1	11.776	20682381	50.20	970446	54.27
2	14.683	20514516	49.80	817599	45.73



Inw-13-182-C
Jan 12 2016
NA = 1000
Solvent = cdcl3
F1 = 100.527557 MHz
F2 = 399.749146 MHz

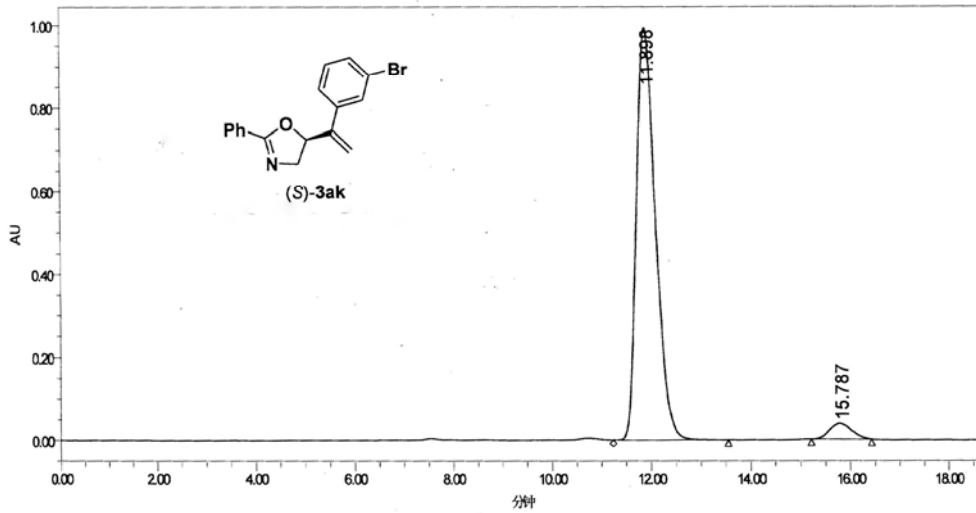


中国科学院上海有机化学研究所
 Project Name: defaults for copy
 Reported by User: Breeze user (Breeze)



SAMPLE INFORMATION

Sample Name:	lhw-13-182-oz-h80-10-1-214	Acquired By:	Breeze
Sample Type:	未知	Date Acquired:	2016/1/14 17:13:04 CST
Vial:	1	Acq. Method:	zg90
Injection #:	33	Date Processed:	2016/1/14 17:36:45 CST
Injection Volume:	25.00 u	Channel Name:	W2489 ChA
Run Time:	20.00 Minutes	Channel Desc.:	W2489 ChA.214nm
Column Type:		Sample Set Name:	

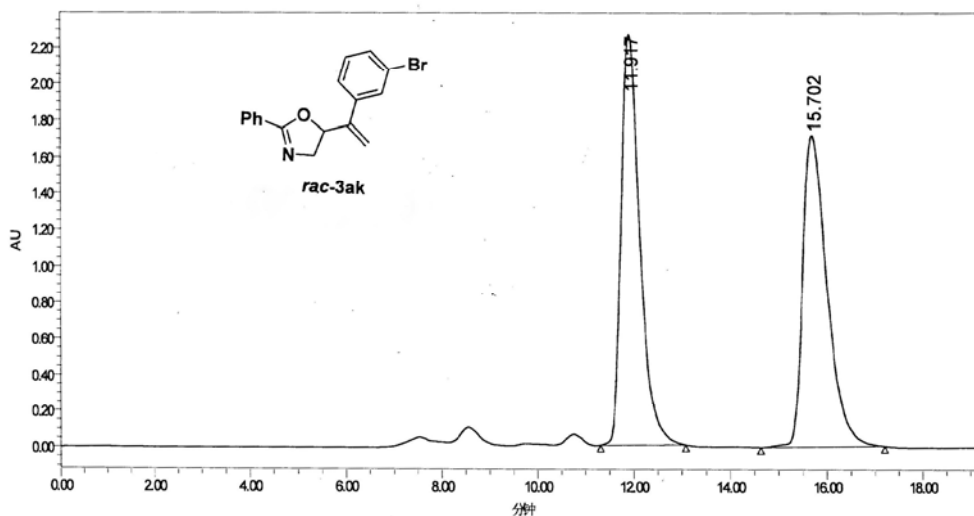


	RT (min)	Area (µsec)	%Area	Height (µ)	% Height
1	11.896	26462066	95.67	992694	95.28
2	15.787	1197488	4.33	38327	3.72

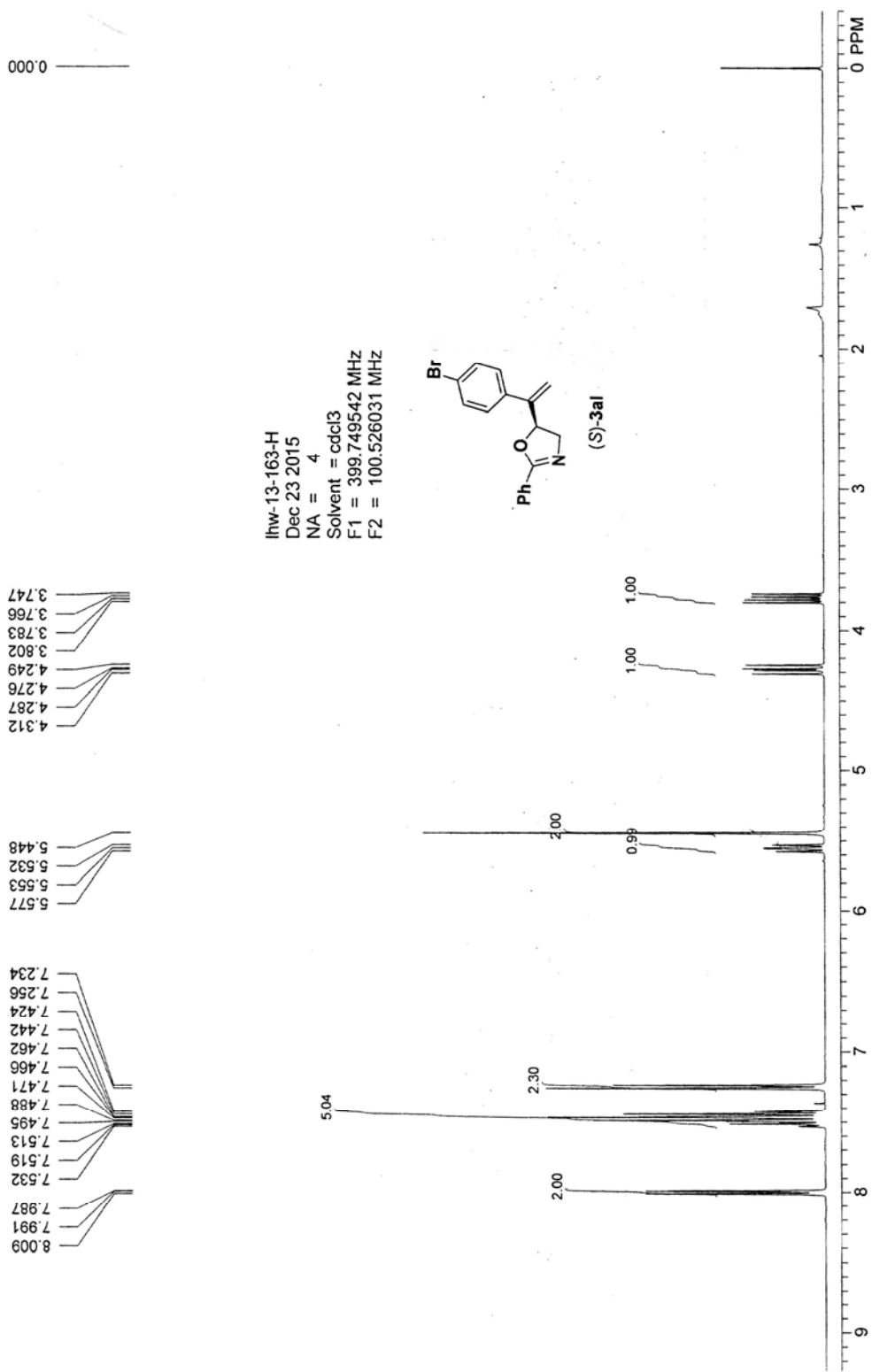
中国科学院上海有机化学研究所
 Project Name: defaults for copy
 Reported by User: Breeze user (Breeze)



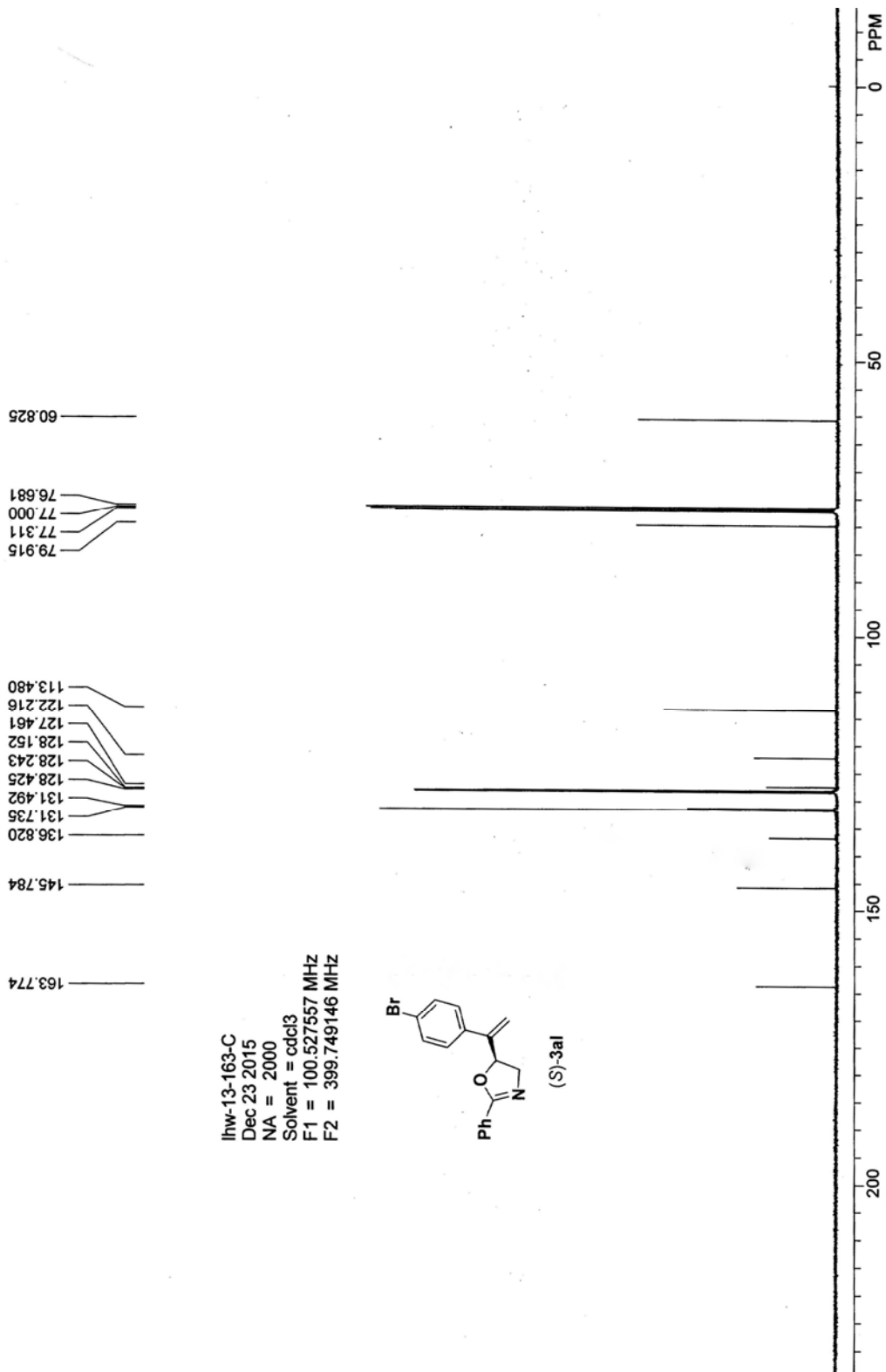
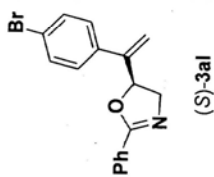
SAMPLE INFORMATION			
Sample Name:	zy-1-123-az-h-90-10-1-214	Acquired By:	Breeze
Sample Type:	未知	Date Acquired:	2016/1/14 17:53:03 CST
Vial:	1	Acq. Method:	zgj90
Injection #:	35	Date Processed:	2016/1/14 18:10:31 CST
Injection Volume:	25.00 μ l	Channel Name:	V2489 ChA
Run Time:	20.00 Minutes	Channel Desc.:	V2489 ChA.214mm
Column Type:		Sample Set Name:	



	RT (min)	Area (μ sec)	%Area	Height (μ)	% Height
1	11.917	61026939	50.36	2259922	56.84
2	15.702	60150838	49.64	1715760	43.16

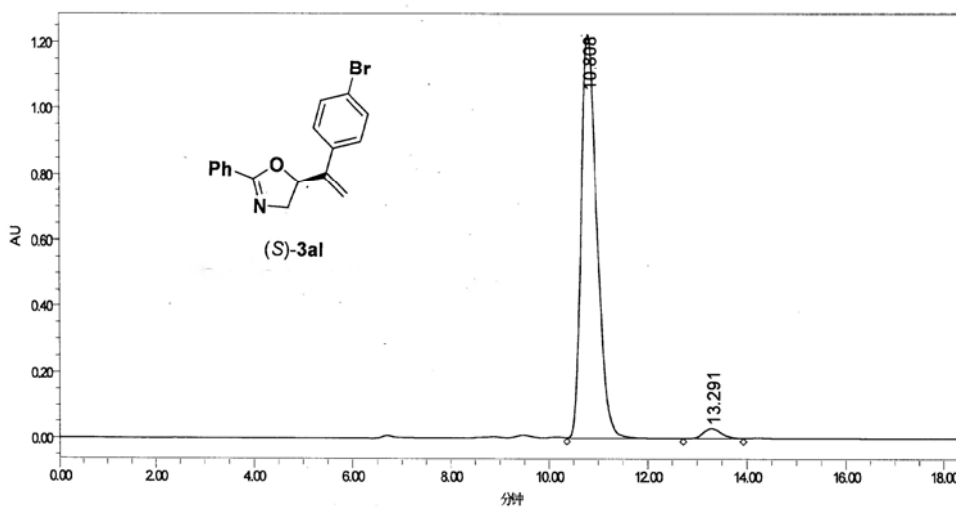


lhw-13-163-C
Dec 23 2015
NA = 2000
Solvent = cdcl3
F1 = 100.527557 MHz
F2 = 399.749146 MHz



SAMPLE INFORMATION

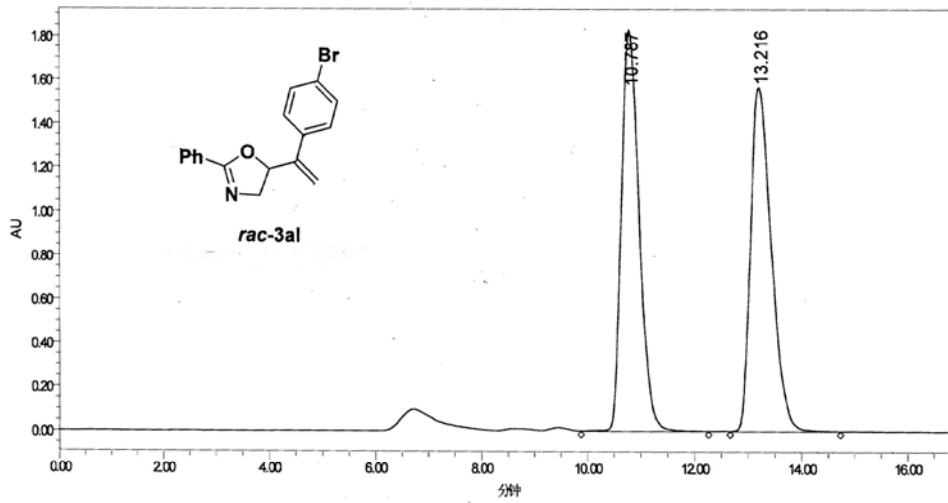
Sample Name:	lhw-13-163-oz-h-90-10-1-214	Acquired By:	Breeze
Sample Type:	未知	Date Acquired:	2016/1/6 13:25:03 CST
Vial:	1	Acq. Method:	zlg90
Injection #:	28	Date Processed:	2016/1/6 17:26:01 CST
Injection Volume:	25.00 u	Channel Name:	V02489 ChA
Run Time:	35.00 Minutes	Channel Desc.:	V02489 ChA.214nm
Column Type:		Sample Set Name:	



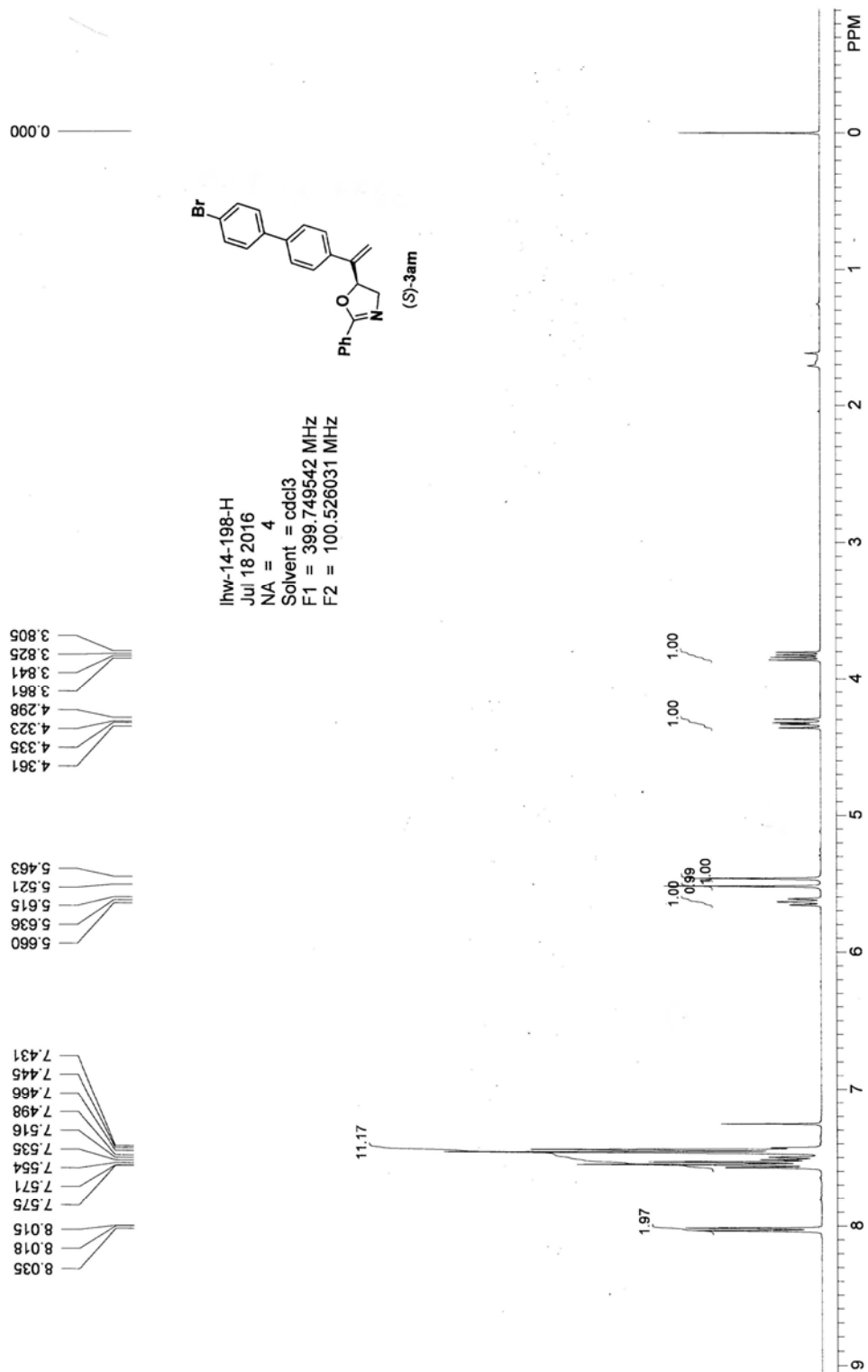
	RT (min)	Area (峰面积)	%Area	Height (峰高)	% Height
1	10.808	27190151	97.20	1224105	97.58
2	13.291	783345	2.80	30294	2.42

SAMPLE INFORMATION

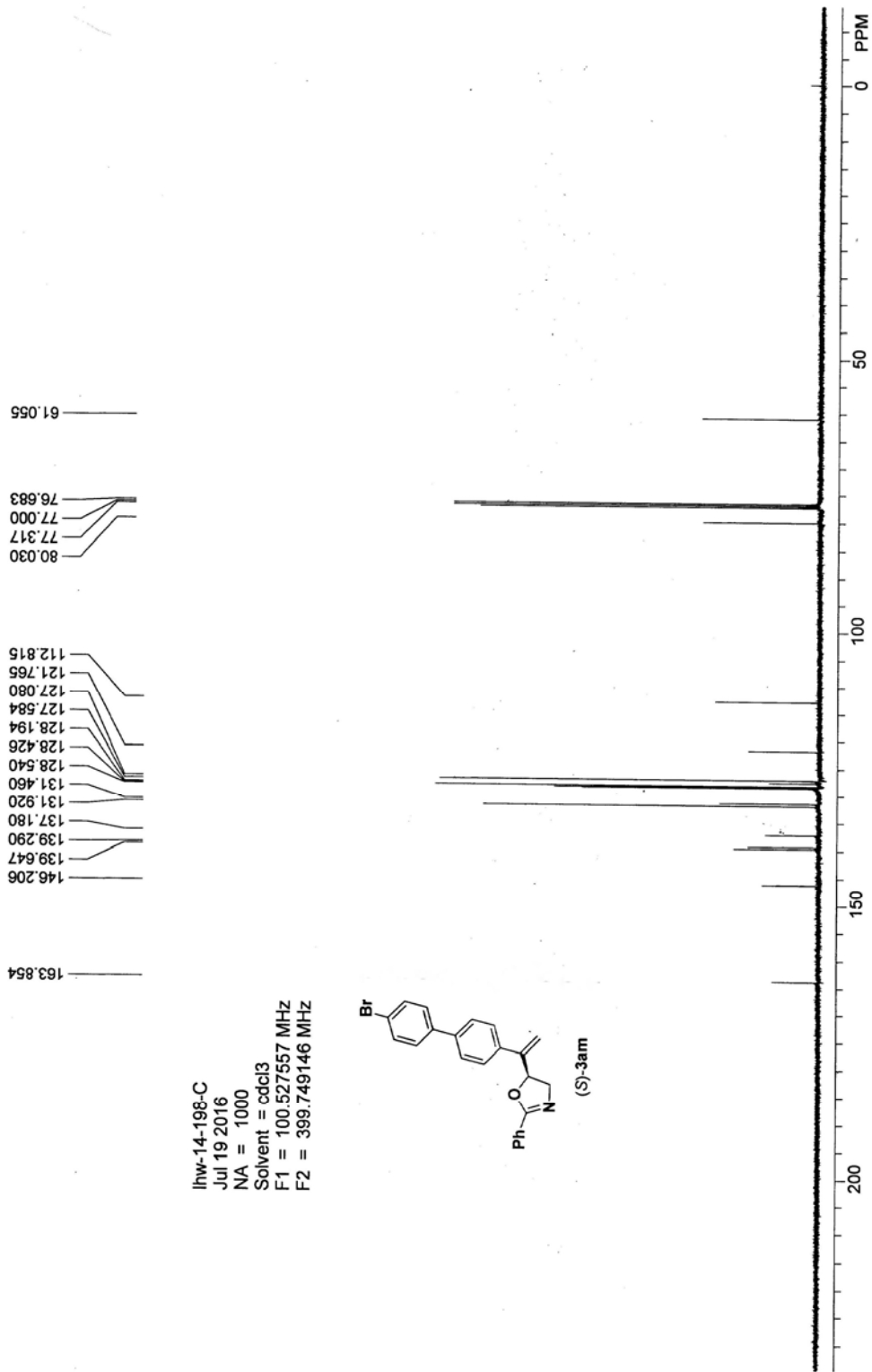
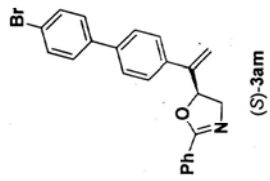
Sample Name:	zy-1-124-az-h-90-10-1-214	Acquired By:	Breeze
Sample Type:	未知	Date Acquired:	2016/1/6 13:44:38 CST
Val:	1	Acq. Method:	zg90
Injection #:	29	Date Processed:	2016/1/6 17:26:10 CST
Injection Volume:	25.00 ul	Channel Name:	V2489 ChA
Run Time:	35.00 Minutes	Channel Desc.:	V2489 ChA.214nm
Column Type:		Sample Set Name:	



	RT (min)	Area (峰面积)	%Area	Hight (峰高)	% Hight
1	10.787	42544821	50.18	1831245	53.90
2	13.216	42242802	49.82	1566207	46.10



lhw-14-196-C
Jul 19 2016
NA = 1000
Solvent = cdcl3
F1 = 100.527557 MHz
F2 = 399.749146 MHz



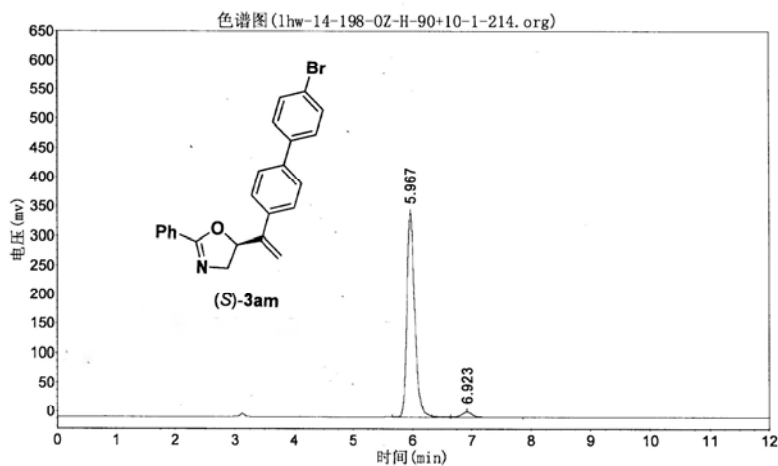
1hw-14-198

实验时间: 2016-07-18, 13:15:08

报告时间: 2016-07-18, 13:17:21

谱图文件: F:\slf\luohongwen\2016-07-18\1hw-14-198\1hw-14-198-OZ-H-90+10-1-214.org

实验内容简介:
OZ-H 90:10
214nm 1.0ml/min



分析结果表

峰号	峰名	保留时间	峰高	峰面积	含量
1		5.967	348293.844	3256140.000	96.6506
2		6.923	8937.972	112839.289	3.3494
总计			357231.815	3368979.289	100.0000

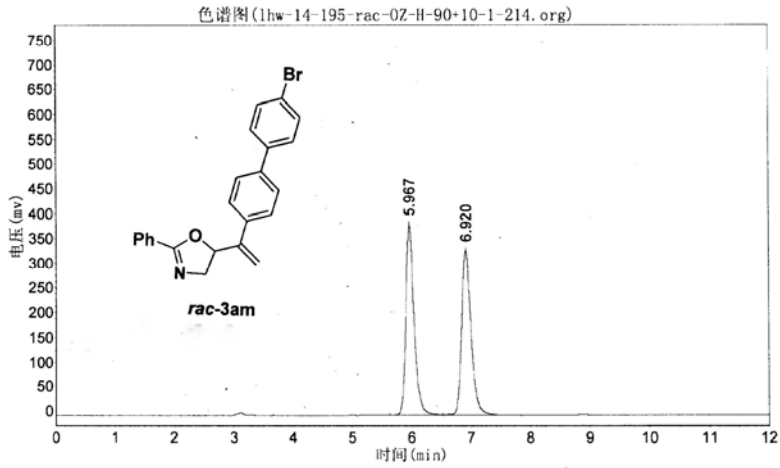
lhw-14-195-rac

实验时间: 2016-07-18, 12:40:35

报告时间: 2016-07-18, 12:42:16

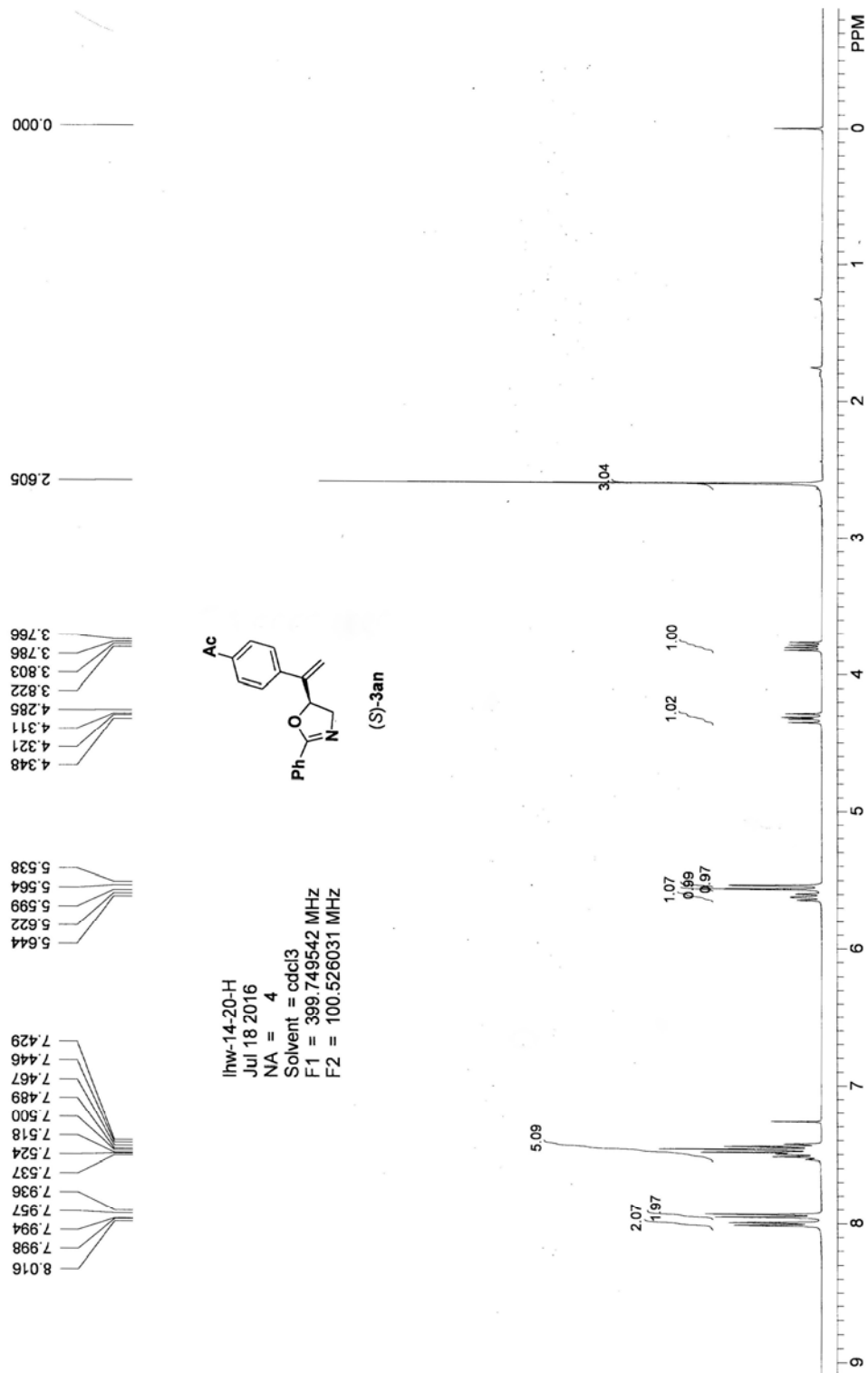
谱图文件: F:\s1f\luohongwen\2016-07-18\lhw-14-195-rac\lhw-14-195-rac-OZ-H-90+10-1-214.org

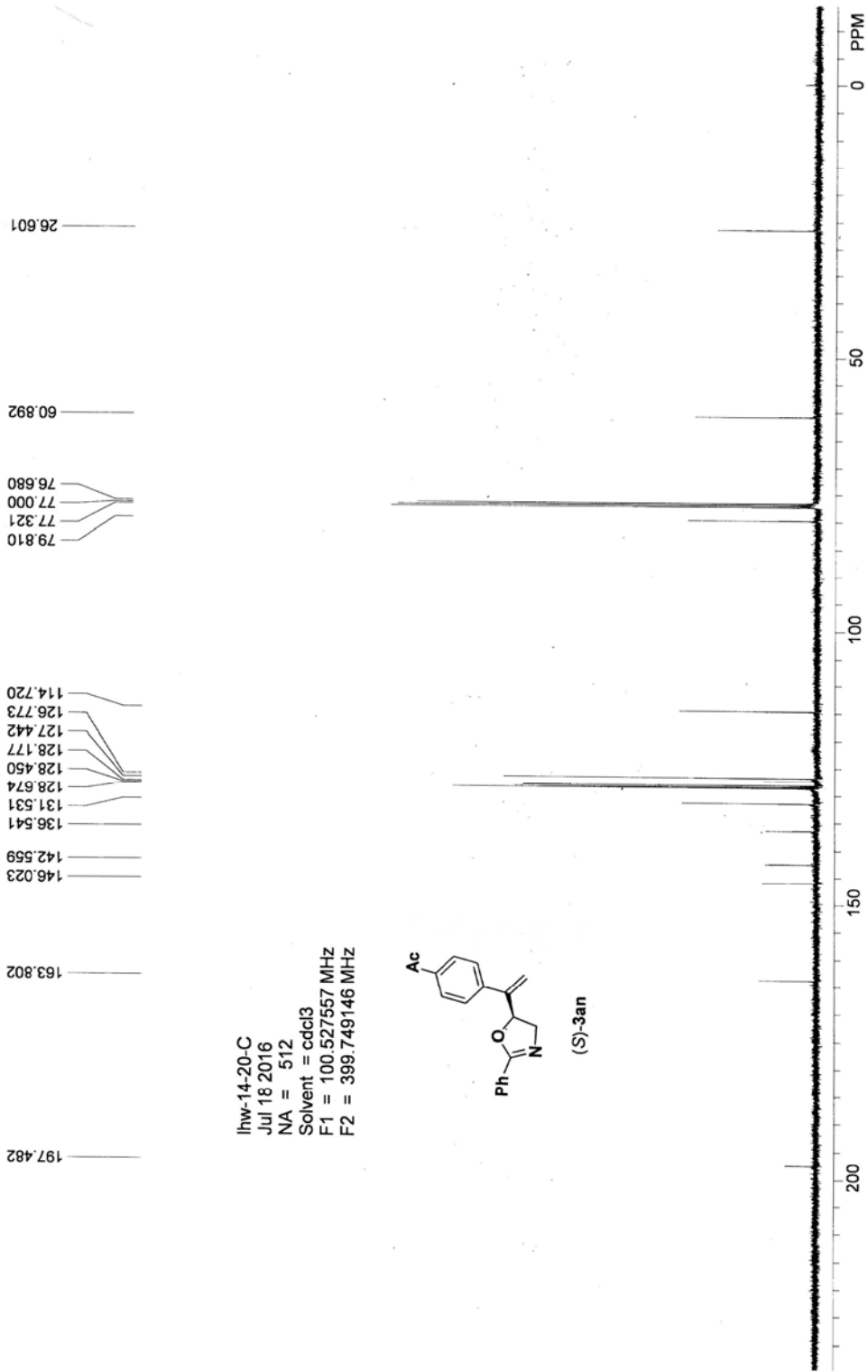
实验内容简介:
OZ-H 90:10
214nm 1.0ml/min



分析结果表

峰号	峰名	保留时间	峰高	峰面积	含量
1		5.967	385292.156	3731798.500	50.2240
2		6.920	333933.594	3698509.500	49.7760
总计			719225.750	7430308.000	100.0000





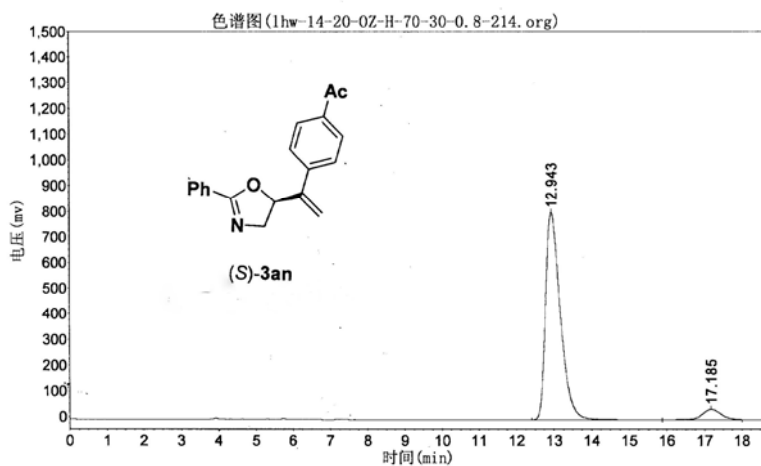
LHW-14-20-OZ-H-70-30-0.8-214

实验时间: 2016-03-18, 18:11:12

报告时间: 2016-03-18, 18:12:16

谱图文件: F:\zhuguangji\lhw\2016-03-17\lhw-14-20-OZ-H-70-30-0.8-214.org

实验内容简介:



分析结果表

峰号	峰名	保留时间	峰高	峰面积	含量
1		12.943	807325.875	21977226.000	93.8155
2		17.185	40617.402	1448788.250	6.1845
总计			847943.277	23426014.250	100.0000

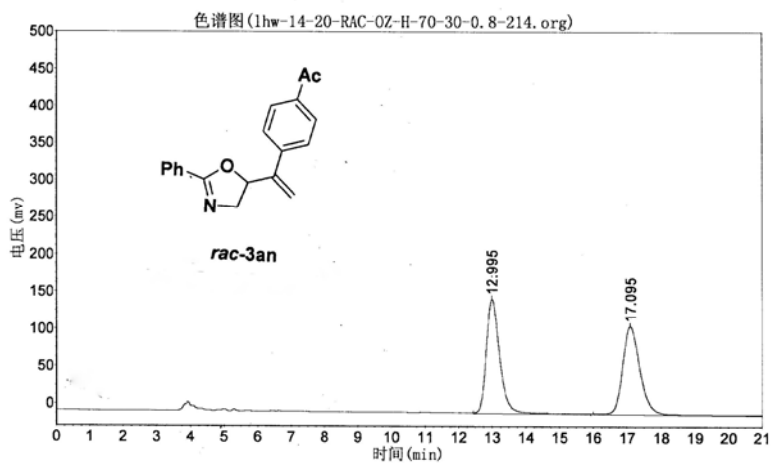
LHW-14-20-RAC-OZ-H-70-30-0.8-214

实验时间: 2016-03-18, 17:51:31

报告时间: 2016-03-18, 17:59:25

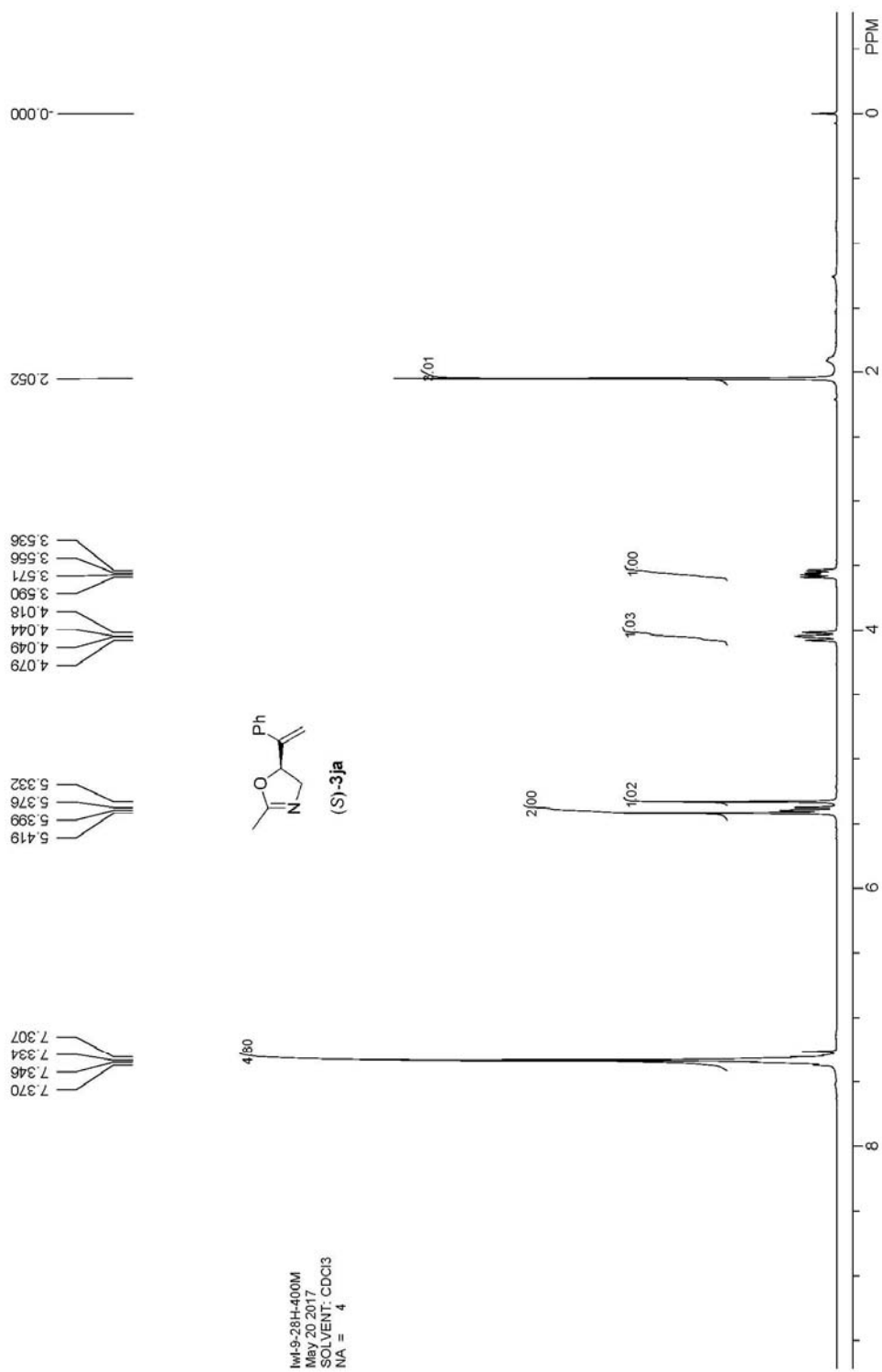
谱图文件: F:\zhuguangjiong\lhw\2016-03-17\lhw-14-20-RAC-OZ-H-70-30-0.8-214.org

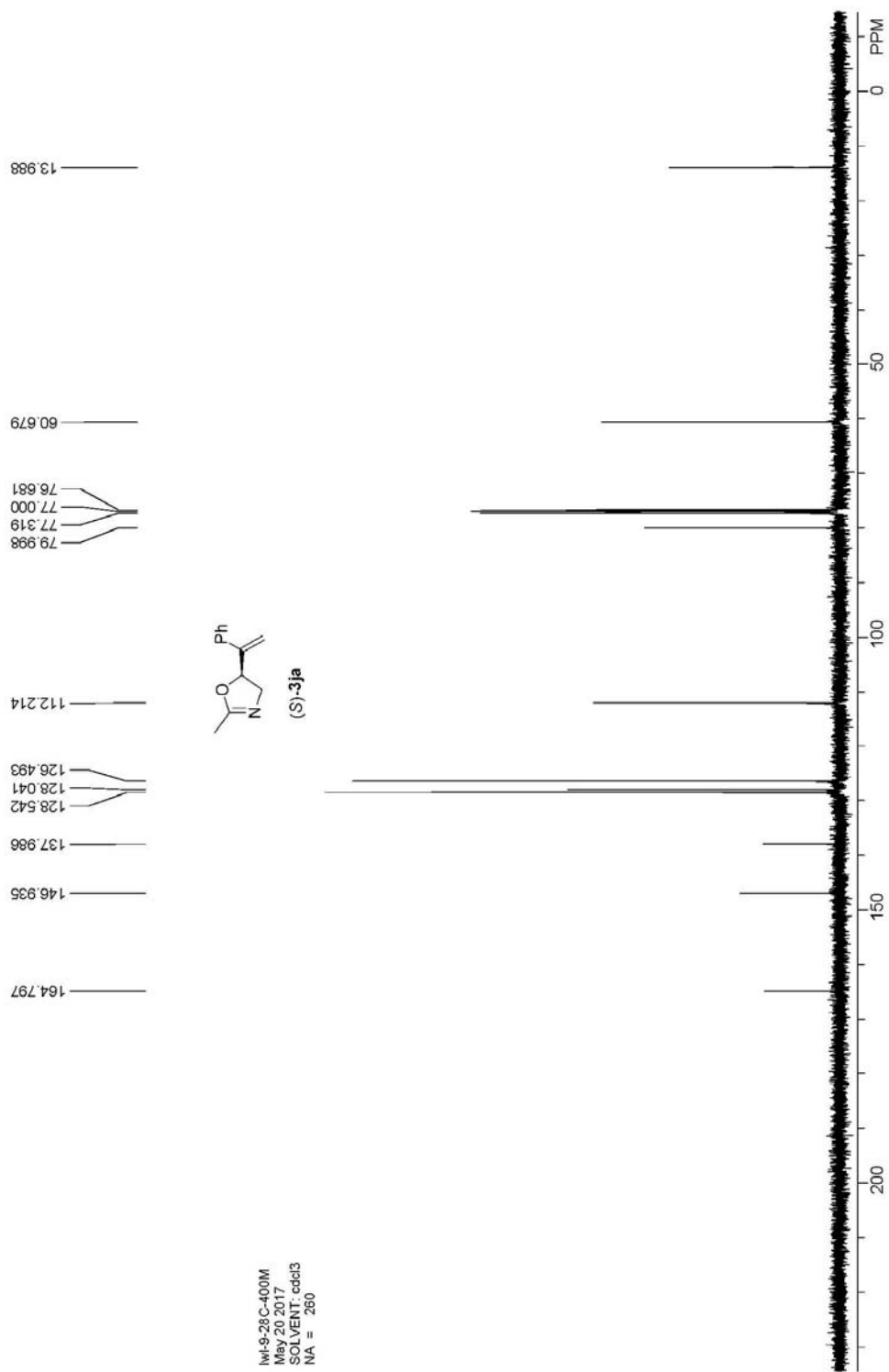
实验内容简介:



分析结果表

峰号	峰名	保留时间	峰高	峰面积	含量
1		12.995	152752.203	4212635.500	50.1037
2		17.095	117331.641	4195202.000	49.8963
总计			270083.844	8407837.500	100.0000





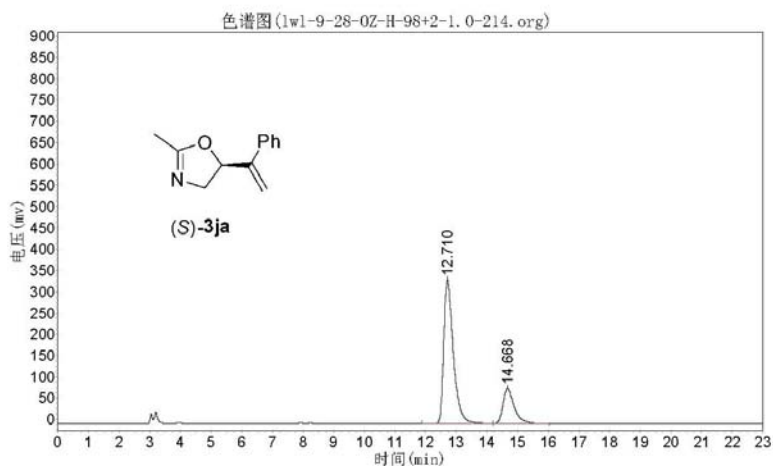
1w1-9-28

实验时间: 2017-03-31, 16:02:30

报告时间: 2017-03-31, 16:03:45

谱图文件: F:\slf\lw1\2017-03-31\lw1-9-28\新建文件夹\lw1-9-28-OZ-H-98+2-1.0-214.org

实验内容简介:
OZ-H 98:2
214nm 1.0ml/min



分析结果表

峰号	峰名	保留时间	峰高	峰面积	含量
1		12.710	336314.750	7253600.000	78.1341
2		14.668	81636.531	2029926.375	21.8659
总计			417951.281	9283526.375	100.0000

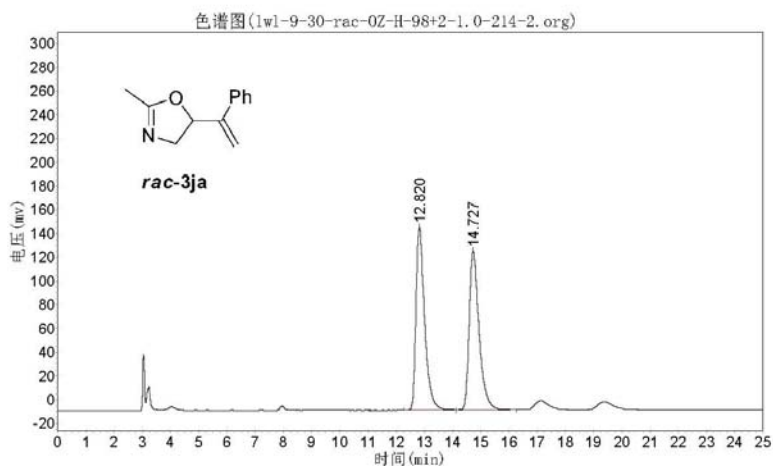
1w1-9-30-rac

实验时间: 2017-03-31, 15:14:08

报告时间: 2017-03-31, 15:24:06

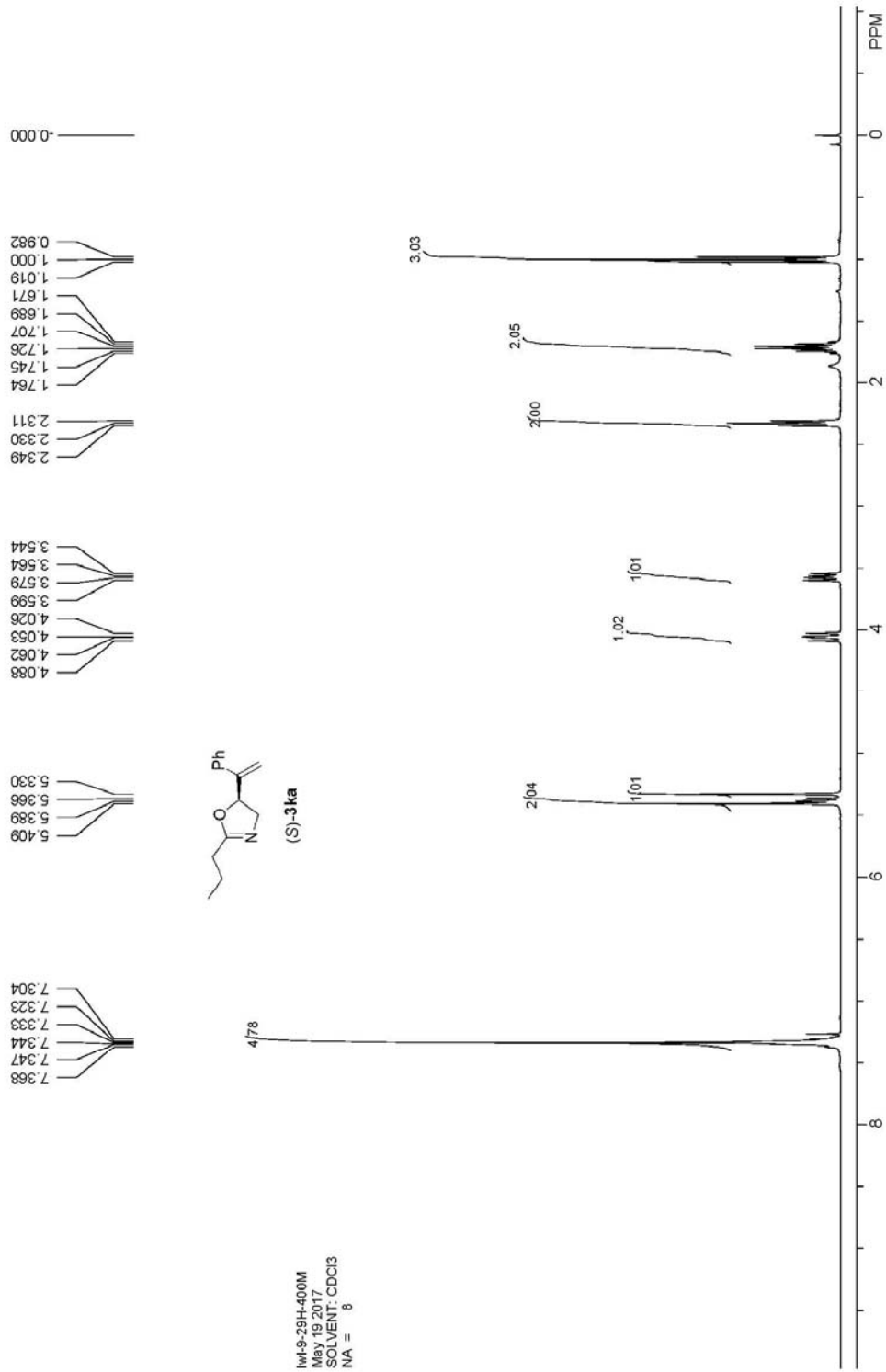
谱图文件: F:\sif\1w1\2017-03-31\1w1-9-30-rac\1w1-9-30-rac-OZ-H-98+2-1.0-214-2.org


实验内容简介:
OZ-H 98:2
214nm 1.0ml/min



分析结果表

峰号	峰名	保留时间	峰高	峰面积	含量
1		12.820	154141.719	3280217.500	50.1779
2		14.727	133832.453	3256964.250	49.8221
总计			287974.172	6537181.750	100.0000





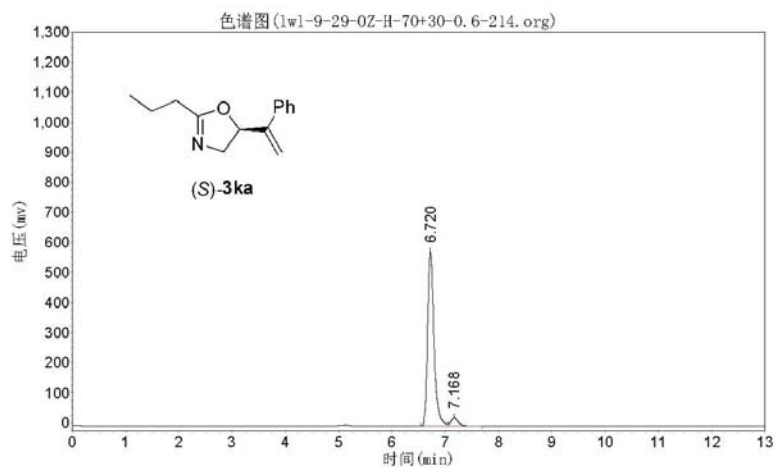
1w1-9-29

实验时间: 2017-03-31, 10:41:58

报告时间: 2017-03-31, 10:44:16

谱图文件: F:\slf\lw1\2017-03-31\lw1-9-29\新建文件夹\lw1-9-29-OZ-H-70+30-0.6-214.org

实验内容简介:
OZ-H 70:30
214nm 0.6ml/min



分析结果表

峰号	峰名	保留时间	峰高	峰面积	含量
1		6.720	580200.188	4842645.000	94.6355
2		7.168	28172.840	274507.344	5.3645
总计			608373.027	5117152.344	100.0000

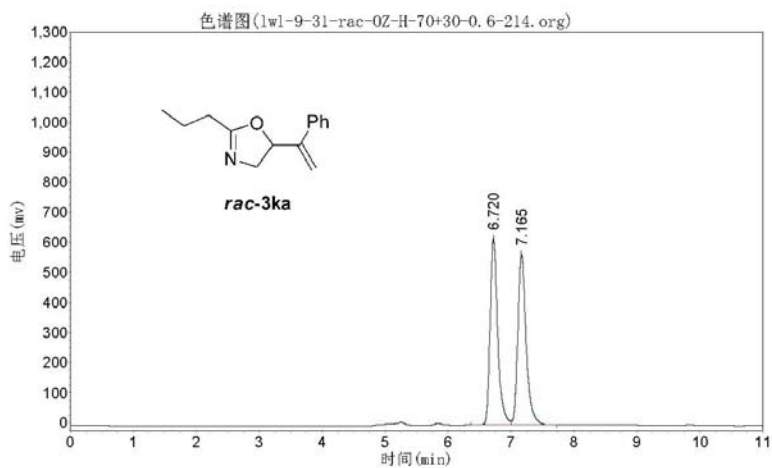
LWL-9-31-RAC

实验时间: 2017-03-31, 10:16:26

报告时间: 2017-03-31, 10:18:58

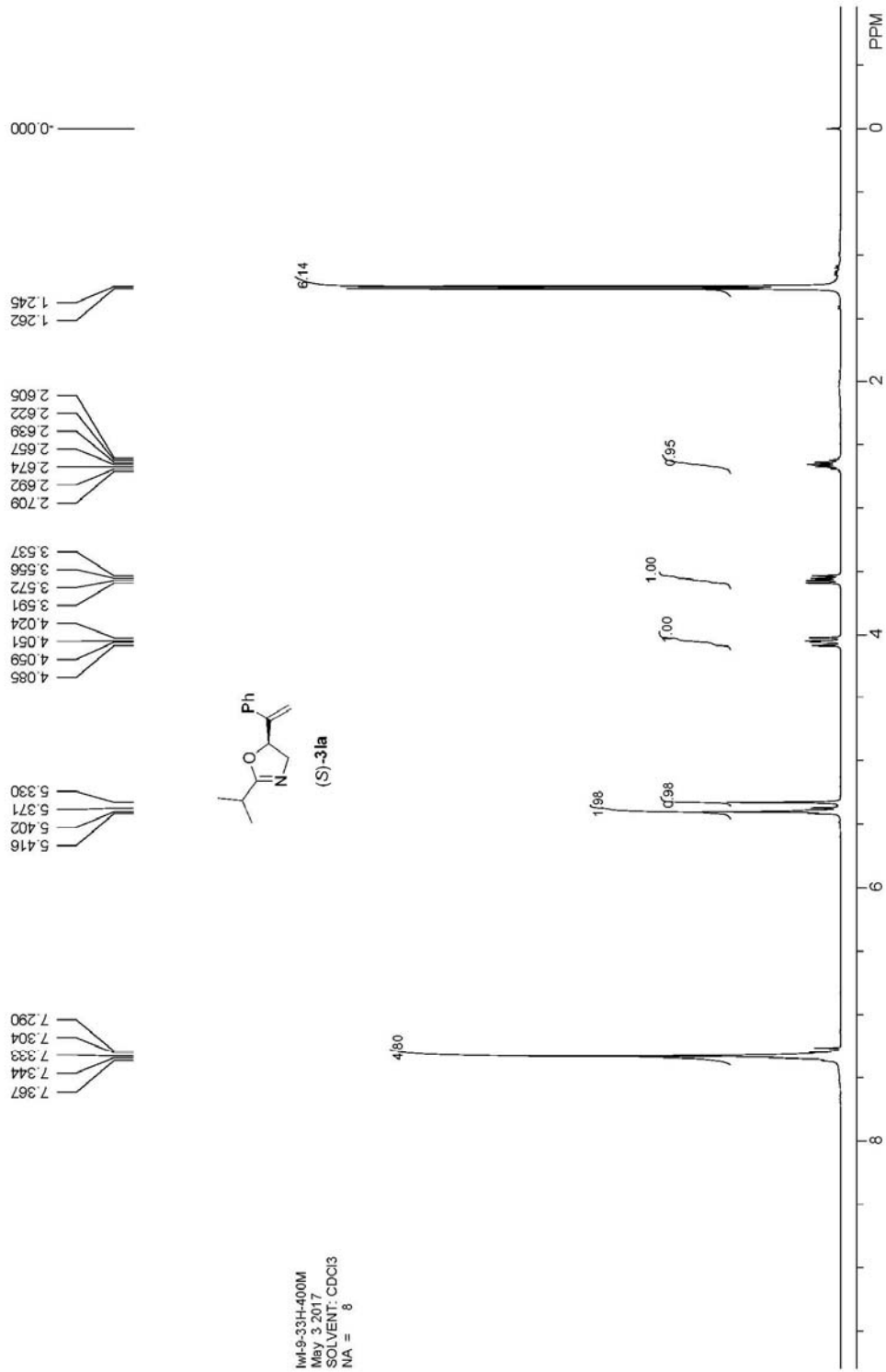
谱图文件: F:\slf\lwl\2017-03-31\lwl-9-31-rac\lwl-9-31-rac-OZ-H-70+30-0.6-214.org

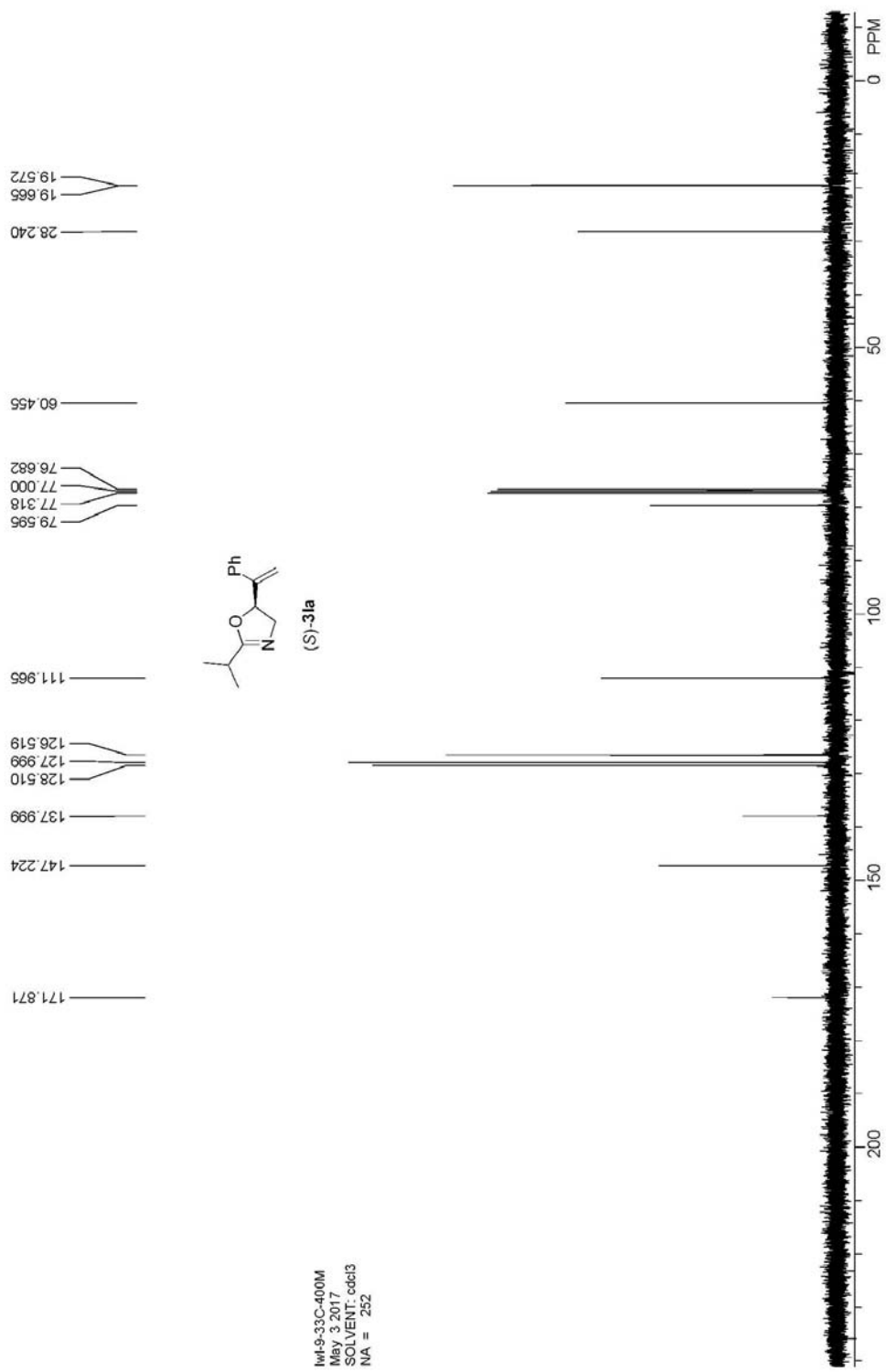
实验内容简介:
OZ-H 70:30
214nm 0.6ml/min



分析结果表

峰号	峰名	保留时间	峰高	峰面积	含量
1		6.720	619916.875	5211762.000	49.9211
2		7.165	568121.063	5228229.000	50.0789
总计			1188037.938	10439991.000	100.0000





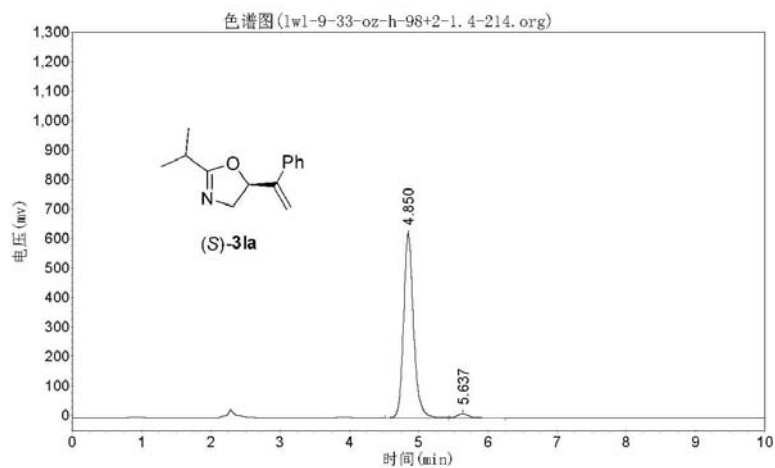
1w1-9-33

实验时间: 2017-04-05, 11:32:43

报告时间: 2017-04-05, 11:33:39

谱图文件: F:\slf\lw1\2017-04-05\lw1-9-33\新建文件夹\lw1-9-33-oz-h-98+2-1.4-214.org

实验内容简介:
OZ-H 98:2
214nm 1.0ml/min



分析结果表

峰号	峰名	保留时间	峰高	峰面积	含量
1		4.850	623545.000	6268123.500	97.3602
2		5.637	14384.115	169953.422	2.6398
总计			637929.115	6438076.922	100.0000

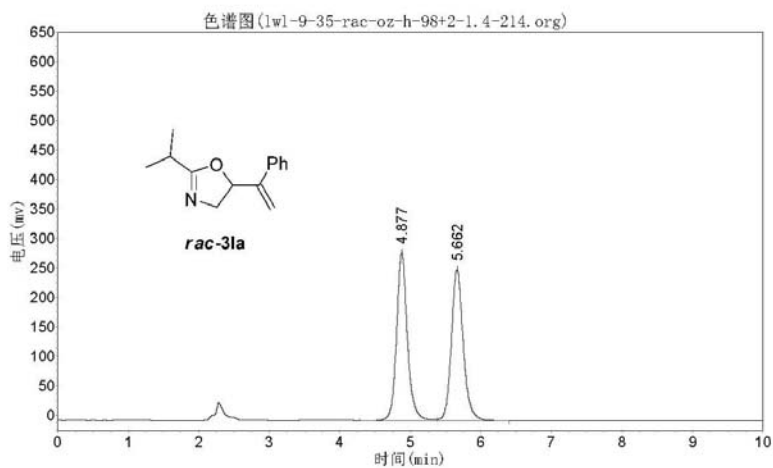
1w1-9-35-rac

实验时间: 2017-04-05, 11:09:34

报告时间: 2017-04-05, 11:12:18

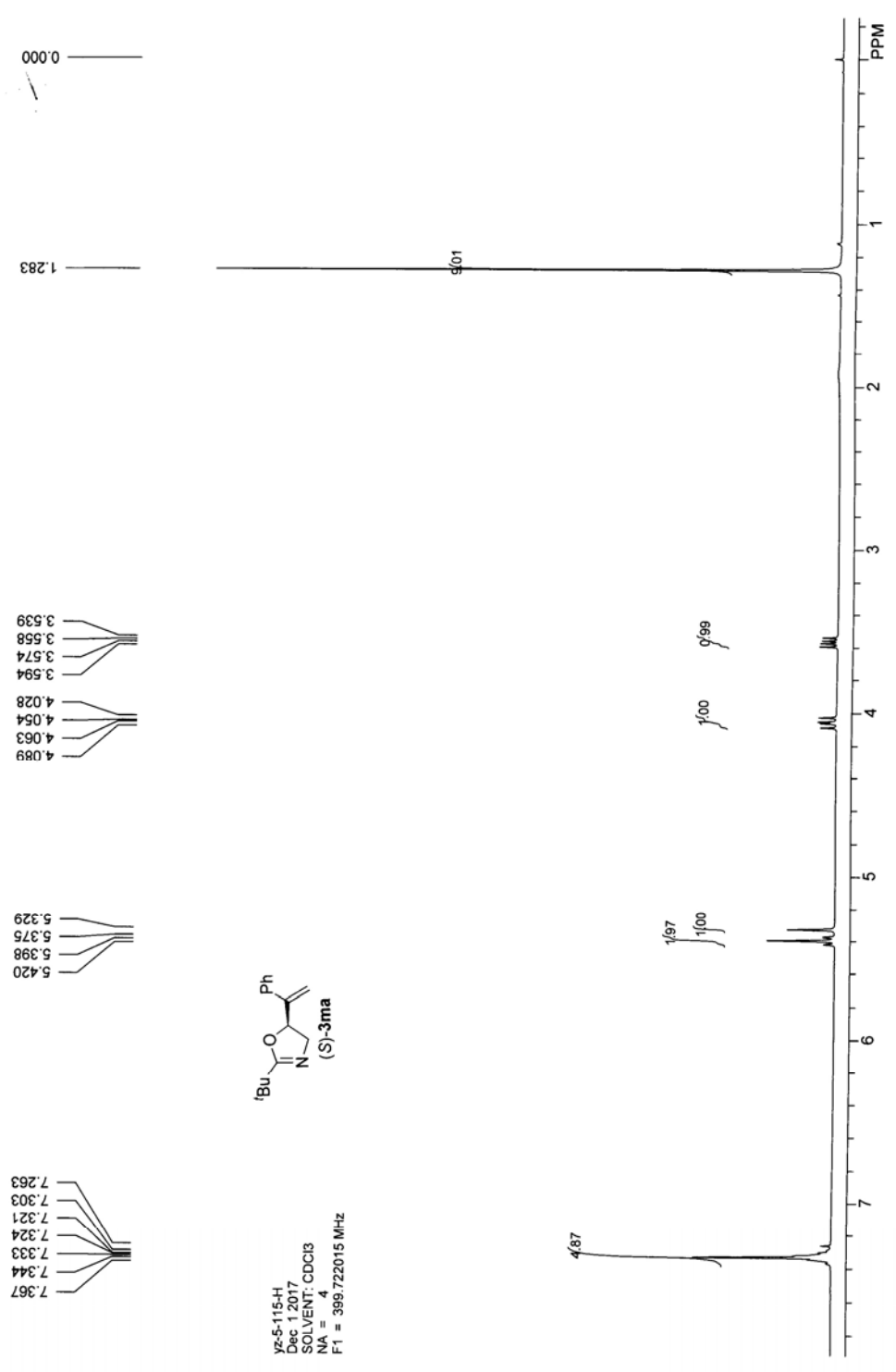
谱图文件: F:\sif\lw1\2017-04-05\1w1-9-36-rac\lw1-9-35-rac-oz-h-98+2-1.4-214.org

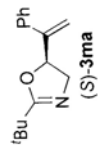
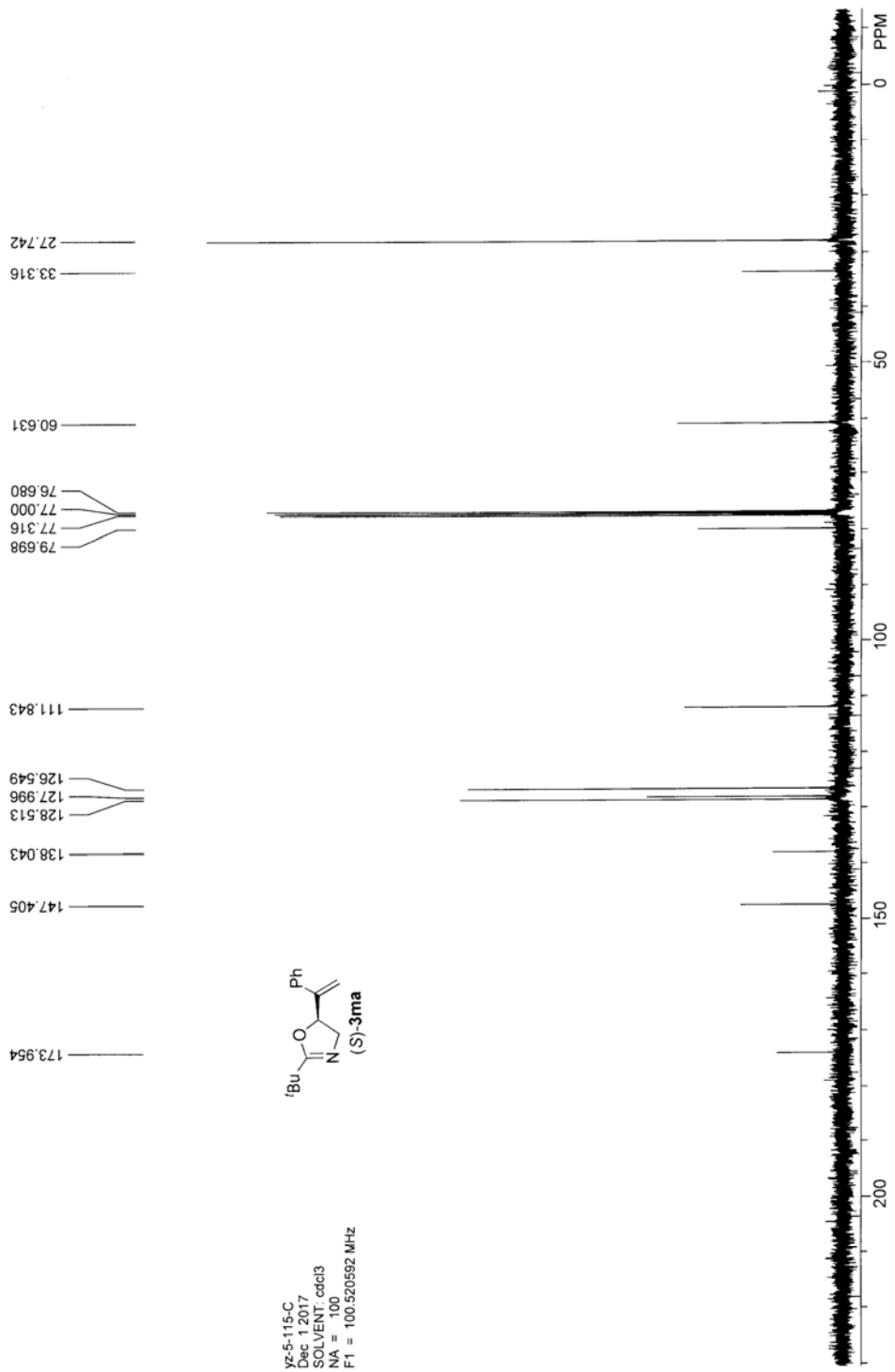
实验内容简介:
OZ-H 98:2
214nm 1.0ml/min



分析结果表

峰号	峰名	保留时间	峰高	峰面积	含量
1		4.877	284761.500	3058894.250	50.3683
2		5.662	255918.828	3014158.500	49.6317
总计			540680.328	6073052.750	100.0000

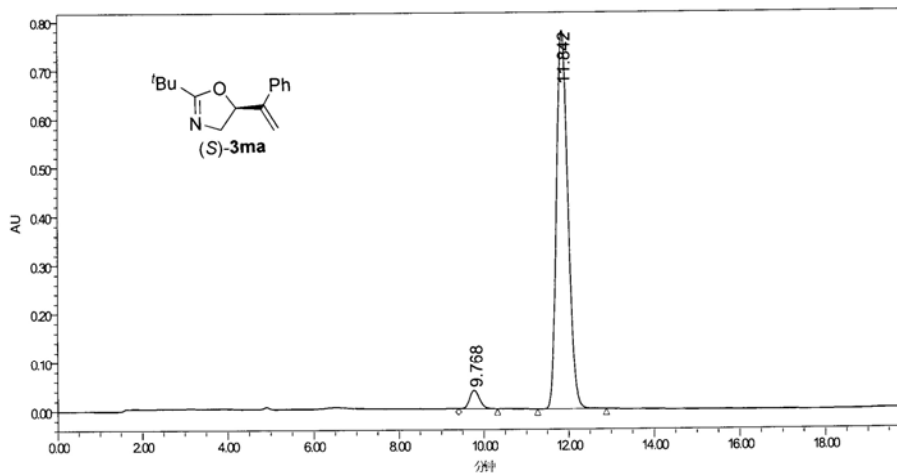




YZ-5-115-C
 Dec 1 2017
 SOLVENT: cdcl3
 NA = 100
 F1 = 100.520592 MHz

SAMPLE INFORMATION

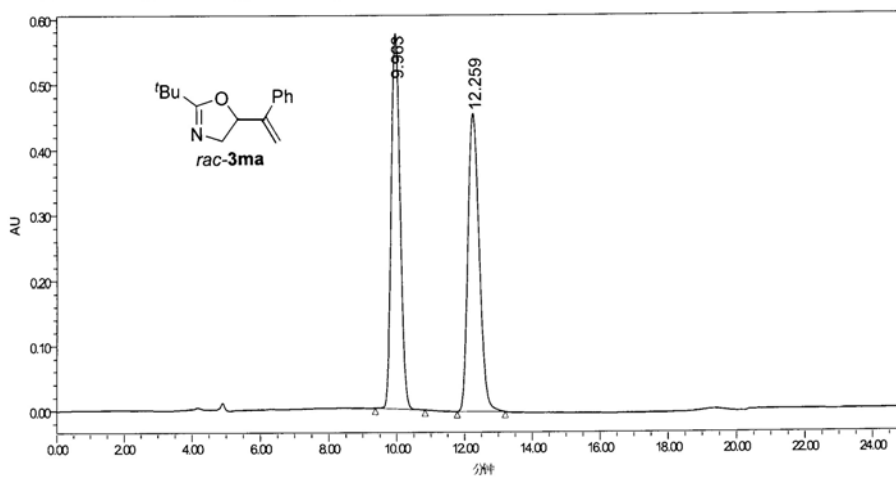
Sample Name	yz-5-115-adh-100-1-1-214	Acquired By:	Breeze
Sample Type	标准	Date Acquired	2017/11/30 15:04:35 CST
Val:	999	Acq. Method	zg1001
Injection #	91	Date Processed	2017/12/1 16:17:03 CST
Injection Volume	10.00 u	Channel Name	W2489 ChA
Run Time	25.00 Minutes	Channel Desc.:	W2489 ChA.214mm
Column Type		Sample Set Name	



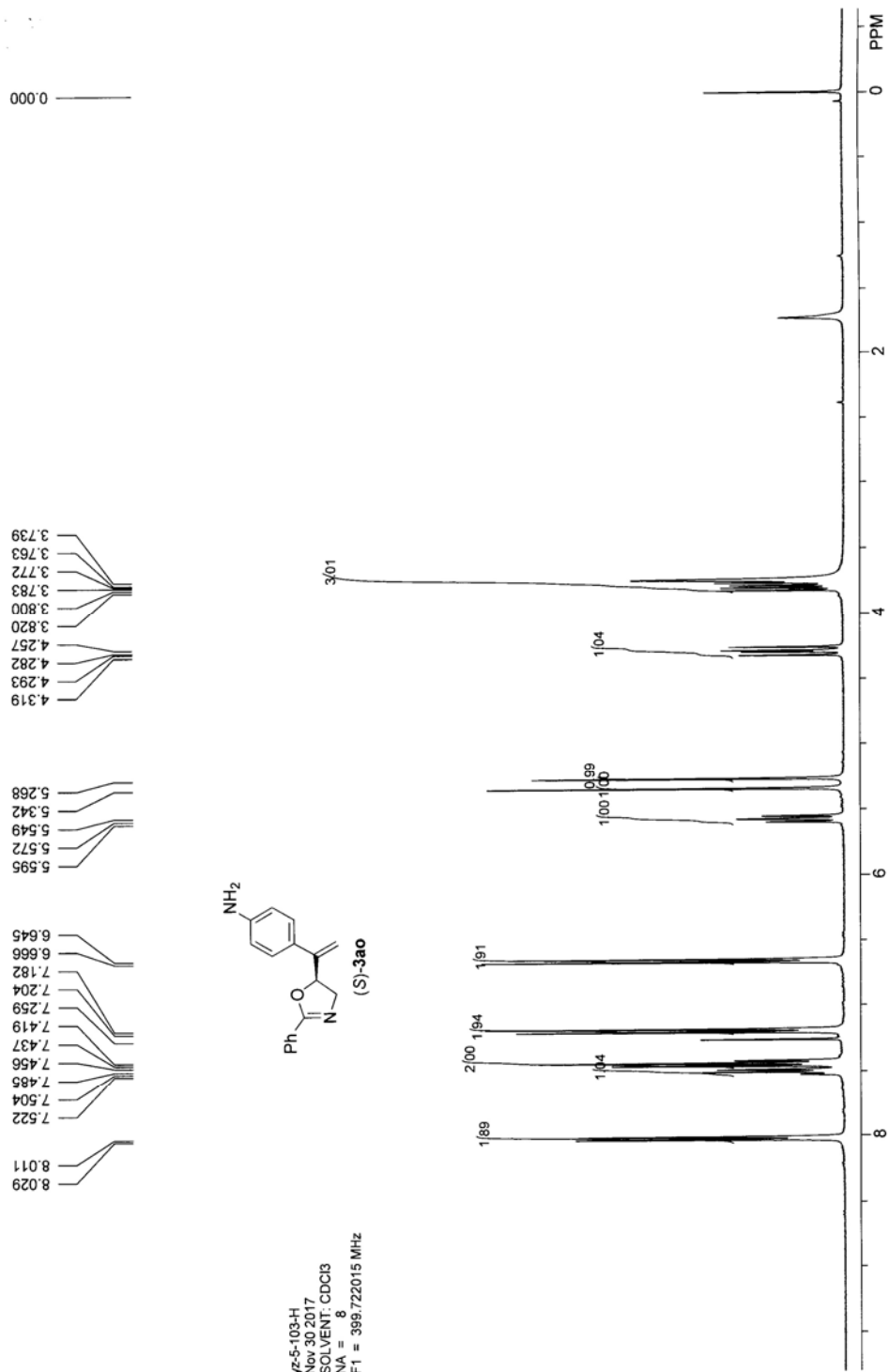
	RT (min)	Area (10 ⁴ sec)	%Area	Height (10 ⁴)	% Height
1	9.768	614788	4.04	37688	4.62
2	11.842	14587240	95.96	778268	95.38

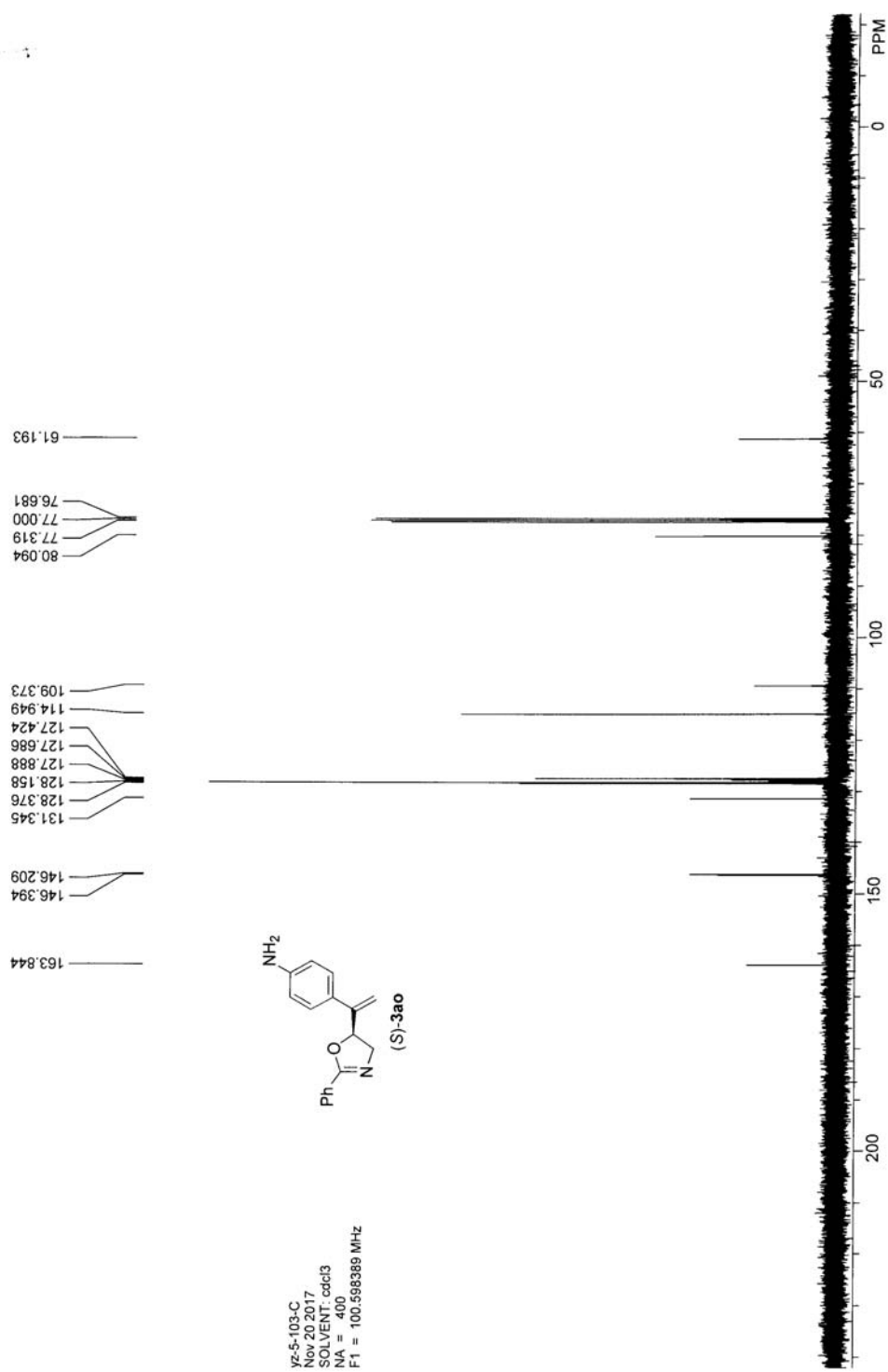
SAMPLE INFORMATION

Sample Name:	yz-5-123-edh-100-1-1-214	Acquired By:	Breeze
Sample Type:	未知	Date Acquired:	2017/11/30 15:25:07 CST
Val:	999	Acq. Method:	zgj001
Injection#:	92	Date Processed:	2017/12/1 16:16:15 CST
Injection Volume:	10.00 uL	Channel Name:	W2489 ChA
Run Time:	25.00 Minutes	Channel Desc.:	W2489 ChA.214mm
Column Type:		Sample Set Name:	



	RT (min)	Area (#sec)	%Area	Height (#)	% Height
1	9.963	10609472	49.68	574233	55.68
2	12.259	10643546	50.32	456918	44.31



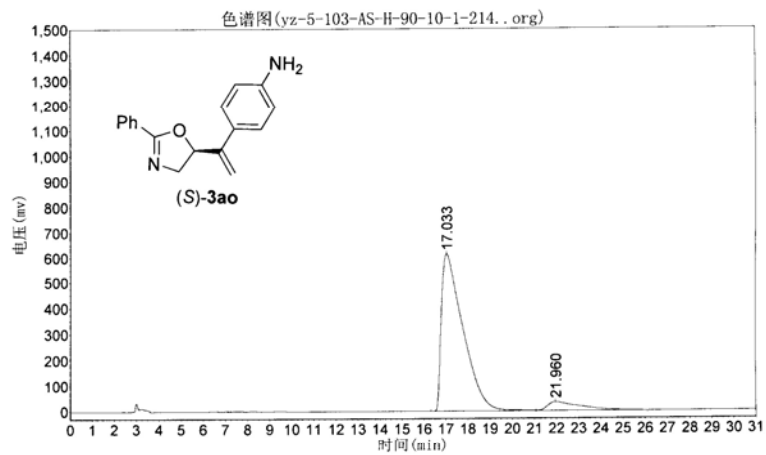


yz-5-103-as-h-90-10-1-214

实验时间: 2017-11-24, 12:55:18
谱图文件: D:\zhuguangjiong\yz\20171123\yz-5-103-AS-H-90-10-1-214. org

报告时间: 2017-11-24, 19:05:11

实验内容简介:



分析结果表

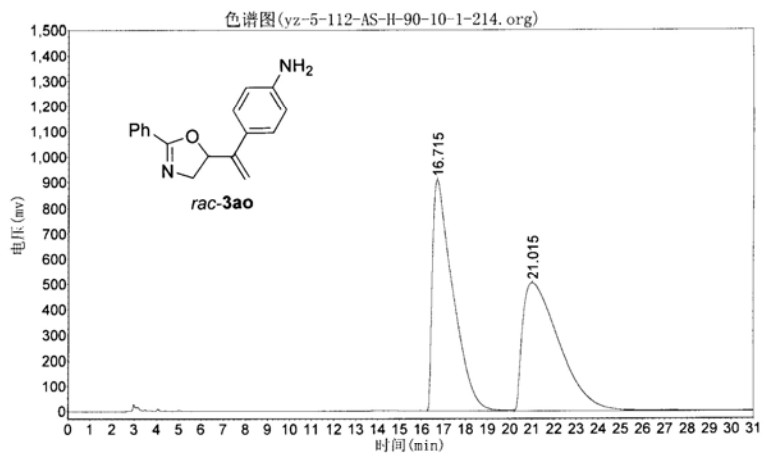
峰号	峰名	保留时间	峰高	峰面积	含量
1		17.033	614375.188	41527680.000	92.6101
2		21.960	33489.531	3313727.500	7.3899
总计			647864.719	44841407.500	100.0000

yz-5-112-as-h-90-10-1-214

实验时间: 2017-11-24, 11:45:54
谱图文件: D:\zhuguangjiong\yz\20171123\yz-5-112-AS-H-90-10-1-214.org

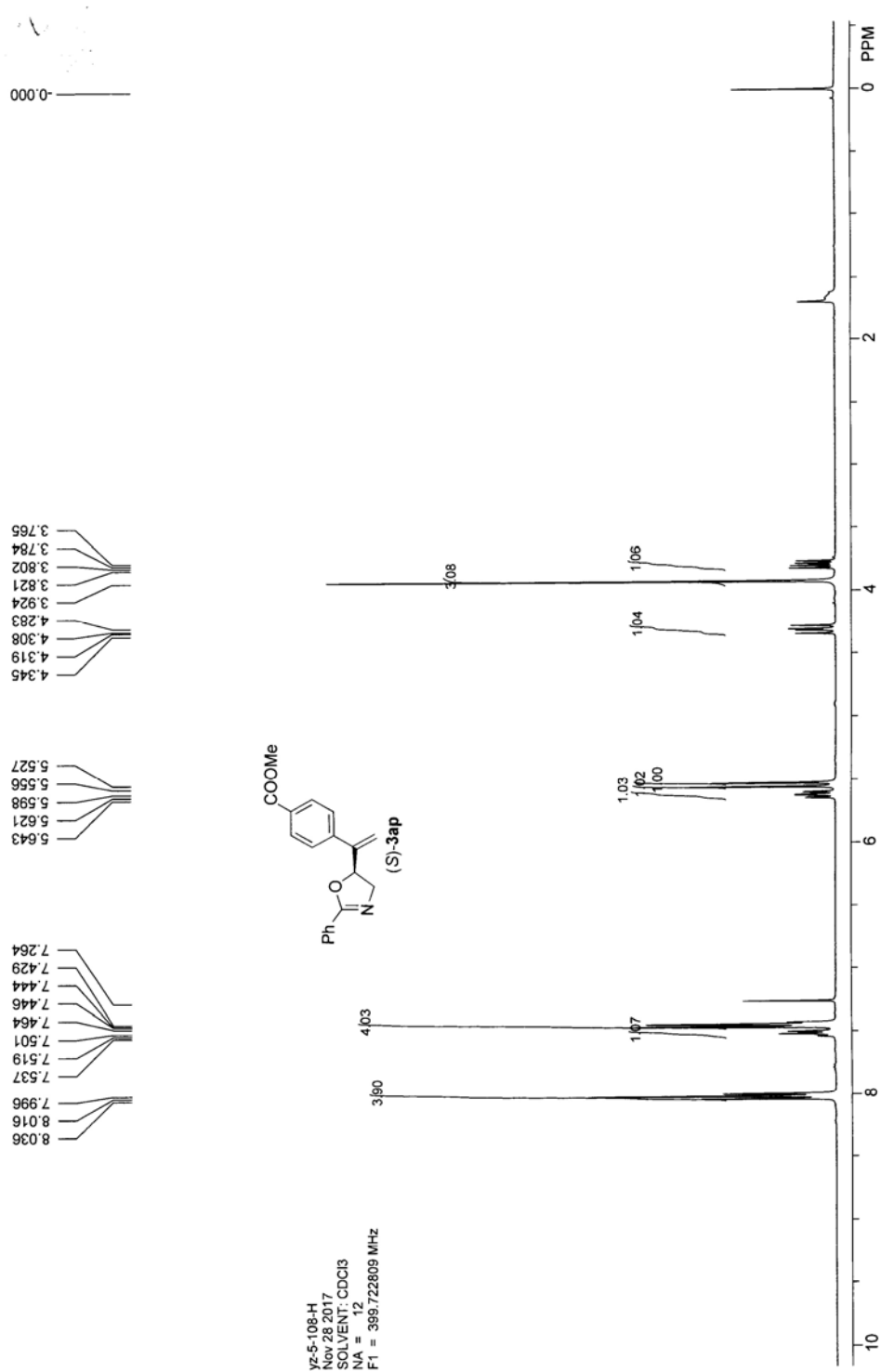
报告时间: 2017-11-24, 19:04:20

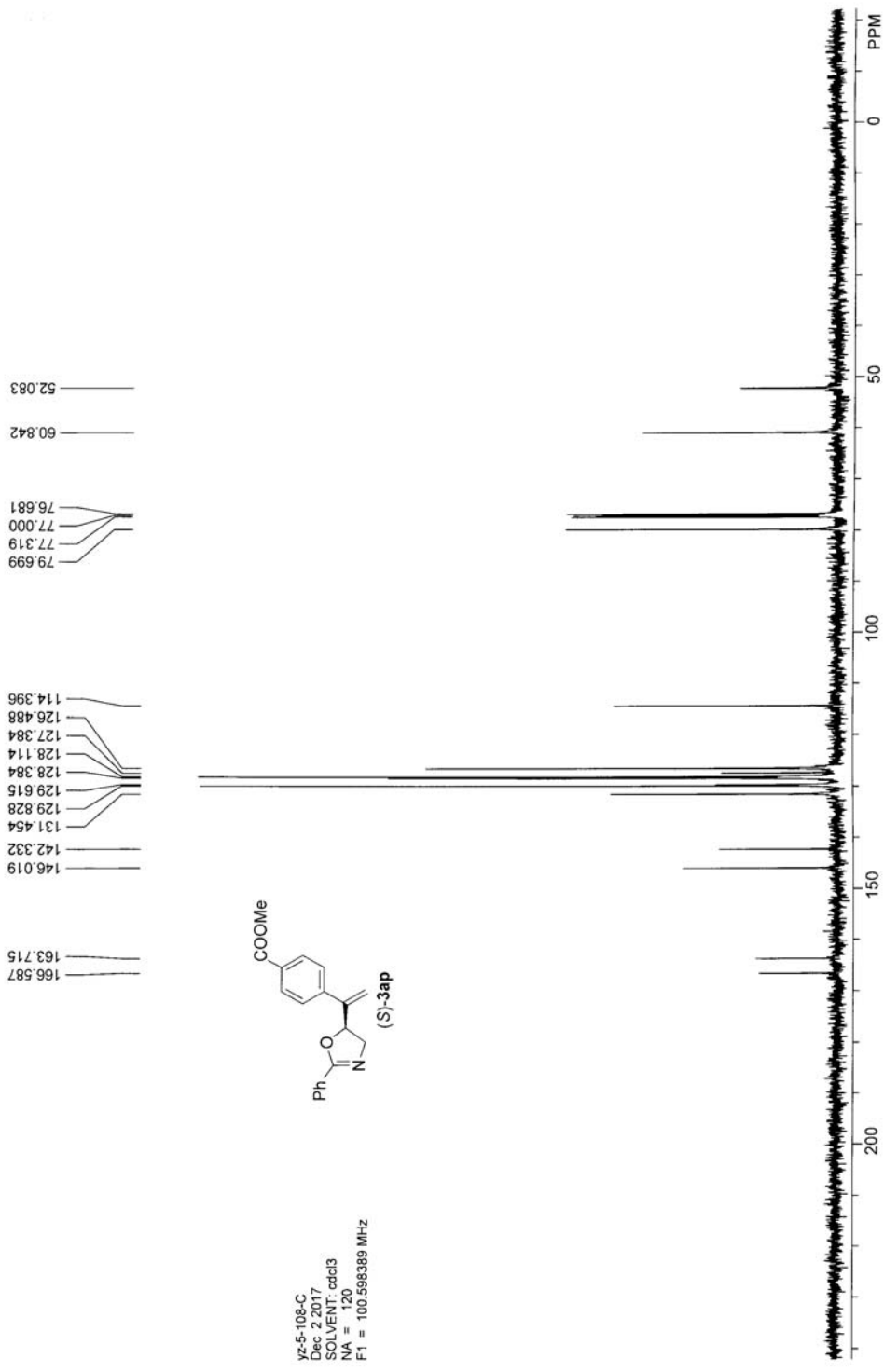
实验内容简介:



分析结果表

峰号	峰名	保留时间	峰高	峰面积	含量
1		16.715	908055.938	58841112.000	50.2756
2		21.015	503830.813	58195948.000	49.7244
总计			1411886.750	117037060.000	100.0000



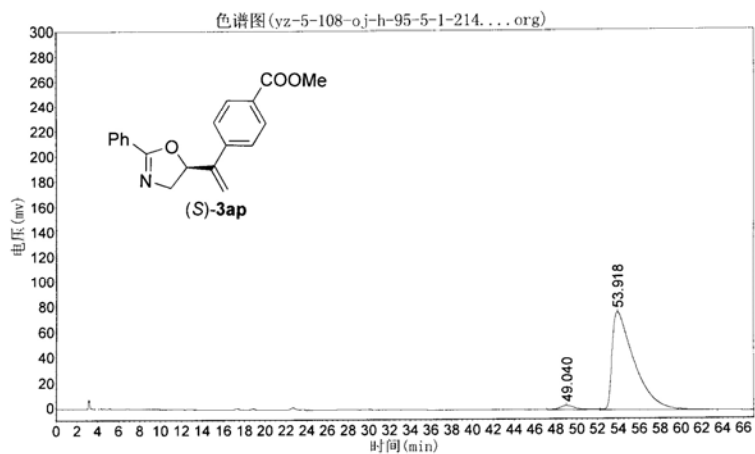


yz-5-108-oj-h-95-5-1-214

实验时间: 2017-11-30, 9:36:27
 谱图文件: D:\zhuguang.jiong\yz\20171129\yz-5-108-oj-h-95-5-1-214....org

报告时间: 2017-11-30, 14:18:54

实验内容简介:



分析结果表

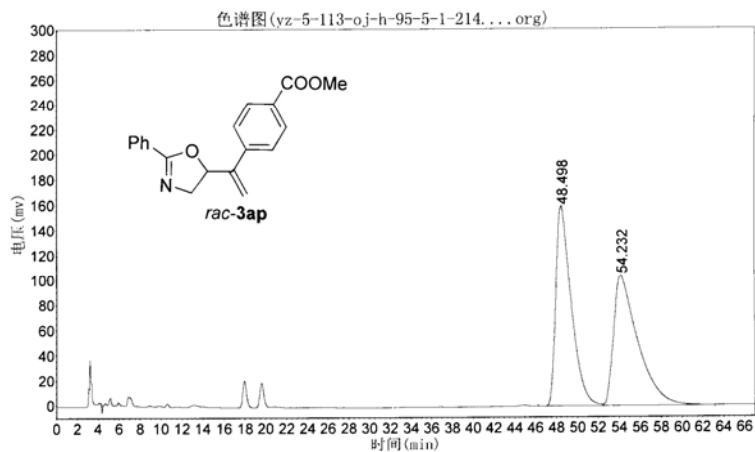
峰号	峰名	保留时间	峰高	峰面积	含量
1		49.040	3293.111	322342.250	2.7802
2		53.918	77049.086	11271889.000	97.2198
总计			80342.197	11594231.250	100.0000

yz-5-113-oj-h-95-5-1-214

实验时间: 2017-11-30, 10:45:35
谱图文件: D:\zhuguangjiong\yz\20171129\yz-5-113-oj-h-95-5-1-214....org

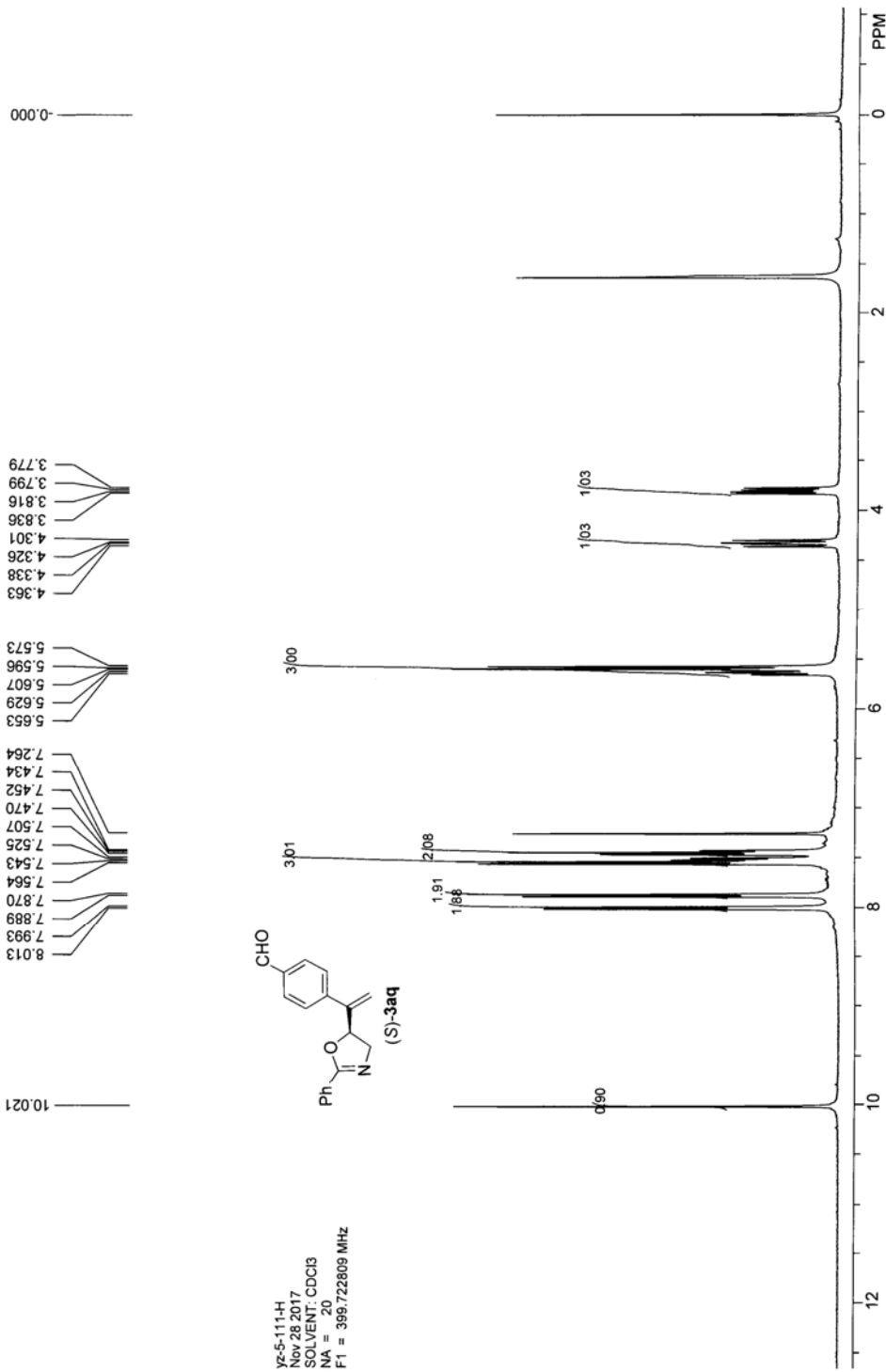
报告时间: 2017-11-30, 14:19:38

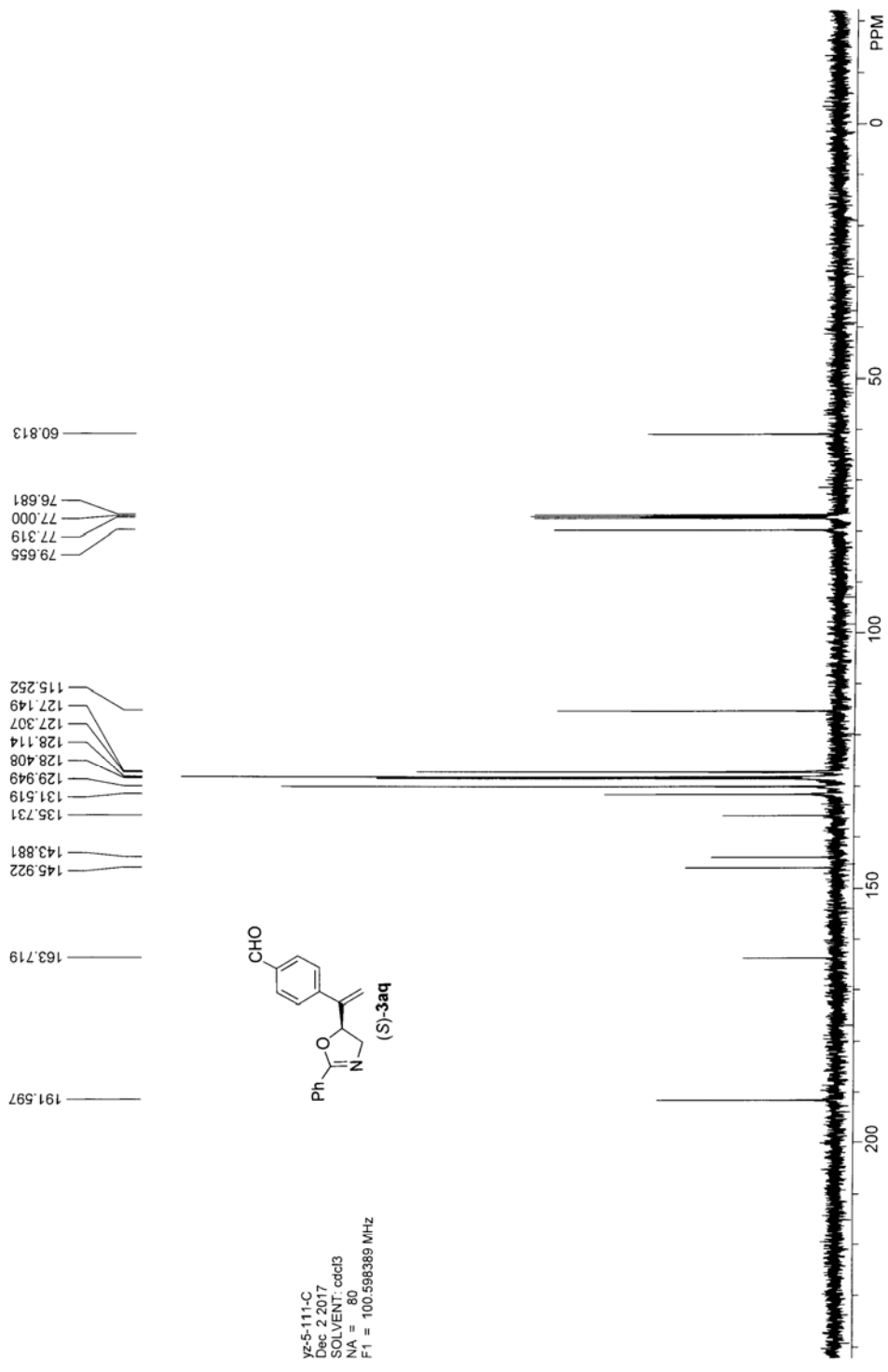
实验内容简介:



分析结果表

峰号	峰名	保留时间	峰高	峰面积	含量
1		48.498	159271.984	16445641.000	49.7091
2		54.232	103260.820	16638109.000	50.2909
总计			262532.805	33083750.000	100.0000





YZ-5-111-C
 Dec 2 2017
 SOLVENT: cdcl3
 NA = 80
 F1 = 100.598389 MHz

中国科学院上海有机化学研究所

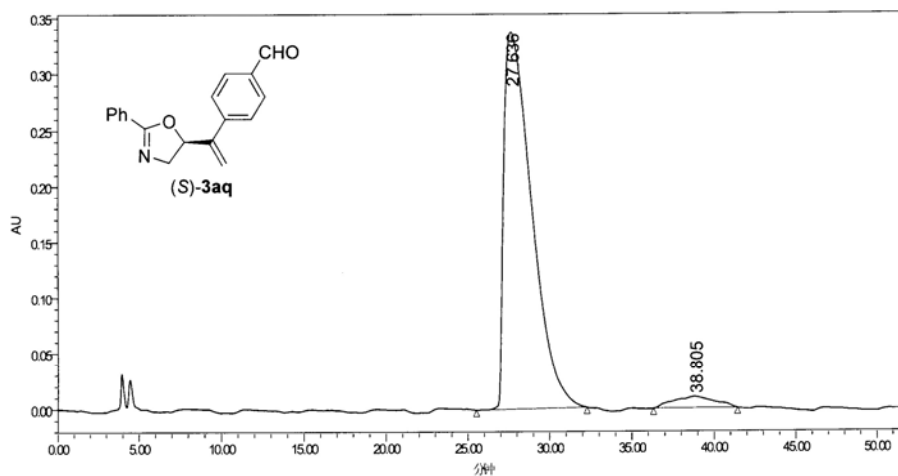
Project Name: defaults for copy

Reported by User: Breeze user (Breeze)

Breeze 2
HPLC System

SAMPLE INFORMATION

Sample Name:	yz-5-111-es-h-955-1-214	Acquired By:	Breeze
Sample Type:	未知	Date Acquired:	2017/11/30 18:18:44 CST
Vol:	999	Acq. Method:	zg95
Injection #:	96	Date Processed:	2017/12/1 16:15:10 CST
Injection Volume:	10.00 μ l	Channel Name:	V2489 ChA
Run Time:	200.00 Minutes	Channel Desc.:	V2489 ChA.214mm
Column Type:		Sample Set Name:	



	RT (min)	Area (intensity)	%Area	Height (intensity)	% Height
1	27.636	39965221	95.78	336447	97.11
2	38.805	1757030	4.22	10036	2.89

Report Method: Individual Report ASC

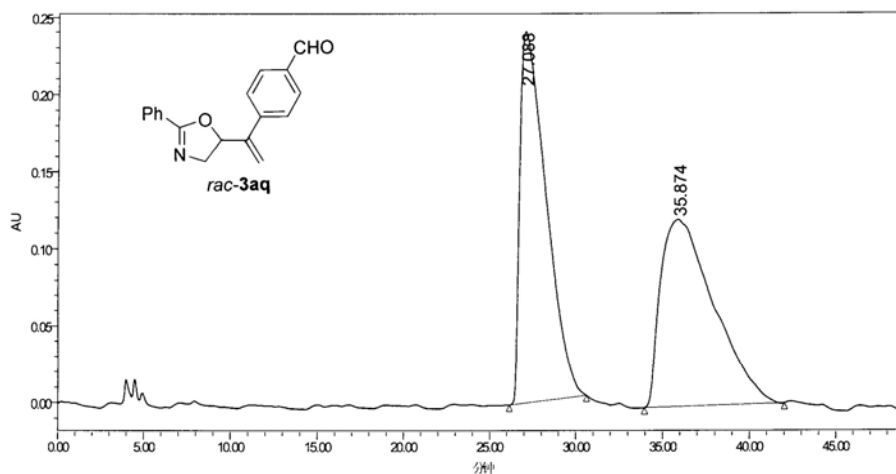
Page: 1 (共计 1)

Printed: 2017/12/1

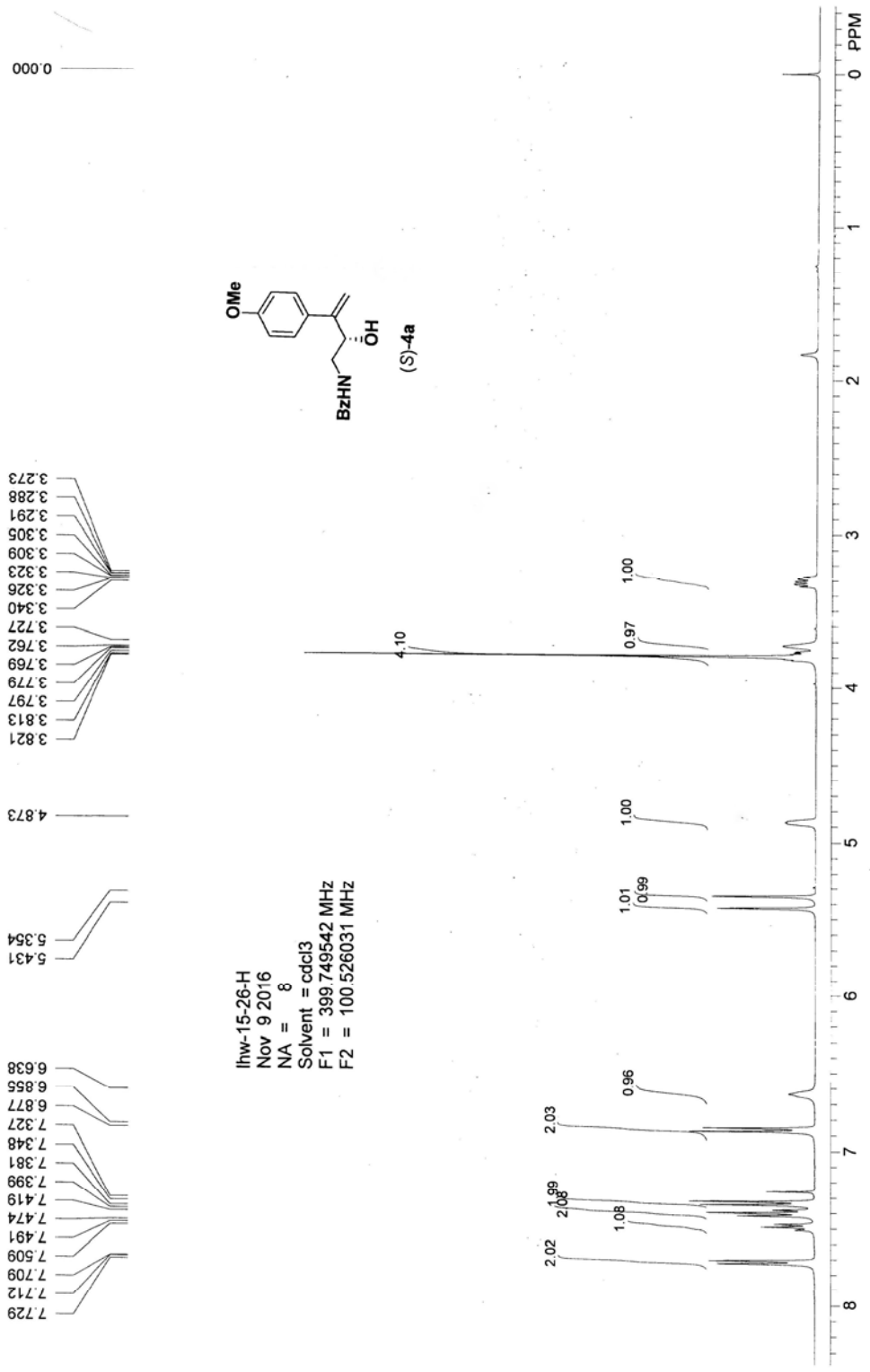
16:17:46 PRC

SAMPLE INFORMATION

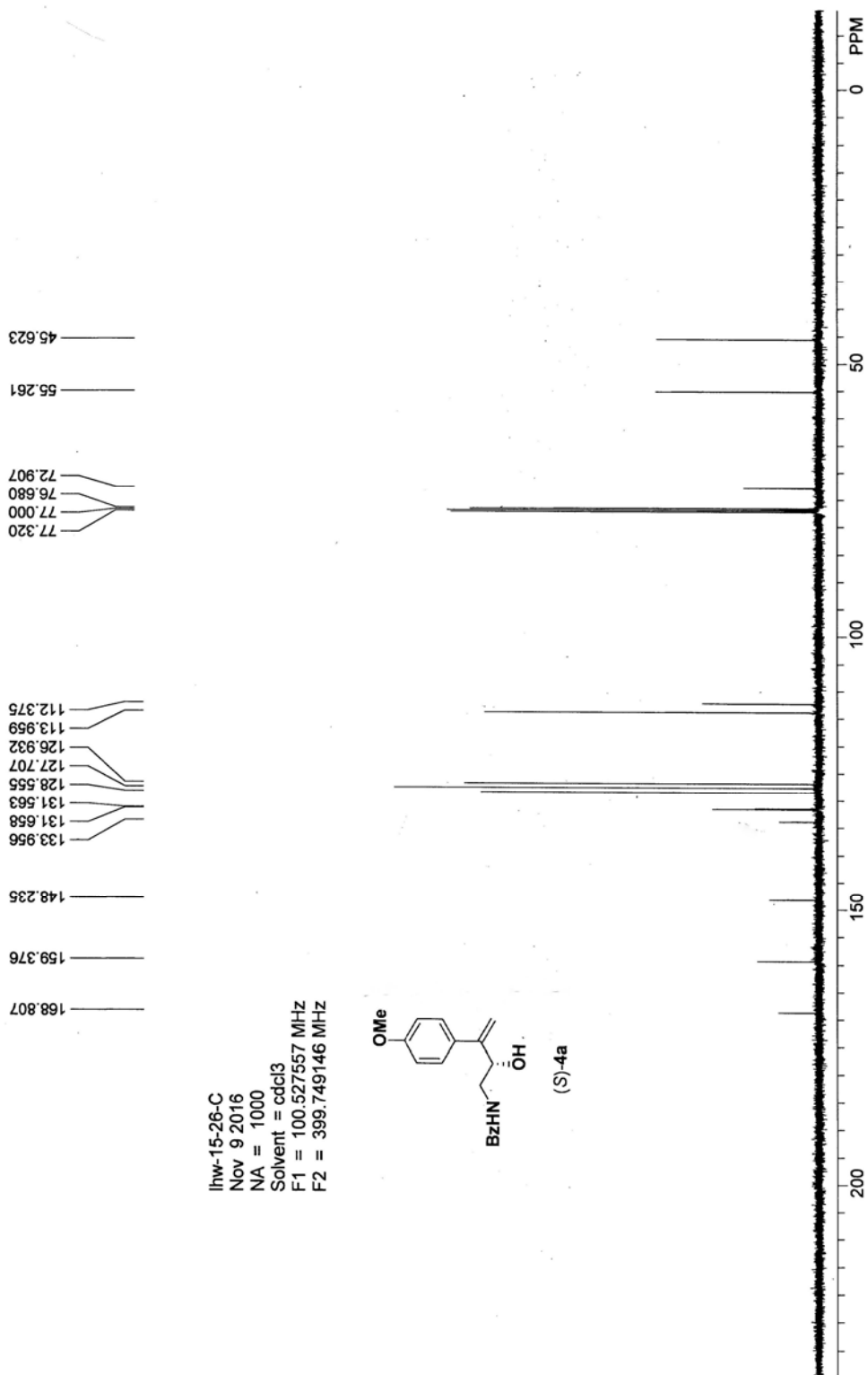
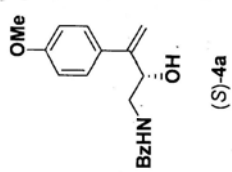
Sample Name:	yz-5-119-as-h-95-5-1-214	Acquired By:	Breeze
Sample Type:	未知	Date Acquired:	2017/11/30 17:24:13 CST
Vial:	999	Acq. Method:	zg95
Injection #:	95	Date Processed:	2017/12/1 16:15:35 CST
Injection Volume:	10.00 μ l	Channel Name:	W2489 ChA
Run Time:	200.00 Minutes	Channel Desc.:	W2489 ChA.214nm
Column Type:		Sample Set Name:	



	RT (min)	Area (AU*sec)	%Area	Height (AU)	% Height
1	27.088	25514039	49.6%	240510	66.4%
2	35.874	25873140	50.3%	121430	33.5%



lhw-15-26-C
Nov 9 2016
NA = 1000
Solvent = cdcl3
F1 = 100.527557 MHz
F2 = 399.749146 MHz



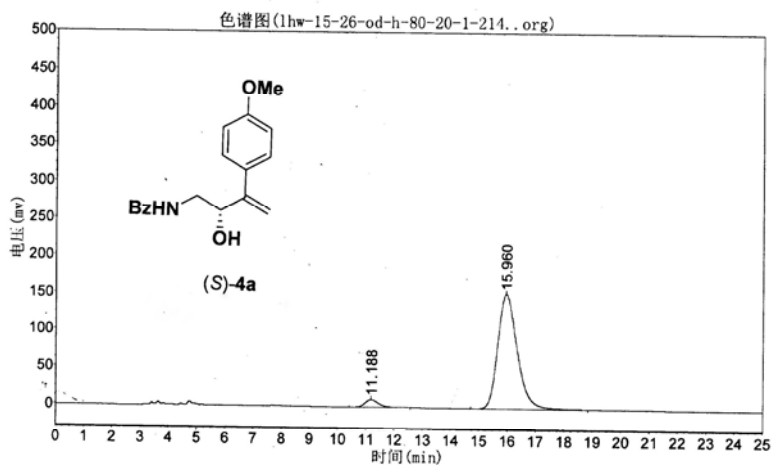
lhw-15-26-od-h-80-20-1-214

实验时间: 2016-11-09, 14:29:29

报告时间: 2016-11-09, 15:24:46

谱图文件: D:\zhuguangji\lh\20161109\lh-15-26-od-h-80-20-1-214.org

实验内容简介:



分析结果表

峰号	峰名	保留时间	峰高	峰面积	含量
1		11.188	10292.053	340667.031	4.4610
2		15.960	154216.375	7295846.000	95.5390
总计			164508.428	7636513.031	100.0000

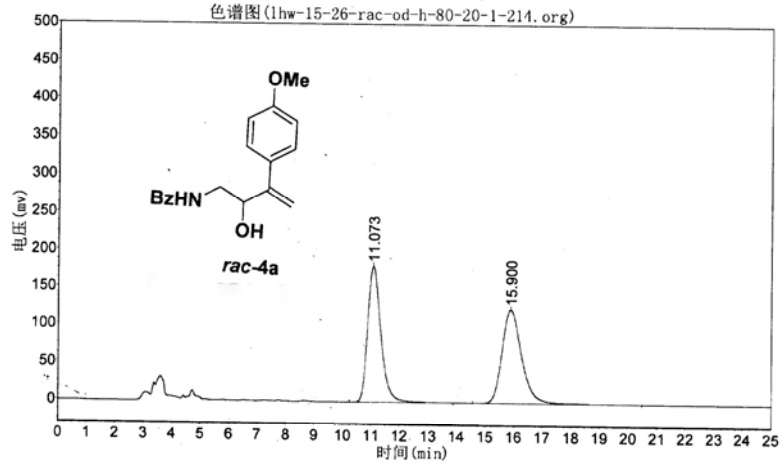
lhw-15-26-rac-od-h-80-20-1-214

实验时间: 2016-11-09, 14:55:13

报告时间: 2016-11-09, 15:23:56

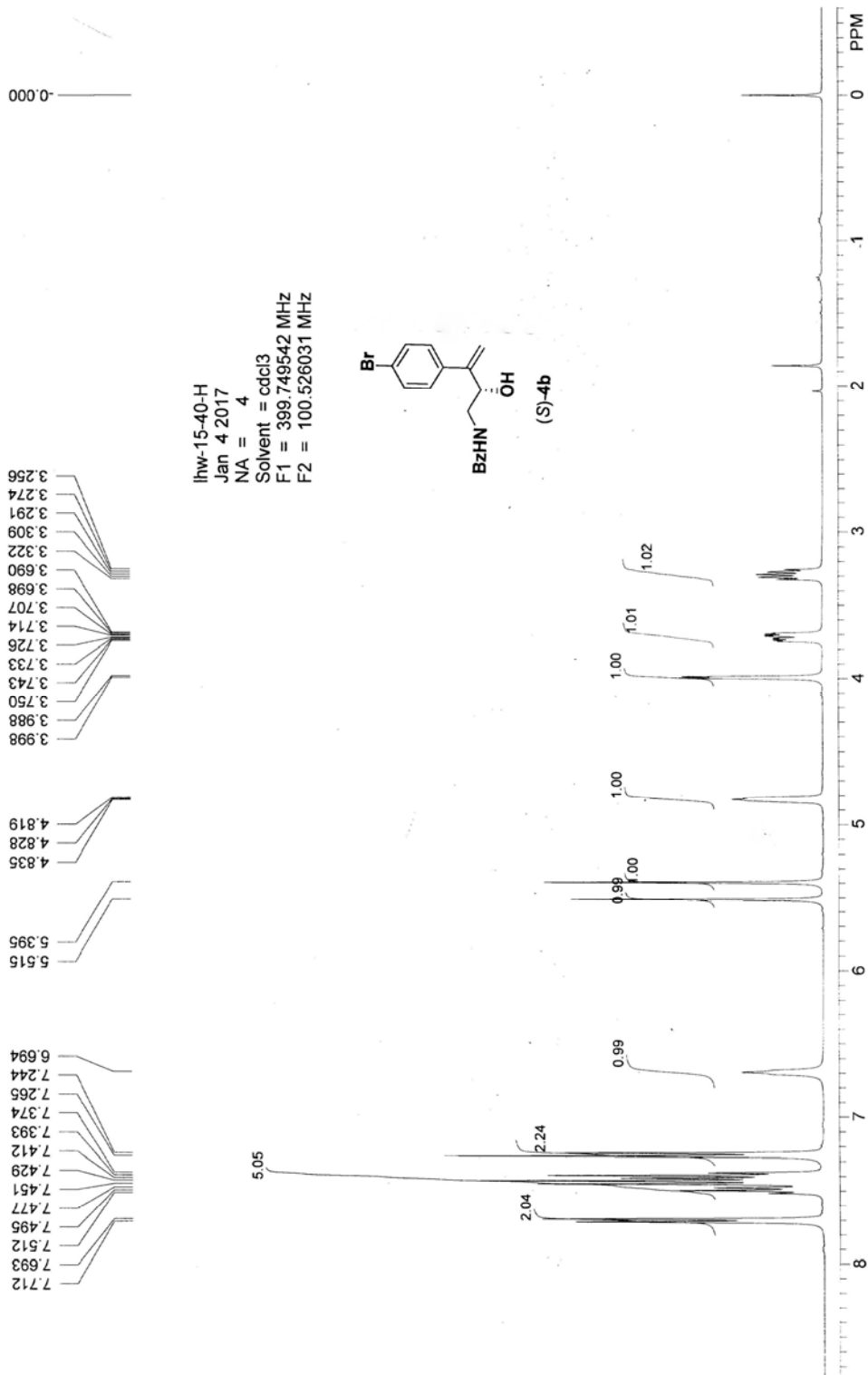
谱图文件: D:\zhuguangjiong\lh\20161109\lh-15-26-rac-od-h-80-20-1-214.org

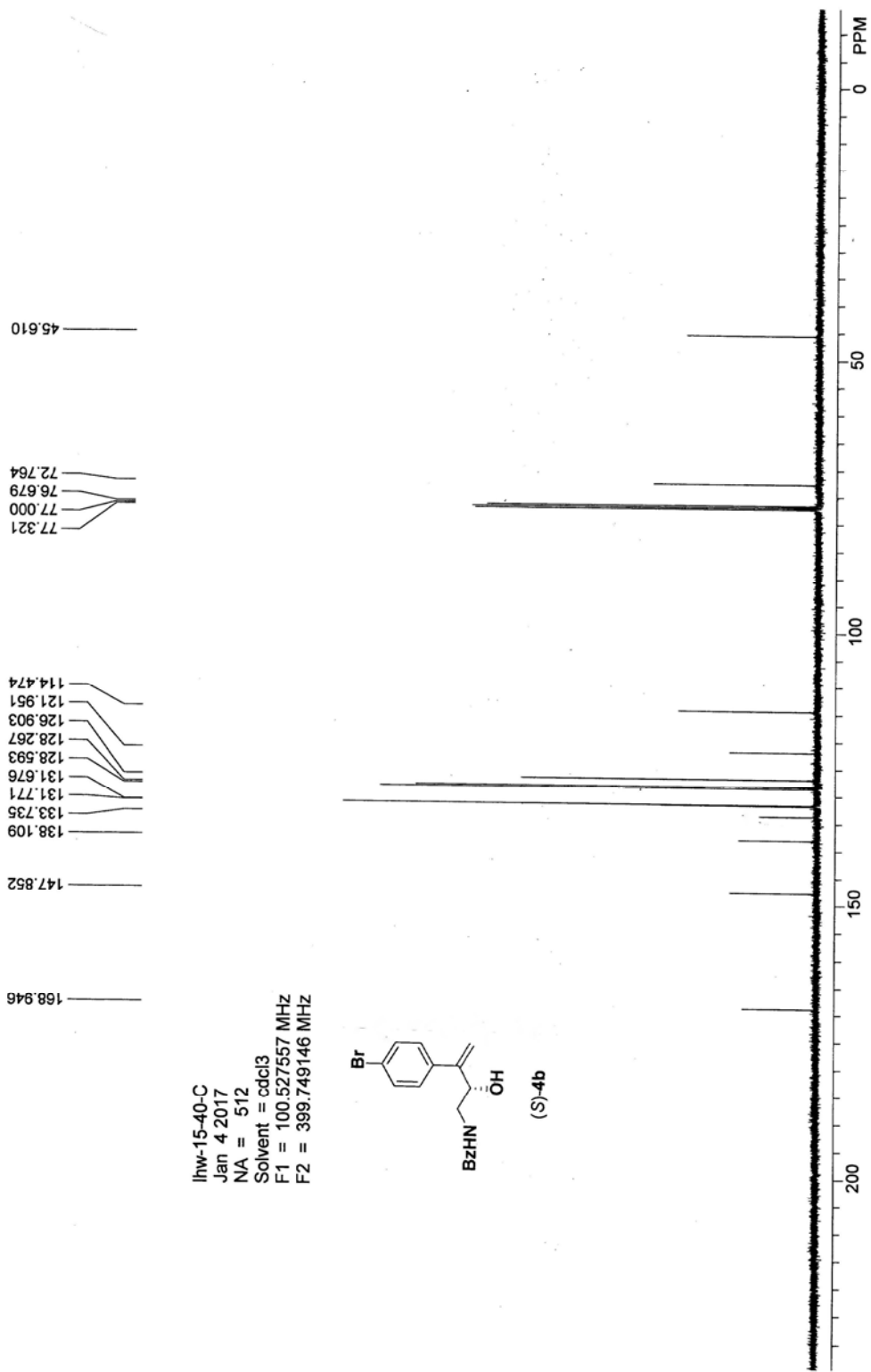
实验内容简介:



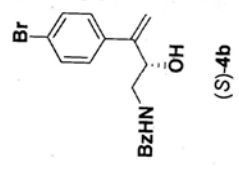
分析结果表

峰号	峰名	保留时间	峰高	峰面积	含量
1		11.073	180476.375	5830138.500	49.7798
2		15.900	123526.859	5881722.500	50.2202
总计			304003.234	11711861.000	100.0000





Ihw-15-40-C
 Jan 4 2017
 NA = 512
 Solvent = cdcl3
 F1 = 100.527557 MHz
 F2 = 399.749146 MHz



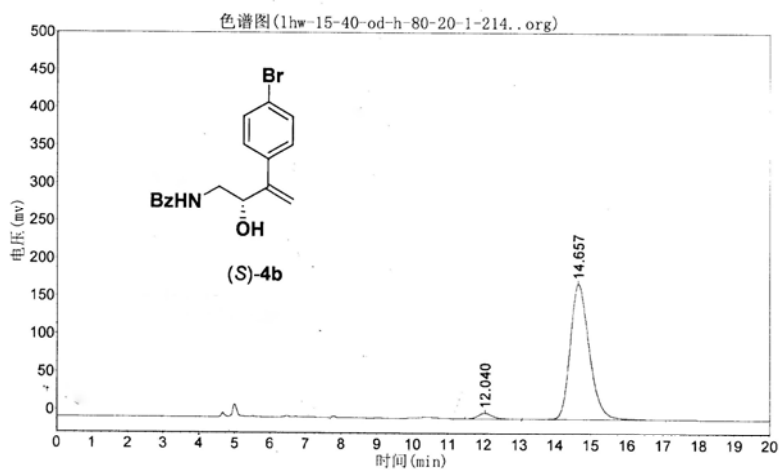
1hw-15-40-od-h-80-20-1-214

实验时间: 2016-12-30, 13:59:22

报告时间: 2016-12-30, 18:01:36

谱图文件: F:\zhuguangjiong\1hw\20161230\1hw-15-40-od-h-80-20-1-214.org

实验内容简介:



分析结果表

峰号	峰名	保留时间	峰高	峰面积	含量
1		12.040	7751.575	220743.609	3.2162
2		14.657	178547.641	6642765.000	96.7838
总计			186299.216	6863508.609	100.0000

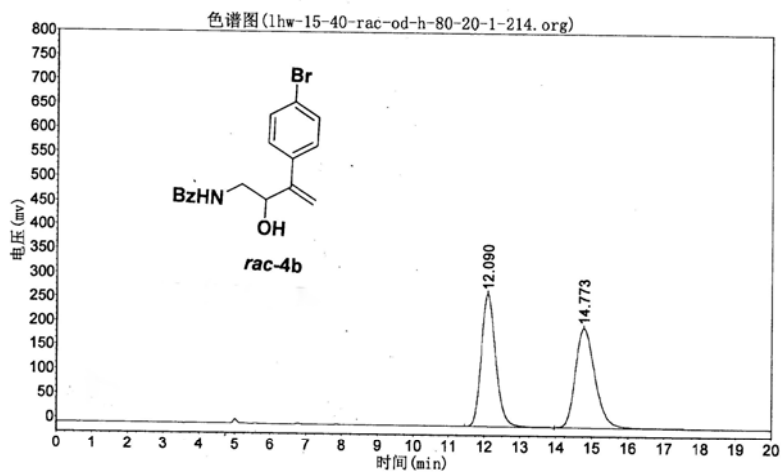
1hw-15-40-rac-od-h-80-20-1-214

实验时间: 2016-12-30, 13:04:15

报告时间: 2016-12-30, 17:59:43

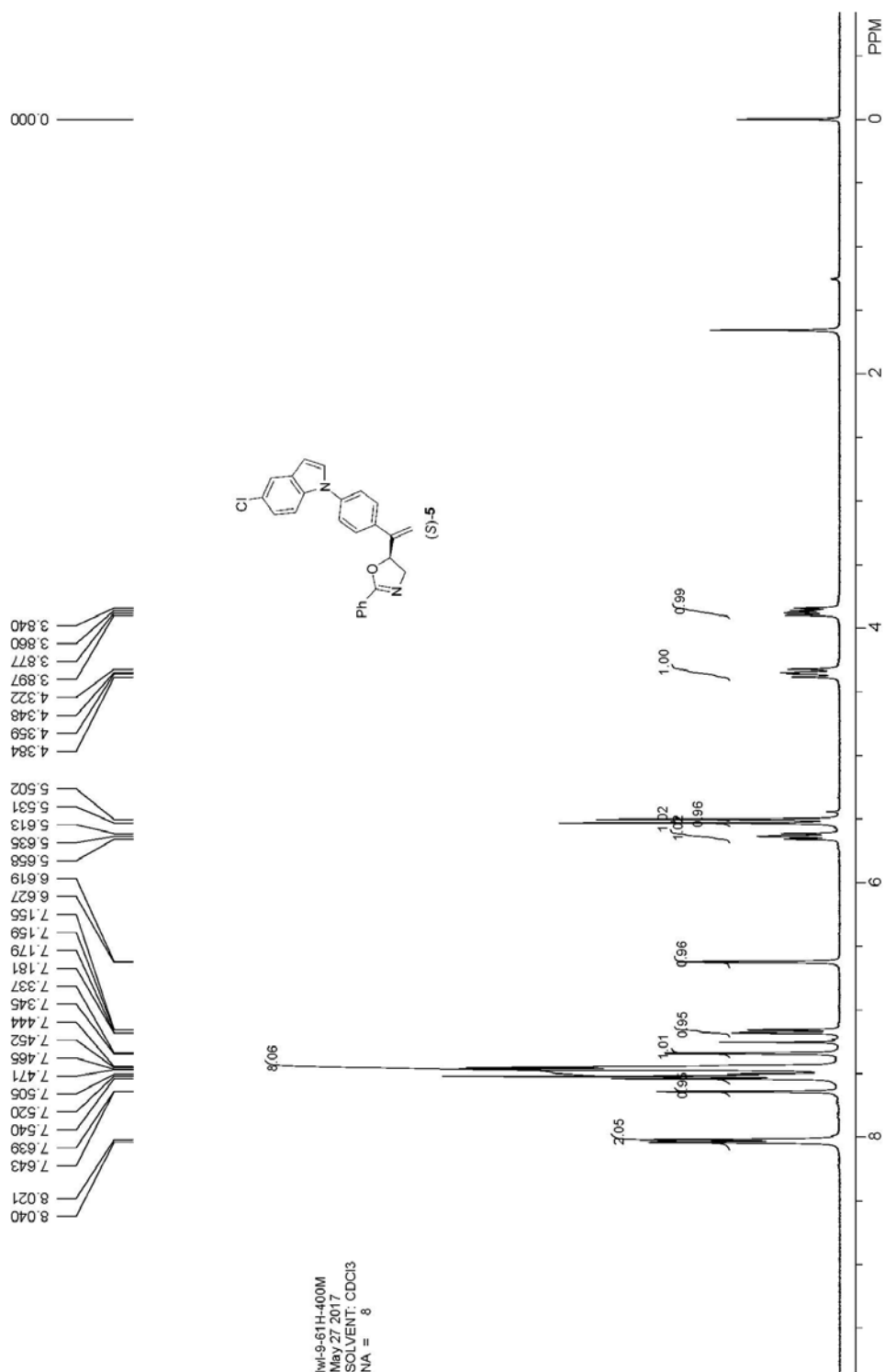
谱图文件: F:\zhuguangjiong\1hw\20161230\1hw-15-40-rac-od-h-80-20-1-214.org

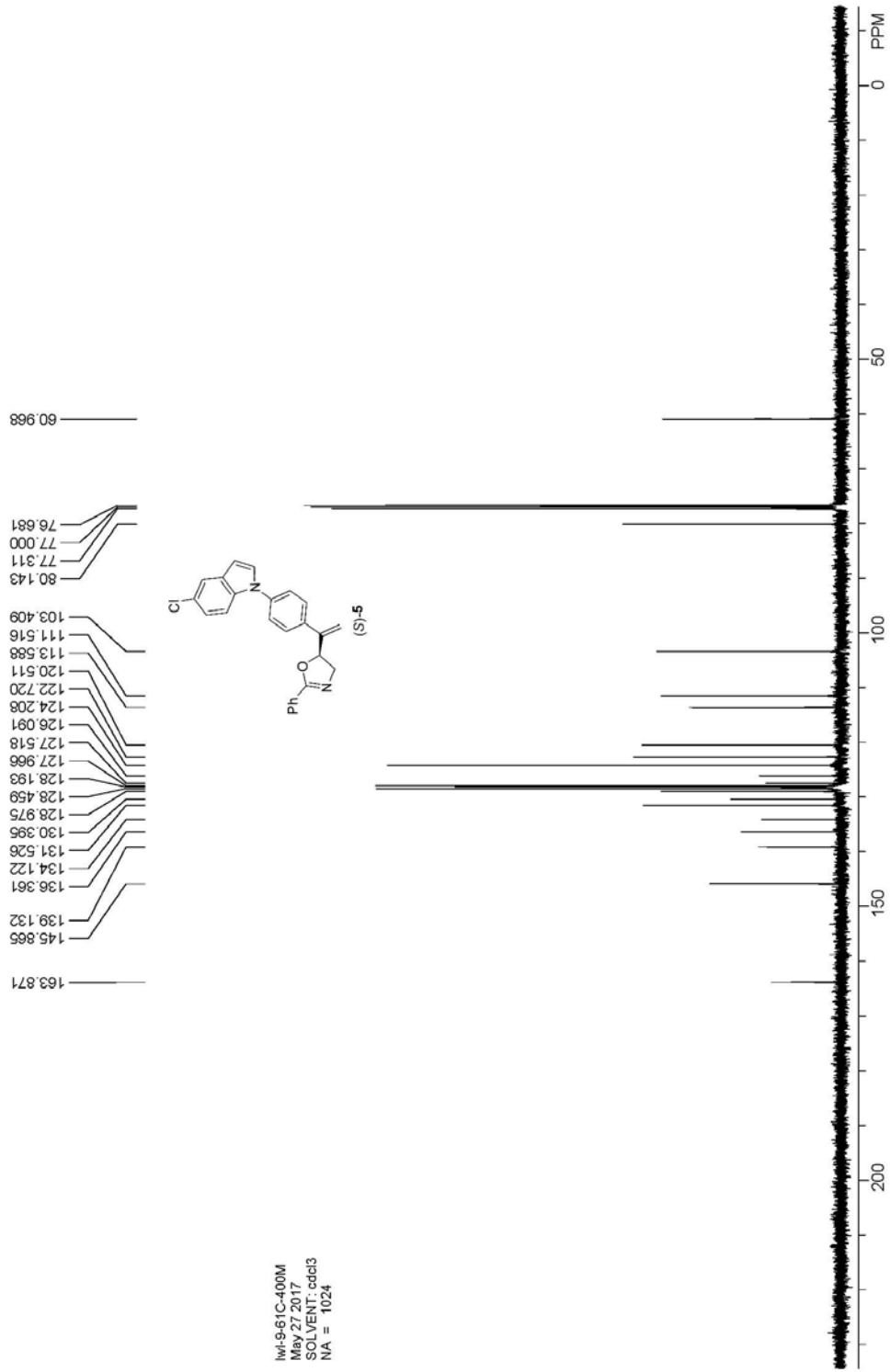
实验内容简介:



分析结果表

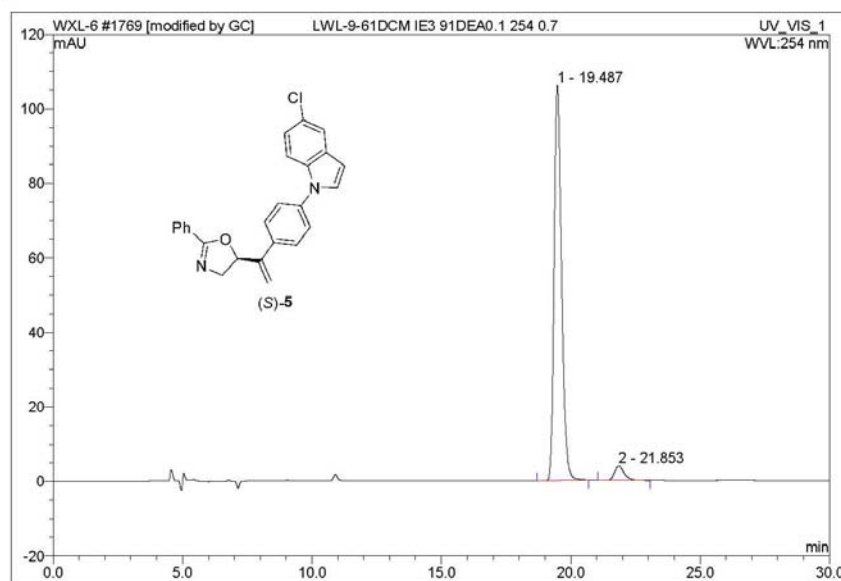
峰号	峰名	保留时间	峰高	峰面积	含量
1		12.090	273304.844	7748812.000	49.7928
2		14.773	203963.750	7813300.500	50.2072
总计			477268.594	15562112.500	100.0000





1769 LWL-9-61DCM IE3 91DEA0.1 254 0.7

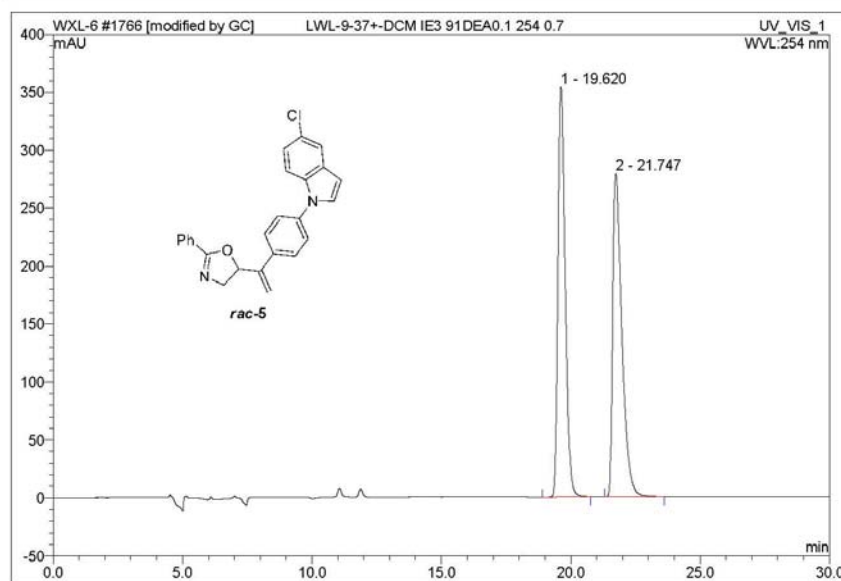
Sample Name:	LWL-9-61DCM IE3 91DEA0.1 254 0.7	Injection Volume:	3.0
Vial Number:	RE4	Channel:	UV_VIS_1
Sample Type:	unknown	Wavelength:	254
Control Program:	201701-1	Bandwidth:	n.a.
Quantif. Method:	201701	Dilution Factor:	1.0000
Recording Time:	2017/5/24 19:38	Sample Weight:	1.0000
Run Time (min):	30.00	Sample Amount:	1.0000



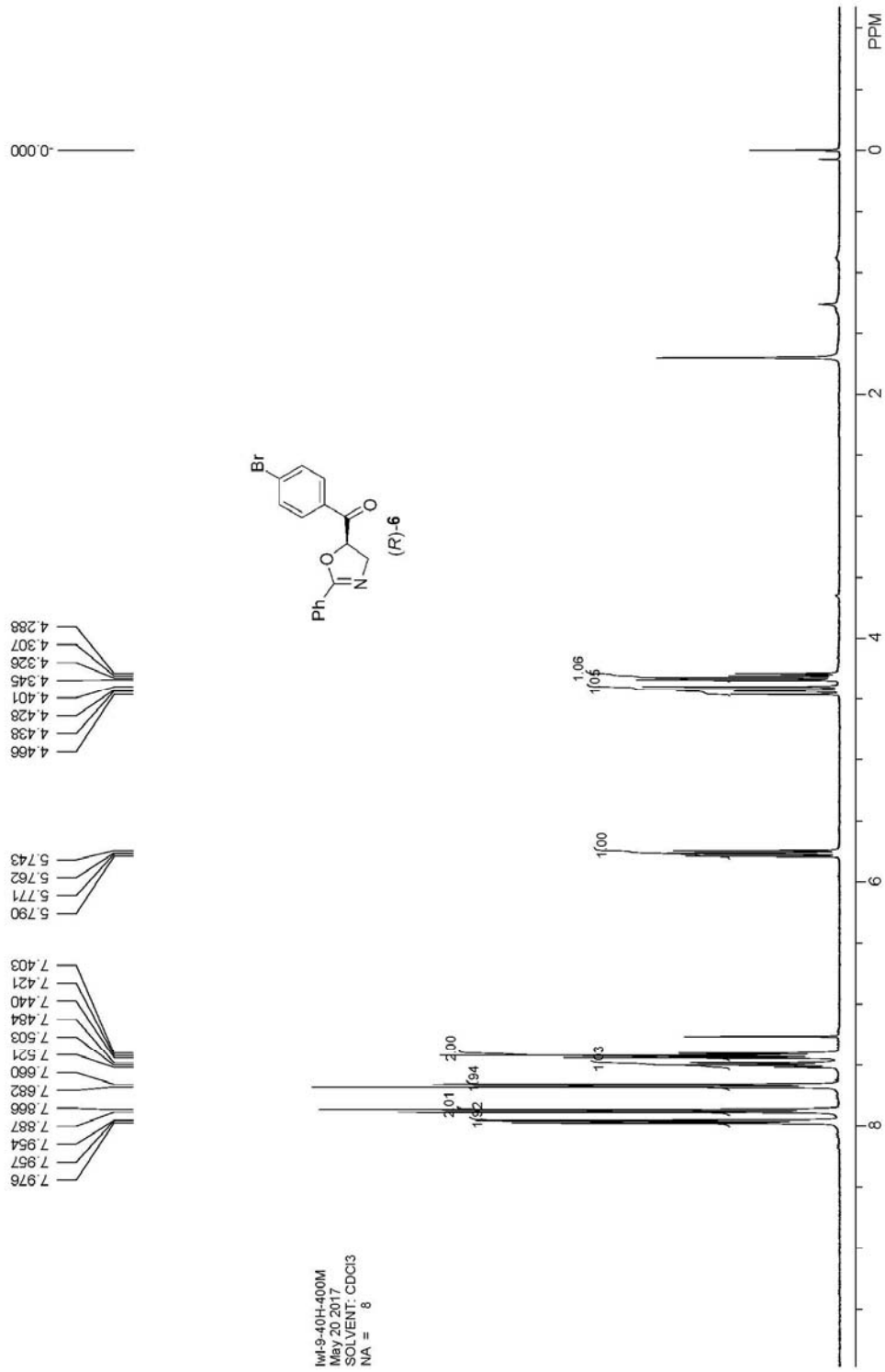
No.	Ret.Time min	Peak Name	Height mAU	Area mAU*min	Rel.Area %	Amount	Type
1	19.49	n.a.	106.050	35.059	95.49	n.a.	BMB*
2	21.85	n.a.	3.839	1.655	4.51	n.a.	BMB*
Total:			109.889	36.714	100.00	0.000	

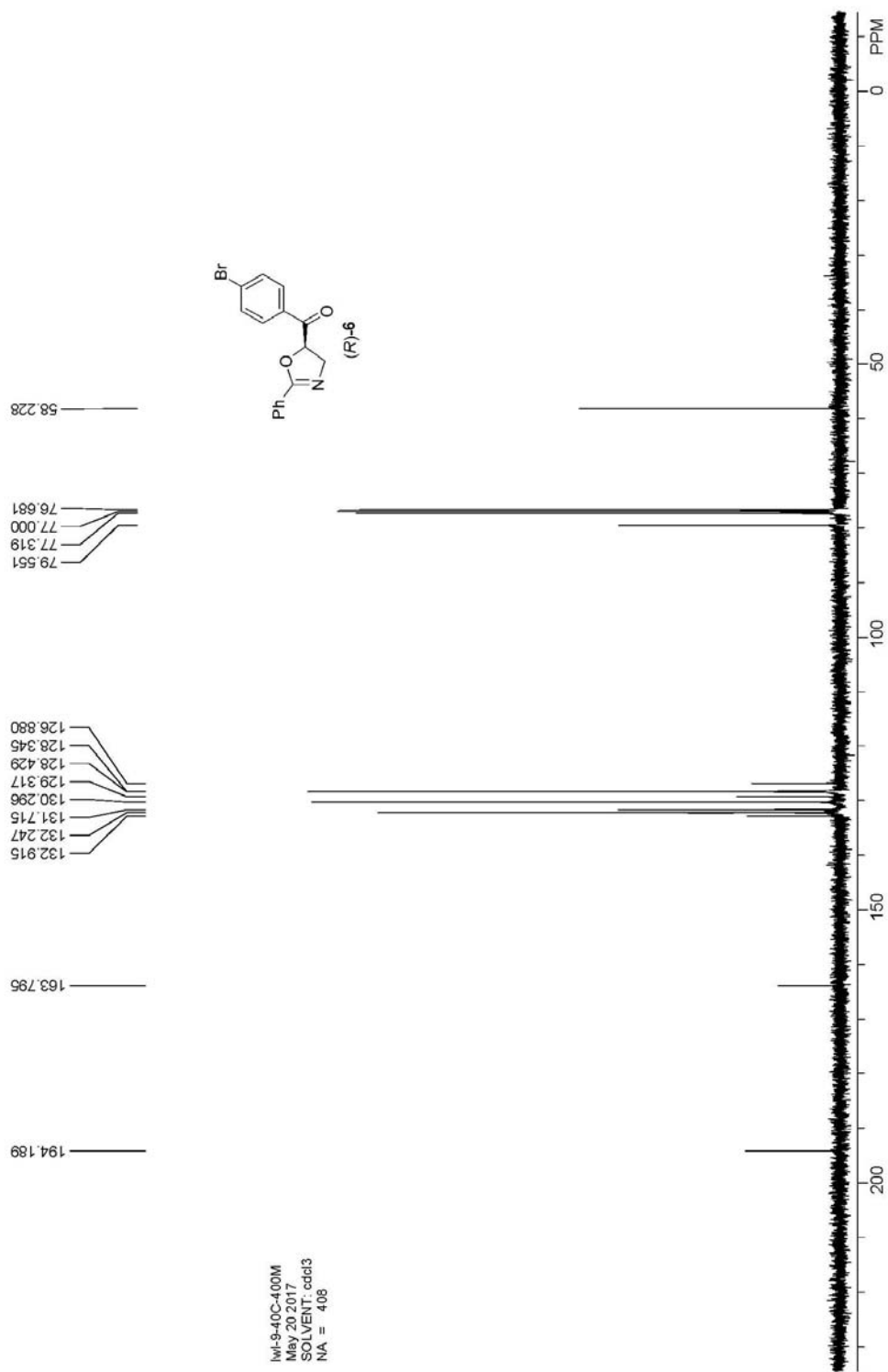
1766 LWL-9-37+-DCM IE3 91DEA0.1 254 0.7

Sample Name:	LWL-9-37+-DCM IE3 91DEA0.1 254 0.7	Injection Volume:	3.0
Vial Number:	RE1	Channel:	UV_VIS_1
Sample Type:	unknown	Wavelength:	254
Control Program:	201701-1	Bandwidth:	n.a.
Quantif. Method:	201701	Dilution Factor:	1.0000
Recording Time:	2017/5/24 18:04	Sample Weight:	1.0000
Run Time (min):	30.00	Sample Amount:	1.0000



No.	Ret.Time min	Peak Name	Height mAU	Area mAU*min	Rel.Area %	Amount	Type
1	19.62	n.a.	353.939	114.405	49.97	n.a.	BMB*
2	21.75	n.a.	279.219	114.521	50.03	n.a.	BMB
Total:			633.158	228.926	100.00	0.000	





1w1-9-40

实验时间: 2017-4-10, 12:02:06

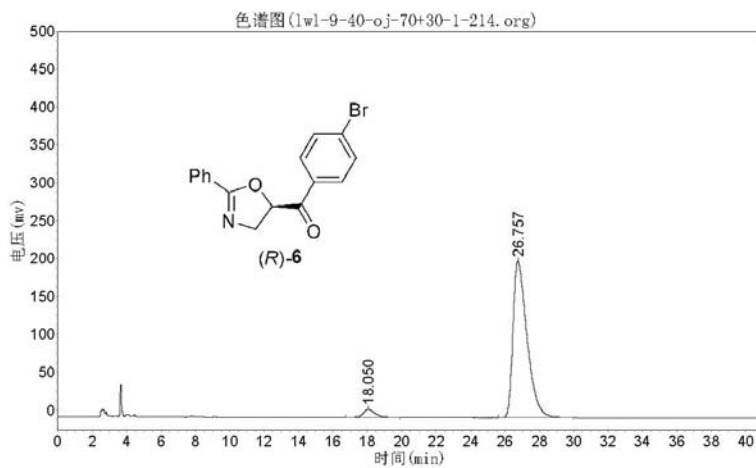
报告时间: 2017-5-31, 14:45:42

谱图文件: F:\slf\1w1\2017-4-10\1w1-9-40-oj-70+30-1-214.org

实验内容简介:

oj-h 70:30

214nm 1.0ml/min



分析结果表

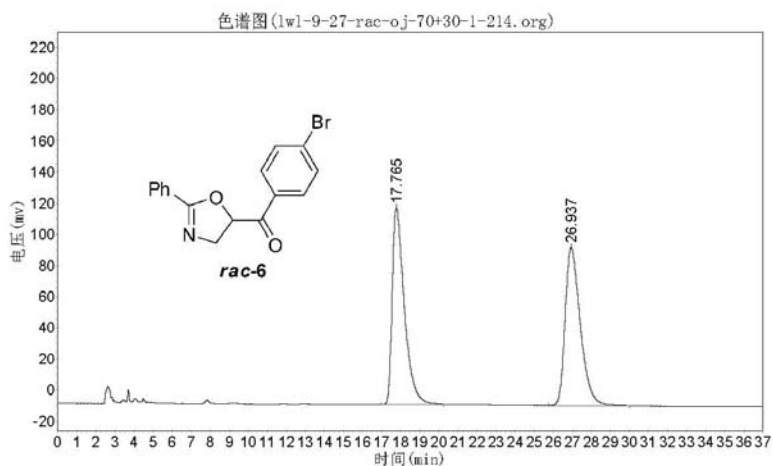
峰号	峰名	保留时间	峰高	峰面积	含量
1		18.050	10396.275	503601.844	4.1432
2		26.757	206053.266	11651405.000	95.8568
总计			216449.541	12155006.844	100.0000

1wl-9-27-rac

实验时间: 2017-04-10, 11:15:58
谱图文件: F:\sif\1wl\2017-4-10\1wl-9-27-rac-oj-70+30-1-214.org

报告时间: 2017-04-10, 12:05:10

实验内容简介:
oj-h 70:30
214nm 1.0ml/min



分析结果表

峰号	峰名	保留时间	峰高	峰面积	含量
1		17.765	126566.875	5636427.000	50.0930
2		26.937	101688.938	5615507.000	49.9070
总计			228255.813	11251934.000	100.0000