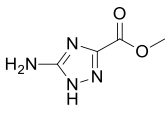
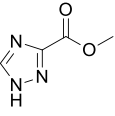
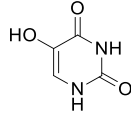
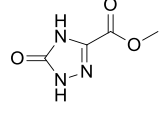
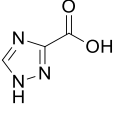
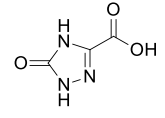
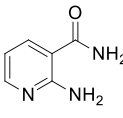
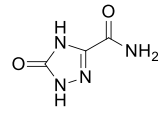
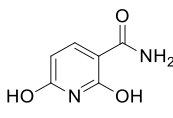


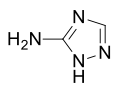
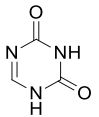
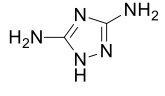
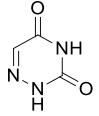
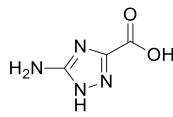

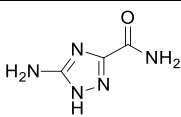


**S1 Table. Inactive molecules**

Entry	Structure	Entry	Structure	Entry	Structure
<b>7a</b>		<b>16a</b>		<b>25a</b>	
<b>8a</b>		<b>17a</b>			
<b>9a</b>		<b>18a</b>			
<b>10a</b>		<b>19a</b>			
<b>11a</b>		<b>20a</b>			
<b>12a</b>		<b>21a</b>			
<b>13a</b>		<b>22a</b>			
<b>14a</b>		<b>23a</b>			
<b>15a</b>		<b>24a</b>	