

1 **Supplementary data for**

2 **Impact of wastewater treatment on the prevalence of integrons and genetic**

3 **diversity of integron gene cassettes**

4 Xin-Li An^{a,b}, Qing-Lin Chen^{a,b}, Dong Zhu^{a,b}, Yong-Guan Zhu^{a,c}, Michael R. Gillings^d,

5 Jian-Qiang Su^{a,*}

6 ^a Key Lab of Urban Environment and Health, Institute of Urban Environment,
7 Chinese Academy of Sciences, 1799 Jimei Road, Xiamen, 361021, China

8 ^b University of Chinese Academy of Sciences, 19A Yuquan Road, Beijing, 100049,
9 China

10 ^c State Key Laboratory of Urban and Regional Ecology, Research Center for
11 Eco-Environmental Sciences, Chinese Academy of Sciences, Beijing, 100085, China

12 ^d Department of Biological Sciences, Macquarie University, Sydney, NSW, 2109,
13 Australia

14 *Corresponding Author

15 Jian-Qiang Su: 1799 Jimei Road, Xiamen, 361021, China, Email: jqsu@iue.ac.cn, Tel:
16 +86-592-6190997, Fax: +86-592-6190514

17 The authors declare no conflict of interest.

18

19

Contents

20 **Figures:**

21 **Figure S1** Abundance (copies/ml) of the dominant genes encoded by class 1 integron
22 gene cassettes. The gene cassettes *aadA* alleles (*aadA1*, *aadA2* and *aadA5*) confer
23 resistance to aminoglycosides. INF, influent; AS, activated sludge; EFF, effluent.
24 Mean \pm SD.

25 **Figure S2** Proportion of class 1 integron-associated gene cassettes in three
26 wastewater treatment plants, basing on high throughput sequencing data. DNA rep.
27 transp. and repair stands for DNA replication transport and repair.

28 **Figure S3** Rarefaction curves of integron gene cassettes in wastewater treatment
29 plants, basing on the data of clone library. (a) Observed diversity of class 1 integron
30 gene cassettes in three wastewater treatment plants. (b) Observed diversity of class 3
31 integron gene cassettes in three wastewater treatment plants.

32

33 **Tables:**

34 **Table S1** Information of wastewater treatment plant samples.

35 **Table S2** An overview of class 1 integron gene cassette clone.

36 **Table S3** Number of clones carrying gene cassettes and gene cassette arrays.

37 **Table S4** Abundance of class 1 integron-associated gene cassettes based on high
38 throughput sequencing data. Gene abundances were normalized to the average
39 number of total reads for each sample.

40 **Table S5** Abundance of antibiotic resistance gene cassettes and heavy metal-associated

41 gene cassettes in class 1 integrons, basing on high throuput sequencing data.

42 **Table S6** Number of detected clones of class 3 integrons carrying at least 1 gene

43 cassette.

44

45

46

47

48

49

50

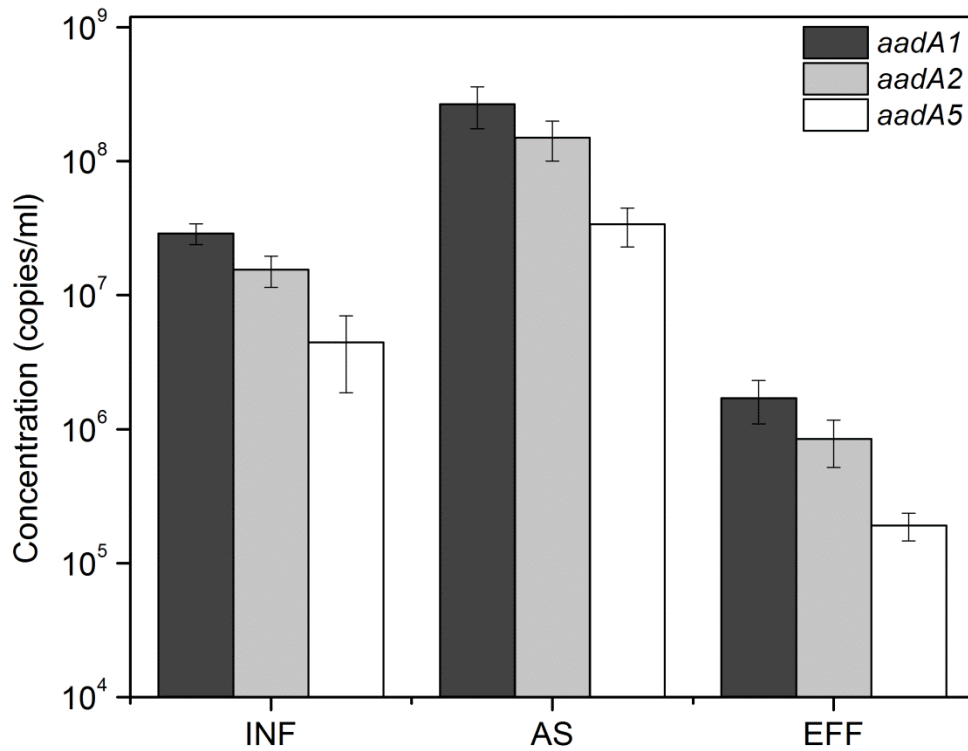
51

52

53

54

55



56

57 **Figure S1** Abundance (copies/ml) of the dominant genes encoded by class 1 integron
 58 gene cassettes. The gene cassettes *aadA* alleles (*aadA1*, *aadA2* and *aadA5*) confer
 59 resistance to aminoglycosides. INF, influent; AS, activated sludge; EFF, effluent.

60 Mean ± SD.

61

62

63

64

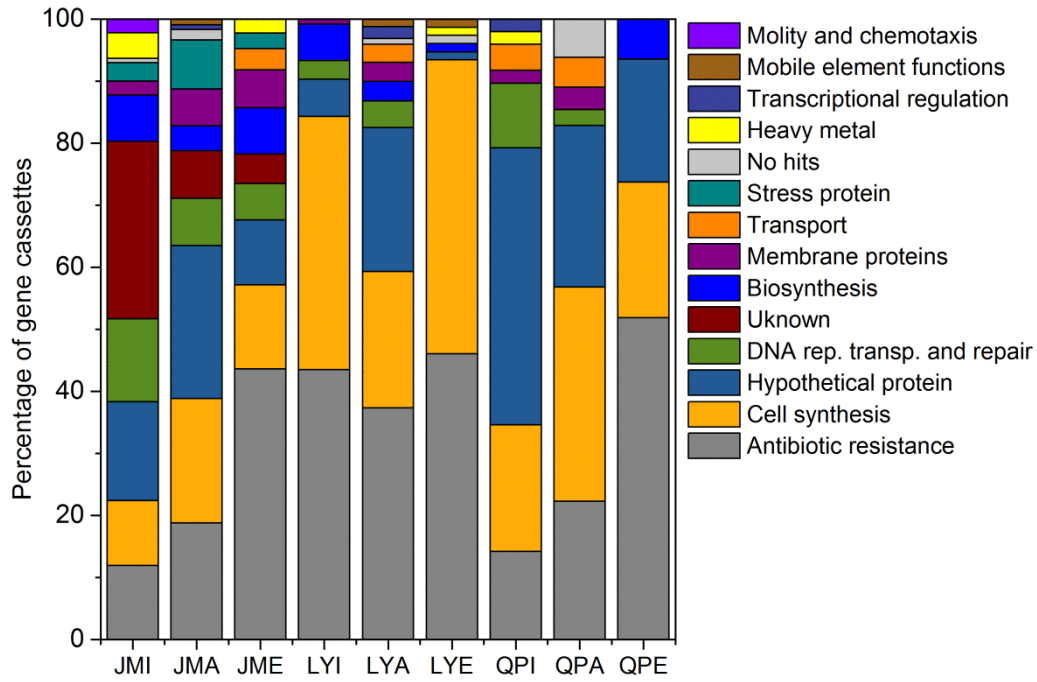
65

66

67

68

69



70

71 **Figure S2** Proportion of class 1 integron-associated gene cassettes in three
 72 wastewater treatment plants, basing on high throughput sequencing data. DNA rep.
 73 transp. and repair stands for DNA replication transport and repair. Each sample was
 74 labelled with the abbreviation of WWTPs and sample types. For example, QPE refers
 75 to the effluent sample (E) from of Qianpu (QP) wastewater treatment plant.

76

77

78

79

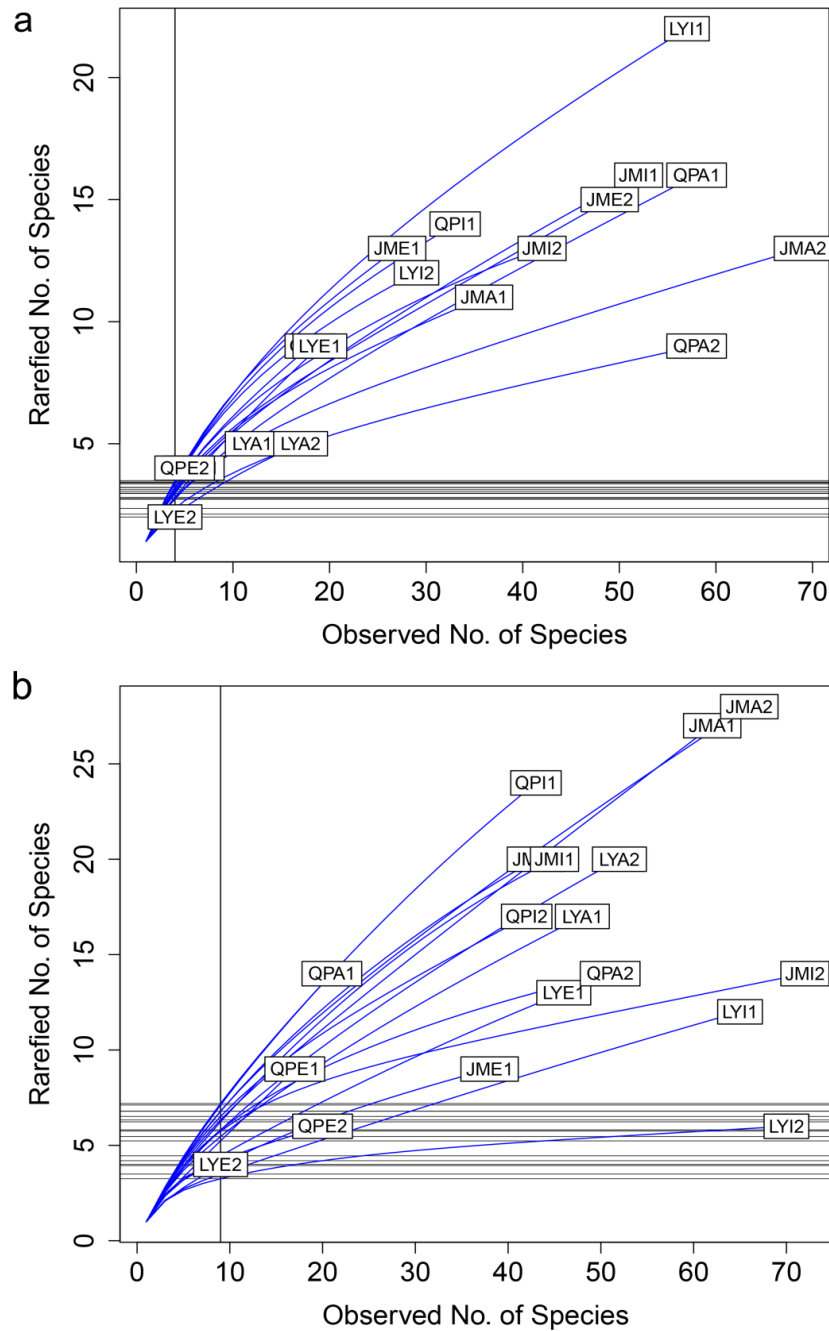
80

81

82

83

84



85

86 **Figure S3** Rarefaction curves of integron gene cassettes in wastewater treatment
 87 plants, basing on the data of clone library. (a) Observed diversity of class 1 integron
 88 gene cassettes in three wastewater treatment plants. (b) Observed diversity of class 3
 89 integron gene cassettes in three wastewater treatment plants. Each sample was
 90 labelled with the abbreviation of WWTPs and sample types. For example, QPE refers
 91 to the effluent sample (E) from of Qianpu (QP) wastewater treatment plant.

