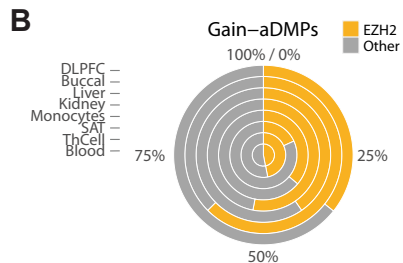
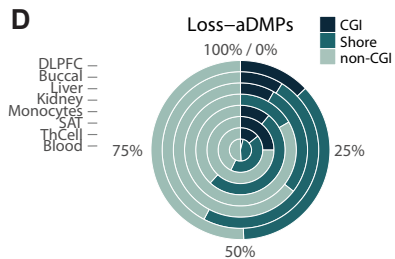
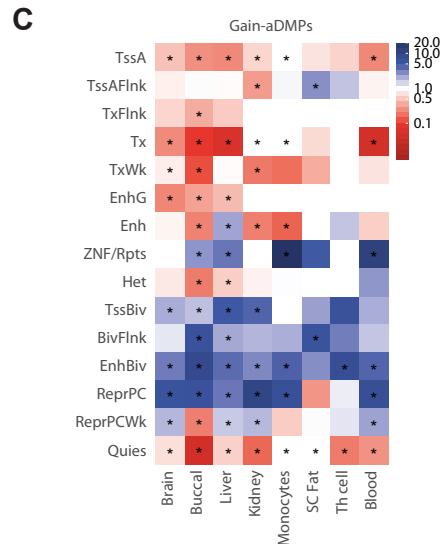


Tissue	CGI	Shore	n-CGI
Brain	1.6	1.2	0.5
Buccal	4.7	0.7	0.1
Liver	3.4	0.7	0.3
Kidney	6.5	0.5	0.1
Monocytes	15.6	0.2	0.1
SC Fat	10.9	0.3	0.1
Th cell	9.3	0.4	0.1
Blood	17.5	0.2	0.1



Tissue	OR
Brain	4.1
Buccal	12.7
Liver	5.0
Kidney	8.2
SC Fat	1.6
ThCell	6.4
Monocytes	4.1
Blood	6.5



Tissue	CGI	Shore	n-CGI
Brain	0.3	1.2	1.9
Buccal	0.2	2.0	1.3
Liver	0.2	0.8	3.3
Kidney	-	0.4	9.1
Monocytes	0.3	2.1	1.1
SC Fat	0.7	-	5.5
Th cell	0.4	1.5	1.4
Blood	0.1	1.7	1.9

