

Evidence-Based Complementary and Alternative Medicine

Research Article

Anti-Inflammatory Effect of ETAS[®]50 by Inhibiting Nuclear Factor- κ B p65 Nuclear Import in Ultraviolet-B-Irradiated Normal Human Dermal Fibroblasts

Ken Shirato,¹ Tomoko Koda,² Jun Takanari,³ Takuya Sakurai,¹ Junetsu Ogasawara,⁴ Kazuhiko Imaizumi,⁵ Hideki Ohno,⁶ and Takako Kizaki¹

¹Department of Molecular Predictive Medicine and Sport Science, Kyorin University School of Medicine, 6-20-2 Shinkawa, Mitaka, Tokyo 181-8611, Japan

²Faculty of Nursing, Tokyo Healthcare University, 2-5-1 Higashigaoka, Meguro, Tokyo 152-8558, Japan

³Amino Up Chemical Co. Ltd., 363-32 Shin-ei, Kiyota, Sapporo, Hokkaido 004-0839, Japan

⁴Department of Health Science, Asahikawa Medical University, 2-1-1-1 Midorigaoka-Higashi, Asahikawa, Hokkaido 078-8510, Japan

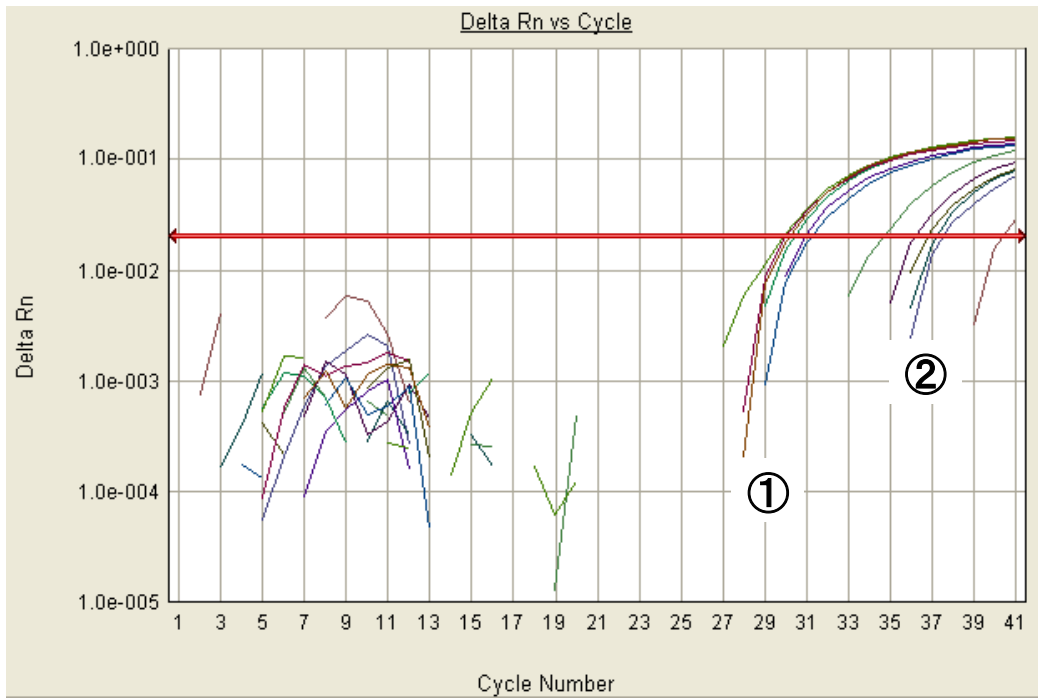
⁵Faculty of Human Sciences, Waseda University, 2-579-15 Mikajima, Tokorozawa, Saitama 359-1192, Japan

⁶Social Medical Corporation, the Yamatokai Foundation, 1-13-12 Nangai, Higashiyamato, Tokyo 207-0014, Japan

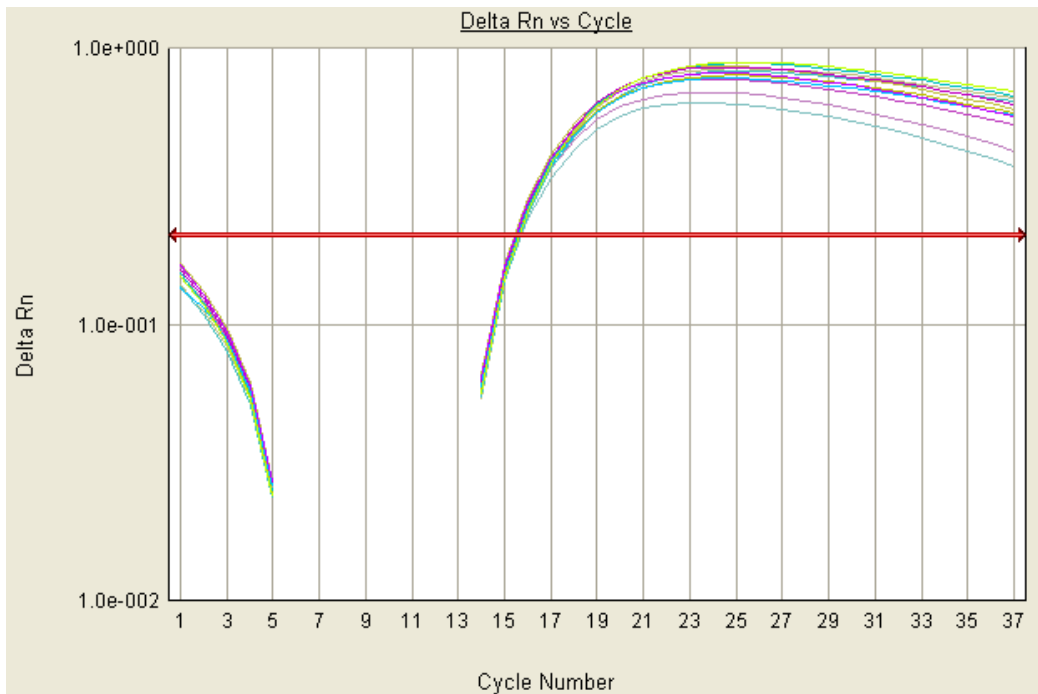
Correspondence should be addressed to Ken Shirato; shirato@ks.kyorin-u.ac.jp

(a)

IL-1 β

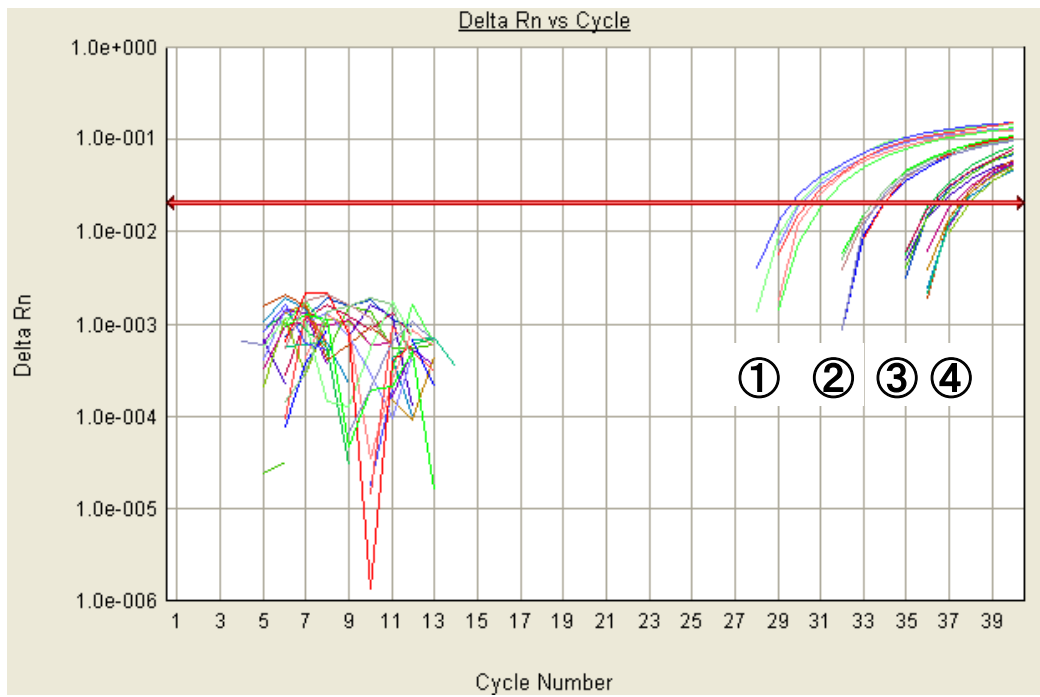


18S

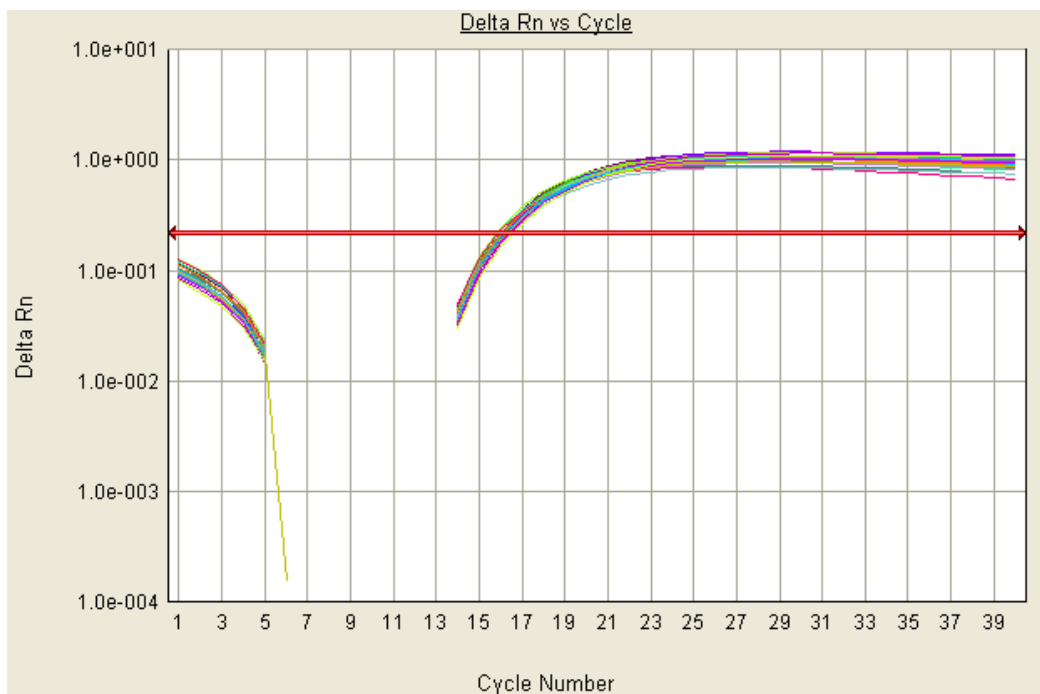


(b)

IL-1 β

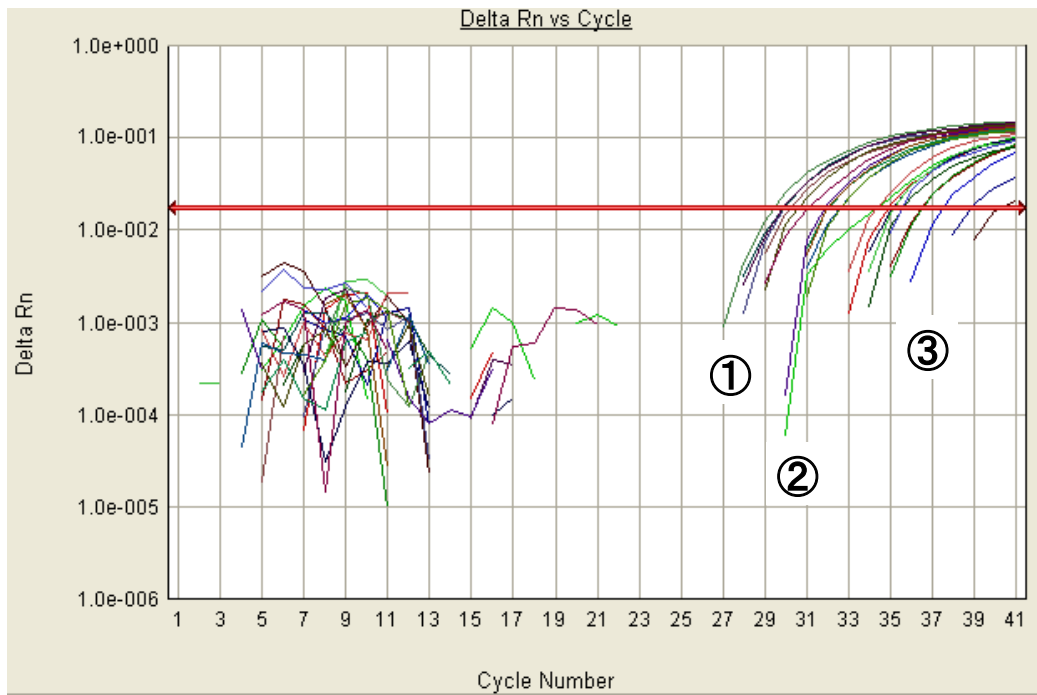


18S

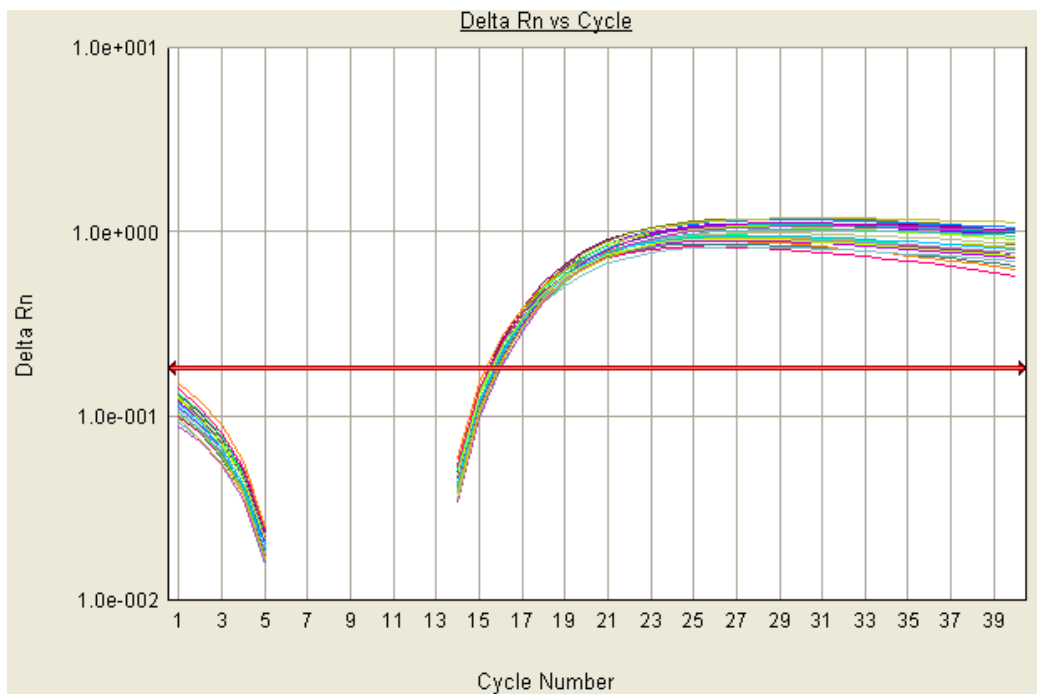


(c)

IL-1 β



18S



Supplementary FIGURE 1: The amplification chart of IL-1 β and 18S obtained from each experiment by real-time PCR. (a) Effect of UV-B irradiation on the level of IL-1 β mRNA of NHDFs (see Figure 1(c)). (1) the UV-B (-) group and (2) the UV-B (+) group. (b) Effect of JSH-23 on UV-B-induced IL-1 β mRNA expression in NHDFs (see Figure 2(a)). (1) the UV-B (+)/JSH-23 (-) group; (2) the UV-B (+)/JSH-23 (+) group; (3) the UV-B (-)/JSH-23 (-) group; and (4) the UV-B (-)/JSH-23 (+) group. (c) Effect of ETAS on UV-B-induced IL-1 β mRNA expression in NHDFs (see Figure 2(b)). (1) the UV-B (+)/ETAS (-) group; (2) the UV-B (+)/ETAS (+) group; and (3) the UV-B (-)/ETAS (-) and UV-B (-)/ETAS (+) groups. Since the present study used TaqMan probes for cDNA amplification, melt peak analysis could not be done.