

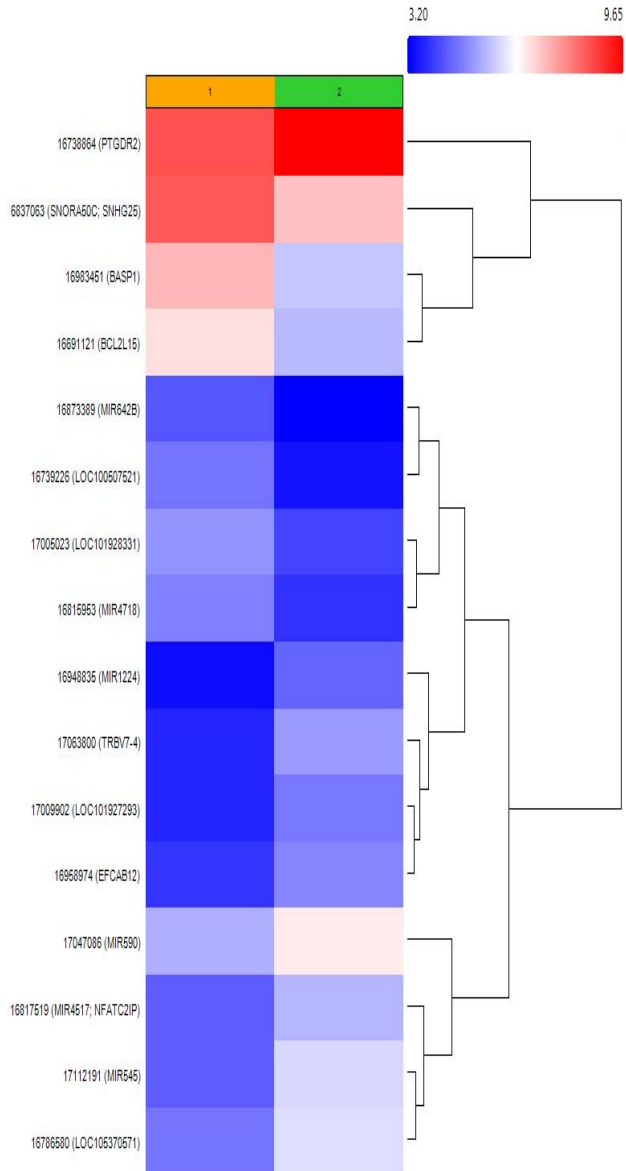
Supplemental Information

**Dominant-Negative TGF- β Receptor Enhances
PSMA-Targeted Human CAR T Cell Proliferation
And Augments Prostate Cancer Eradication**

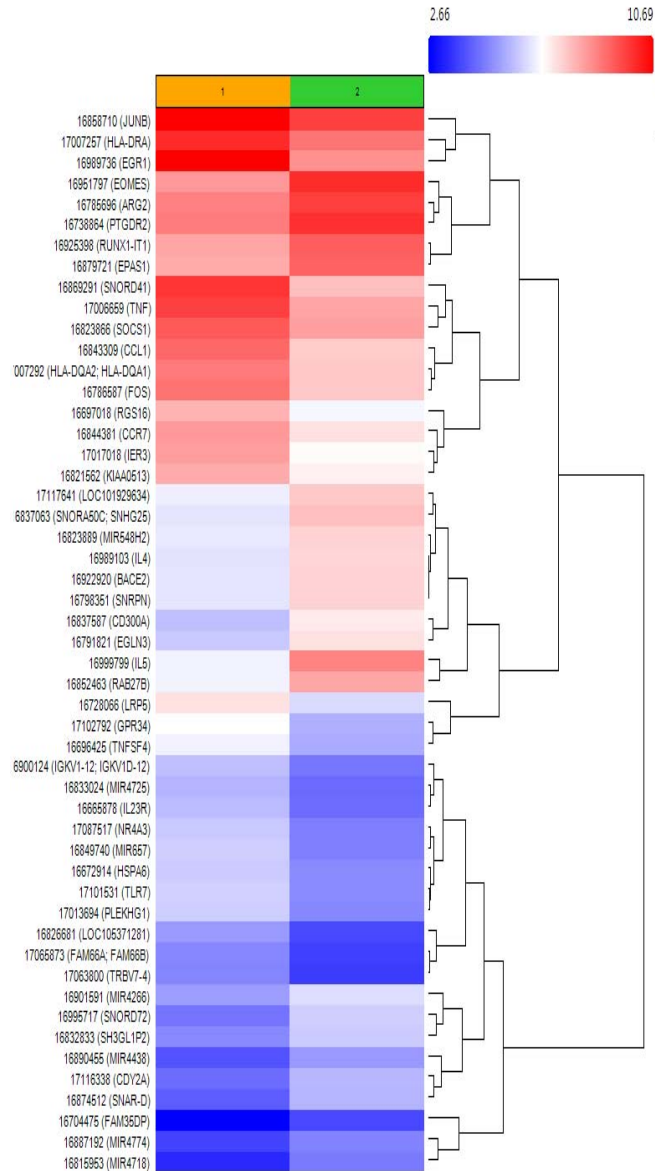
Christopher C. Kloss, Jihyun Lee, Aaron Zhang, Fang Chen, Jan Joseph Melenhorst, Simon F. Lacey, Marcela V. Maus, Joseph A. Fraietta, Yangbing Zhao, and Carl H. June

Supplemental Figure 1. Whole transcriptome microarray hierarchical clustergram analysis of dnTGFβRII expressing PSMA CAR T cells. Total live T cell mRNA was analyzed after 7 days (**A**), 14 days (**B**), and 21 days (**C**) of PC3-PSMA tumor cell coculture with T cells from 1) PBBZ group (Orange) or 2) PBBZ + dnTGFβRII (Green). Clustergram analysis clusters significantly differentially expressed genes into similar pathways. The scalebar indicates the level expression of individual genes.

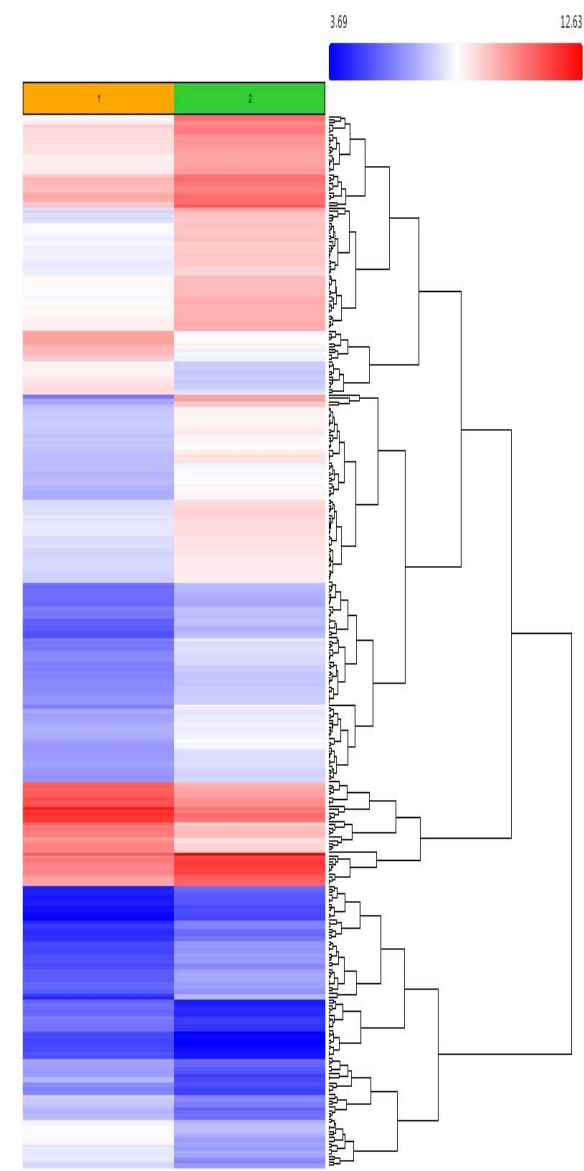
A D7 Pbbz vs.
dnTGFBRII-T2A-Pbbz



B D14 Pbbz vs.
dnTGFBRII-T2A-Pbbz



C D21 Pbbz vs.
dnTGFBRII-T2A-Pbbz



Supplemental Table 1.

Day 7			Day 14			Day 21		
Gene/MIR #	Fold Change	Gene Symbol	Gene/MIR #	Fold Change	Gene Symbol	Gene/MIR #	Fold Change	Gene Symbol
1	2.98	MIR545	1	4.46	IL5	1	15.05	IL5
2	2.87	TRBV7-4	2	3.24	EOMES	2	8.81	IL13
3	2.51	LOC105370571	3	2.98	RAB27B	3	6.29	APOD
4	2.39	MIR590	4	2.71	SNORD72	4	5.91	IL4
5	2.19	MIR4517; NFATC2IP	5	2.68	SNAR-D	5	5.39	EGR1
6	2.17	MIR1224	6	2.63	SNORA50C; SNHG25	6	5.07	EPAS1
7	2.08	LOC101927293	7	2.52	CD300A	7	4.63	SLCO4C1
8	2.04	PTGDR2	8	2.5	EGLN3	8	4.44	LIF
9	2.04	EFCAB12	9	2.45	MIR4718	9	4.35	RAB27B
10	-2.01	LOC101928331	10	2.28	PTGDR2	10	4.03	LOC101928173
11	-2.03	MIR4718	11	2.28	CDY2A	11	3.96	IFNG
12	-2.15	MIR642B	12	2.2	MIR4438	12	3.9	SLC7A8
13	-2.36	LOC100507521	13	2.2	FAM35DP	13	3.76	RNU5D-1
14	-2.43	BCL2L15	14	2.19	EPAS1	14	3.57	DUSP6
15	-2.51	SNORA50C; SNHG25	15	2.15	IL4	15	3.57	OSM
16	-3.09	BASP1	16	2.15	BACE2	16	3.49	TNFSF15
			17	2.15	SNRPN	17	3.48	CSF2
			18	2.12	RUNX1-IT1	18	3.33	LOC100505478
			19	2.12	LOC101929634	19	3.27	IL3RA
			20	2.07	MIR548H2	20	3.25	IL17RB
			21	2.05	MIR4774	21	3.21	GIN52
			22	2.04	SH3GL1P2	22	3.2	IL3RA
			23	2.03	ARG2	23	3.2	FAM72D; FAM72C
			24	2.02	MIR4266	24	3.2	PTGS2
			25	-2.01	HSPA6	25	3.17	TP73
			26	-2.04	JUNB	26	3.15	ARG2
			27	-2.04	LRP5	27	3.15	HIST1H2BE
			28	-2.07	SOCS1	28	3.07	CCNA1
			29	-2.14	TLR7	29	3.07	IL1A
			30	-2.16	TNFSF4 (AKA OX4C)	30	3.03	IFI30
			31	-2.16	KIAA0513	31	3.03	HIST1H2BM
			32	-2.18	CCR7	32	3.01	MCOLN3
			33	-2.18	FAM66A; FAM66B	33	2.99	HIST1H2AJ
			34	-2.19	PLEKHG1	34	2.98	CENPN
			35	-2.22	HLA-DRA	35	2.98	DSCC1
			36	-2.24	IGKV1-12; IGKV1D-12	36	2.97	CCL3
			37	-2.25	NR4A3	37	2.92	CRLF2
			38	-2.26	TRBV7-4	38	2.84	CPM
			39	-2.29	HLA-DQA2; HLA-DQA1	39	2.81	CDC20B
			40	-2.32	MIR4725	40	2.78	GPAT3
			41	-2.37	IL23R	41	2.78	CD86
			42	-2.38	MIR657	42	2.78	PBK
			43	-2.38	GPR34	43	2.77	FAM72A
			44	-2.44	LOC105371281	44	2.77	MT1G
			45	-2.5	RGS16	45	2.76	APOO
			46	-2.51	FOS	46	2.73	RNVU1-14
			47	-2.78	IER3	47	2.71	LOC100240735
			48	-2.87	CCL1	48	2.7	SPC24
			49	-2.95	TNF	49	2.7	SGOL1
			50	-4.48	SNORD41	50	2.68	CDK1
			51	-4.76	EGR1	51	2.68	MIR221
						52	2.67	CCL3L3; CCL3L1
						53	2.65	UBE2T
						54	2.64	SAMD5
						55	2.62	PTPN14
						56	2.61	CLECL1
						57	2.61	CDC20
						58	2.61	CDC6
						59	2.6	HPGDS
						60	2.6	CDKN3

61	2.6 TK1
62	2.6 OSBPL6
63	2.58 ITGA11
64	2.57 ASF1B
65	2.57 GUCY1B3
66	2.55 CCL1
67	2.55 CLSPN
68	2.55 HIST1H3H
69	2.55 HIST1H3G
70	2.54 SHCBP1
71	2.54 SPC25
72	2.54 LRRCC1
73	2.53 SPAG5
74	2.53 GINS4
75	2.5 TRAV9-1
76	2.5 C17orf58
77	2.5 DMC1
78	2.5 RPL39L
79	2.49 PLK1
80	2.48 PLPP1
81	2.48 CSAG3; CSAG2
82	2.48 CSAG3; CSAG2
83	2.48 SIGLEC17P
84	2.48 IFITM3
85	2.48 SKA1
86	2.48 HIST1H2AI
87	2.47 HBEGF
88	2.47 MTFR2
89	2.46 LOC105375905
90	2.46 HIST1H3J
91	2.44 CCNB1
92	2.43 DEPDC1
93	2.42 IL1RL1
94	2.42 GZMK
95	2.41 EXO1
96	2.41 CEP55
97	2.41 FOSL1
98	2.4 MYBL1
99	2.38 MYBL2
100	2.38 CCNE2
101	2.37 ESCO2
102	2.36 DTL
103	2.36 CENPW
104	2.35 KIF14
105	2.35 HIST1H4B
106	2.35 CDR1
107	2.33 LINC01123
108	2.33 MT2A
109	2.33 TNF
110	2.32 GAB2
111	2.32 RAD54L
112	2.32 SOCS1
113	2.32 CRNDE
114	2.32 NQO1
115	2.31 STX3; OR10Y1P
116	2.31 XRCC2
117	2.3 PMCH
118	2.3 CCL4L2; CCL4L1
119	2.29 MYO1B
120	2.28 BACE2
121	2.28 SMAGP
122	2.28 CCNB2
123	2.27 LOC101928865
124	2.27 GZMB

125	2.27 KIAA0101
126	2.27 SIGLEC6
127	2.27 CENPU
128	2.27 CENPH
129	2.27 HIST1H2BF
130	2.26 FAM111B
131	2.25 SPP1
132	2.25 LOC105370594
133	2.24 FOXM1
134	2.24 TUBA1B; TUBA1A
135	2.24 CCL4
136	2.24 KIR3DL2; KIR3DL1
137	2.23 ZWINT
138	2.23 SKA3
139	2.23 LINC01106
140	2.23 CDC45
141	2.23 DTHD1
142	2.23 HMGN5
143	2.22 TYMS
144	2.22 MAD2L1
145	2.22 HIST1H2BL
146	2.21 TOM1L1
147	2.21 CREG1
148	2.21 KLF5
149	2.21 HIST1H1B
150	2.21 ANLN
151	2.21 CLU; MIR6843
152	2.2 KLHL11
153	2.2 FCER1G
154	2.2 ORC1
155	2.2 MIR3665
156	2.19 TRBV7-4
157	2.19 SPOCK1
158	2.19 PRR11
159	2.19 RRM2
160	2.19 UBE2C
161	2.18 ORC6
162	2.17 ICAM1
163	2.17 STX11
164	2.17 CD9
165	2.17 MCM10
166	2.17 HIST1H3F
167	2.17 MELK
168	2.16 GAS2L3
169	2.16 NPC2; MIR4709
170	2.16 LOC105371152
171	2.16 DONSON
172	2.15 PDLIM5
173	2.15 RAB23
174	2.14 KCCAT198
175	2.14 CCNE1
176	2.14 KIF20A
177	2.14 DEPDC1B
178	2.13 NDC80
179	2.12 TMPO-AS1
180	2.12 KIF23
181	2.12 TPMT
182	2.11 DCLRE1B
183	2.11 PLA2G4A
184	2.11 DLGAP5
185	2.1 CDCA8
186	2.1 NUF2
187	2.1 ESPL1
188	2.1 TICRR

189	2.1 HMMR
190	2.1 CENPQ
191	2.09 NEK2
192	2.09 DIAPH3
193	2.09 RAD51
194	2.09 BIRC5
195	2.09 RNF130
196	2.09 SPAG1
197	2.08 FEN1; FADS2
198	2.07 BRCA2
199	2.07 GINS1
200	2.06 TLCD2
201	2.06 BCRP3
202	2.06 NCAPH
203	2.05 CDC7
204	2.05 GATA3-AS1
205	2.05 EME1
206	2.05 PSMC3IP
207	2.05 TMEM237
208	2.05 ECT2
209	2.05 TTK
210	2.04 YES1
211	2.04 ANPEP
212	2.04 RFC5
213	2.04 CLN6
214	2.04 CDT1
215	2.04 PMAIP1
216	2.04 BHLHE40-AS1
217	2.04 NCAPG
218	2.04 MND1
219	2.04 CCNA2
220	2.04 TRGV3; TRGC2
221	2.03 ETV7
222	2.03 AURKB
223	2.03 TLR3
224	2.02 CLEC7A
225	2.02 IRX3
226	2.02 RNVU1-3
227	2.02 RNVU1-3
228	2.02 TMTC1
229	2.02 CD200
230	2.02 PEX5L
231	2.02 SLC7A11
232	2.02 CENPP
233	2.01 CDCA5
234	2.01 E2F7
235	2.01 GOLGA8J
236	2.01 CDCA2
237	-2.01 SNORD61; RBMX
238	-2.01 KLRC2; KLRC3
239	-2.02 GUSBP3
240	-2.03 PLCG1; RPL23AP81
241	-2.03 TAS2R31
242	-2.03 SNORD116-6
243	-2.04 RNU6-82P
244	-2.04 SNORD116-19; SNORD116-17 SNORD116-19; SNORD116-17;
245	-2.04 SNRPN; IPW
246	-2.04 USP6
247	-2.06 PWAR5; SNORD108
248	-2.06 ERMN
249	-2.06 MIR1234; CPSF1
250	-2.07 PPIAL4E; PPIAL4D; PPIAL4F

251	-2.07 SNORD116-2
252	-2.08 POM121L8P
253	-2.09 ABLIM1
254	-2.1 SNORA12
255	-2.1 SORL1
256	-2.1 SCARNA11
257	-2.1 CCDC141
258	-2.11 LOC105371220
259	-2.11 PLXNA4
260	-2.12 IGKV1-12; IGKV1D-12
261	-2.12 CD44
262	-2.12 RNU4ATAC
263	-2.12 SNORA9; SNHG15
264	-2.13 SNORA50A
265	-2.13 MIR766
266	-2.15 B3GALT2
267	-2.15 DPRXP4
268	-2.17 SPNS3
269	-2.17 GPR155
270	-2.17 MIR4253
271	-2.17 KRT16P3
272	-2.17 LOC100128751
273	-2.18 ANKRD44-IT1
274	-2.19 SNORD46
275	-2.22 SNORD91B
276	-2.23 MIR4729
277	-2.23 AQP7
278	-2.25 SNORD71
279	-2.26 MIR601
280	-2.27 MIR4506
281	-2.3 SCARNA5
282	-2.33 PRKXP1
283	-2.35 SNORD111
284	-2.35 SNORD116-24
285	-2.35 SNORA80A
286	-2.35 NPIP11
287	-2.37 RNU6-79P
288	-2.37 SNORD60
289	-2.41 LOC105379251
290	-2.42 AMICA1
291	-2.42 SCARNA3
292	-2.43 SPRR2F
293	-2.44 MIR548AL
294	-2.44 TPT1
295	-2.44 SCARNA10
296	-2.46 SNORD17
297	-2.46 SNORA14A
298	-2.46 LOC100131541
299	-2.48 SNORA57; METTL12
300	-2.51 UBE2CP5
301	-2.54 SNORA71A
302	-2.58 LOC100506123
303	-2.58 SLAMF8
304	-2.59 SNORA2A
305	-2.62 TTN
306	-2.62 ABCG1
307	-2.63 TRAJ25
308	-2.64 TRAJ1
309	-2.64 RBMS3
310	-2.72 TRAJ19
311	-2.74 SNORA38B
312	-2.76 SLC14A1
313	-2.78 TRAJ14
314	-2.79 MPP7

315	-2.85 SNORA71D
316	-2.87 NUAK2
317	-2.96 SNORD15B
318	-2.98 SCARNA6
319	-2.99 PIK3IP1
320	-3 SNORA2C; MIR1291
321	-3.04 PLCG1
322	-3.04 SNORD3D
323	-3.18 SNORA54
324	-3.3 IGANRP
325	-3.32 NELL2
326	-3.5 SNORA60
327	-3.59 SNORA10; RPS2
328	-3.61 MIR1299
329	-3.68 MIR1203
330	-3.76 SNORA50C; SNHG25
331	-4.06 SNORA23

Supplemental Table 2. KEGG Analysis, day 14

#pathway ID	Pathway description	Observed gene count	False discovery rate	Matching proteins in your network
5321	Inflammatory bowel disease (IBD)	8	1.71E-10	HLA-DQA2,HLA-DRA,IL23R,IL4,IL4R,IL5,JUN,TNF
4060	Cytokine-cytokine receptor interaction	11	6.52E-10	CCL1,CCR7,IL23R,IL4,IL4R,IL5,TNF,TNFRSF1A,TNFRSF1B,TNFRSF4,TNFSF4
4380	Osteoclast differentiation	8	1.58E-08	FOS,FOSL2,JUN,JUNB,JUND,SOCS1,TNF,TNFRSF1A
5310	Asthma	5	2.20E-07	HLA-DQA2,HLA-DRA,IL4,IL5,TNF
5140	Leishmaniasis	6	3.74E-07	FOS,HLA-DQA2,HLA-DRA,IL4,JUN,TNF
5330	Allograft rejection	5	4.10E-07	HLA-DQA2,HLA-DRA,IL4,IL5,TNF
5164	Influenza A	7	2.11E-06	HLA-DQA2,HLA-DRA,HSPA6,JUN,TLR7,TNF,TNFRSF1A
4668	TNF signaling pathway	6	3.14E-06	FOS,JUN,JUNB,TNF,TNFRSF1A,TNFRSF1B
5145	Toxoplasmosis	6	3.88E-06	HLA-DQA2,HLA-DRA,HSPA6,SOCS1,TNF,TNFRSF1A
4640	Hematopoietic cell lineage	5	2.24E-05	HLA-DRA,IL4,IL4R,IL5,TNF
5166	HTLV-I infection	7	2.24E-05	EGR1,FOS,HLA-DQA2,HLA-DRA,JUN,TNF,TNFRSF1A
5323	Rheumatoid arthritis	5	2.24E-05	FOS,HLA-DQA2,HLA-DRA,JUN,TNF
5168	Herpes simplex infection	6	3.60E-05	FOS,HLA-DQA2,HLA-DRA,JUN,TNF,TNFRSF1A
4660	T cell receptor signaling pathway	5	3.89E-05	FOS,IL4,IL5,JUN,TNF
4672	Intestinal immune network for IgA production	4	4.13E-05	HLA-DQA2,HLA-DRA,IL4,IL5
5320	Autoimmune thyroid disease	4	6.00E-05	HLA-DQA2,HLA-DRA,IL4,IL5
5211	Renal cell carcinoma	4	0.000166	ARNT,EGLN3,EPAS1,JUN
4612	Antigen processing and presentation	4	0.000177	HLA-DQA2,HLA-DRA,HSPA6,TNF
4010	MAPK signaling pathway	6	0.000202	FOS,HSPA6,JUN,JUND,TNF,TNFRSF1A
4630	Jak-STAT signaling pathway	5	0.000248	IL23R,IL4,IL4R,IL5,SOCS1
5322	Systemic lupus erythematosus	4	0.000615	HLA-DQA2,HLA-DRA,SNRPD1,TNF
5142	Chagas disease (American trypanosomiasis)	4	0.000637	FOS,JUN,TNF,TNFRSF1A
5200	Pathways in cancer	6	0.000653	ARNT,EGLN3,EPAS1,FOS,JUN,RUNX1T1
4620	Toll-like receptor signaling pathway	4	0.000684	FOS,JUN,TLR7,TNF
5332	Graft-versus-host disease	3	0.000684	HLA-DQA2,HLA-DRA,TNF
4940	Type I diabetes mellitus	3	0.000894	HLA-DQA2,HLA-DRA,TNF
5014	Amyotrophic lateral sclerosis (ALS)	3	0.00168	TNF,TNFRSF1A,TNFRSF1B
4664	Fc epsilon RI signaling pathway	3	0.0037	IL4,IL5,TNF
4920	Adipocytokine signaling pathway	3	0.00373	TNF,TNFRSF1A,TNFRSF1B
5133	Pertussis	3	0.00394	FOS,JUN,TNF
5152	Tuberculosis	4	0.00408	HLA-DQA2,HLA-DRA,TNF,TNFRSF1A
5169	Epstein-Barr virus infection	4	0.00589	HLA-DQA2,HLA-DRA,HSPA6,JUN
4915	Estrogen signaling pathway	3	0.00856	FOS,HSPA6,JUN
3040	Spliceosome	3	0.019	HSPA6,SNRPD1,SNRPF
5162	Measles	3	0.0206	HSPA6,IL4,TLR7
5161	Hepatitis B	3	0.0248	FOS,JUN,TNF
4932	Non-alcoholic fatty liver disease (NAFLD)	3	0.0282	JUN,TNF,TNFRSF1A
4930	Type II diabetes mellitus	2	0.0305	SOCS1,TNF
5010	Alzheimer s disease	3	0.0354	BACE2,TNF,TNFRSF1A
5202	Transcriptional misregulation in cancer	3	0.0354	CCR7,NR4A3,RUNX1T1
5150	Staphylococcus aureus infection	2	0.0361	HLA-DQA2,HLA-DRA
5134	Legionellosis	2	0.038	HSPA6,TNF
5416	Viral myocarditis	2	0.0399	HLA-DQA2,HLA-DRA
5210	Colorectal cancer	2	0.0418	FOS,JUN

Supplemental Table 2. KEGG Analysis, day 21

#pathway ID	Pathway description	Observed gene count	False discovery rate	Matching proteins in your network
4060	Cytokine-cytokine receptor interaction	12	1.83E-08	CCL3,CRLF2,CSF2,IFNG,IL13,IL17RB,IL1A,IL3RA,IL4,IL5,OSM,TNFSF15
4630	Jak-STAT signaling pathway	8	6.99E-06	CRLF2,CSF2,IFNG,IL13,IL3RA,IL4,IL5,OSM
4110	Cell cycle	6	0.000192	CCNA1,CCNA2,CCNB1,CCNB2,CDC20,CDC45
4664	Fc epsilon RI signaling pathway	5	0.000192	CSF2,IL13,IL4,IL5,PLCG1
5321	Inflammatory bowel disease (IBD)	5	0.000192	IFNG,IL13,IL1A,IL4,IL5
5330	Allograft rejection	4	0.000244	CD86,IFNG,IL4,IL5
4640	Hematopoietic cell lineage	5	0.00036	CSF2,IL1A,IL3RA,IL4,IL5
5323	Rheumatoid arthritis	5	0.00036	CCL3,CD86,CSF2,IFNG,IL1A
4660	T cell receptor signaling pathway	5	0.00064	CSF2,IFNG,IL4,IL5,PLCG1
5162	Measles	5	0.00215	IFNG,IL13,IL1A,IL4,TP73
5140	Leishmaniasis	4	0.00227	IFNG,IL1A,IL4,PTGS2
5310	Asthma	3	0.00271	IL13,IL4,IL5
4914	Progesterone-mediated oocyte maturation	4	0.00325	CCNA1,CCNA2,CCNB1,CCNB2
5132	Salmonella infection	4	0.00332	CCL3,CSF2,IFNG,IL1A
5332	Graft-versus-host disease	3	0.00463	CD86,IFNG,IL1A
5322	Systemic lupus erythematosus	4	0.00516	CD86,HIST1H2AJ,HIST1H2BM,IFNG
4940	Type I diabetes mellitus	3	0.0056	CD86,IFNG,IL1A
4114	Oocyte meiosis	4	0.00665	CCNB1,CCNB2,CDC20,SGOL1
4672	Intestinal immune network for IgA production	3	0.00665	CD86,IL4,IL5
5320	Autoimmune thyroid disease	3	0.00869	CD86,IL4,IL5
4115	p53 signaling pathway	3	0.0197	CCNB1,CCNB2,TP73
5202	Transcriptional misregulation in cancer	4	0.03	CCNA1,CD86,CSF2,DUSP6
5203	Viral carcinogenesis	4	0.0409	CCNA1,CCNA2,CDC20,HIST1H2BM
5169	Epstein-Barr virus infection	4	0.0457	CCNA1,CCNA2,IFNG,PLCG1

Supplemental Table 3. Gene Ontogeny Analysis, day 14

#pathway ID	Pathway description	Observed gene count	False discovery rate
GO.0034097	response to cytokine	14	8.87E-08
GO.0051707	response to other organism	14	8.87E-08
GO.1903708	positive regulation of hemopoiesis	9	9.32E-08
GO.1902107	positive regulation of leukocyte differentiation	8	4.32E-07
GO.0033993	response to lipid	13	3.61E-06
GO.0032496	response to lipopolysaccharide	9	5.37E-06
GO.0002639	positive regulation of immunoglobulin production	5	5.66E-06
GO.0006954	inflammatory response	10	1.01E-05
GO.0031347	regulation of defense response	12	1.19E-05
GO.0009617	response to bacterium	10	1.44E-05
GO.0045639	positive regulation of myeloid cell differentiation	6	1.44E-05
GO.0051239	regulation of multicellular organismal process	19	1.44E-05
GO.0009893	positive regulation of metabolic process	22	3.44E-05
GO.0042127	regulation of cell proliferation	15	3.44E-05
GO.0019221	cytokine-mediated signaling pathway	9	3.62E-05
GO.0002763	positive regulation of myeloid leukocyte differentiation	5	5.25E-05
GO.0046636	negative regulation of alpha-beta T cell activation	4	5.25E-05
GO.0006955	immune response	14	5.39E-05
GO.0045637	regulation of myeloid cell differentiation	7	5.79E-05
GO.0002761	regulation of myeloid leukocyte differentiation	6	6.62E-05
GO.0046634	regulation of alpha-beta T cell activation	5	7.88E-05
GO.1903530	regulation of secretion by cell	10	9.38E-05
GO.1903706	regulation of hemopoiesis	8	9.38E-05
GO.0045622	regulation of T-helper cell differentiation	4	9.86E-05
GO.0031325	positive regulation of cellular metabolic process	19	0.000115
GO.0002376	immune system process	16	0.000143
GO.0071241	cellular response to inorganic substance	6	0.000143
GO.0070887	cellular response to chemical stimulus	17	0.000156
GO.1902105	regulation of leukocyte differentiation	7	0.000156
GO.0002699	positive regulation of immune effector process	6	0.00017
GO.0010534	regulation of activation of JAK2 kinase activity	3	0.000175
GO.0010604	positive regulation of macromolecule metabolic process	18	0.000185
GO.0001817	regulation of cytokine production	9	0.000211
GO.0045623	negative regulation of T-helper cell differentiation	3	0.000211
GO.0050727	regulation of inflammatory response	7	0.000211
GO.0051024	positive regulation of immunoglobulin secretion	3	0.000211
GO.0061418	regulation of transcription from RNA polymerase II promoter in response to hypoxia	4	0.000211
GO.0071345	cellular response to cytokine stimulus	9	0.000211
GO.0071310	cellular response to organic substance	15	0.000238
GO.0009605	response to external stimulus	15	0.00027
GO.0048518	positive regulation of biological process	24	0.000333
GO.0001774	microglial cell activation	3	0.000354
GO.0046425	regulation of JAK-STAT cascade	5	0.000354
GO.0010035	response to inorganic substance	8	0.000384
GO.0051716	cellular response to stimulus	26	0.000384
GO.0060341	regulation of cellular localization	12	0.000394
GO.0051591	response to cAMP	5	0.000436
GO.0071277	cellular response to calcium ion	4	0.000481
GO.0009612	response to mechanical stimulus	6	0.000595
GO.0051249	regulation of lymphocyte activation	7	0.000868
GO.0071248	cellular response to metal ion	5	0.000872
GO.2000525	positive regulation of T cell costimulation	2	0.000875
GO.0042510	regulation of tyrosine phosphorylation of Stat1 protein	3	0.00095
GO.0042110	T cell activation	6	0.000952
GO.0051251	positive regulation of lymphocyte activation	6	0.000952
GO.0032101	regulation of response to external stimulus	10	0.000968
GO.0030888	regulation of B cell proliferation	4	0.000981
GO.0001819	positive regulation of cytokine production	7	0.00105
GO.0051240	positive regulation of multicellular organismal process	12	0.00105
GO.0007165	signal transduction	22	0.00106
GO.0010557	positive regulation of macromolecule biosynthetic process	13	0.00106
GO.0043618	regulation of transcription from RNA polymerase II promoter in response to stress	4	0.00106
GO.0050707	regulation of cytokine secretion	5	0.00106
GO.0045624	positive regulation of T-helper cell differentiation	3	0.00113
GO.0048584	positive regulation of response to stimulus	14	0.00113
GO.0051090	regulation of sequence-specific DNA binding transcription factor activity	7	0.00113
GO.0051704	multi-organism process	15	0.00121

GO.0032103	positive regulation of response to external stimulus	7	0.00123
GO.0050708	regulation of protein secretion	7	0.0013
GO.0006952	defense response	12	0.00132
GO.0045935	positive regulation of nucleobase-containing compound metabolic process	13	0.00132
GO.0002825	regulation of T-helper 1 type immune response	3	0.00134
GO.0045893	positive regulation of transcription, DNA-templated	12	0.00134
GO.0048522	positive regulation of cellular process	21	0.00134
GO.0080134	regulation of response to stress	12	0.00134
GO.0045582	positive regulation of T cell differentiation	4	0.00142
GO.0046427	positive regulation of JAK-STAT cascade	4	0.00142
GO.0045321	leukocyte activation	7	0.00145
GO.0001562	response to protozoan	3	0.00147
GO.0002697	regulation of immune effector process	7	0.00152
GO.0031328	positive regulation of cellular biosynthetic process	13	0.00157
GO.0048534	hematopoietic or lymphoid organ development	8	0.00157
GO.0045626	negative regulation of T-helper 1 cell differentiation	2	0.00159
GO.0048583	regulation of response to stimulus	18	0.0017
GO.0042104	positive regulation of activated T cell proliferation	3	0.00175
GO.0002520	immune system development	8	0.00193
GO.0007166	cell surface receptor signaling pathway	14	0.00193
GO.0042493	response to drug	7	0.00193
GO.0044700	single organism signaling	22	0.00203
GO.0014070	response to organic cyclic compound	9	0.00207
GO.0008284	positive regulation of cell proliferation	9	0.00209
GO.0042325	regulation of phosphorylation	11	0.00216
GO.0045597	positive regulation of cell differentiation	9	0.00216
GO.0002521	leukocyte differentiation	6	0.0022
GO.0006950	response to stress	18	0.0022
GO.0051246	regulation of protein metabolic process	15	0.00234
GO.0002684	positive regulation of immune system process	9	0.00236
GO.0050670	regulation of lymphocyte proliferation	5	0.0025
GO.0032649	regulation of interferon-gamma production	4	0.00253
GO.0048295	positive regulation of isotype switching to IgE isotypes	2	0.00253
GO.0048519	negative regulation of biological process	20	0.00253
GO.1903532	positive regulation of secretion by cell	6	0.00253
GO.2000416	regulation of eosinophil migration	2	0.00253
GO.0007154	cell communication	22	0.00254
GO.0010033	response to organic substance	15	0.00259
GO.0010647	positive regulation of cell communication	12	0.0026
GO.0002823	negative regulation of adaptive immune response based on somatic recombination of immune receptors	3	0.00274
GO.0031399	regulation of protein modification process	12	0.00274
GO.0032735	positive regulation of interleukin-12 production	3	0.00274
GO.0043304	regulation of mast cell degranulation	3	0.00274
GO.0050729	positive regulation of inflammatory response	4	0.00282
GO.0002698	negative regulation of immune effector process	4	0.00305
GO.0002682	regulation of immune system process	11	0.0032
GO.0001892	embryonic placenta development	4	0.00326
GO.0051094	positive regulation of developmental process	10	0.00326
GO.0033209	tumor necrosis factor-mediated signaling pathway	3	0.0035
GO.0050728	negative regulation of inflammatory response	4	0.0035
GO.0051247	positive regulation of protein metabolic process	11	0.00391
GO.0030099	myeloid cell differentiation	5	0.00399
GO.0032268	regulation of cellular protein metabolic process	14	0.004
GO.0050864	regulation of B cell activation	4	0.00442
GO.0006979	response to oxidative stress	6	0.00463
GO.0030890	positive regulation of B cell proliferation	3	0.00464
GO.0032653	regulation of interleukin-10 production	3	0.00464
GO.0030097	hemopoiesis	7	0.00474
GO.0001932	regulation of protein phosphorylation	10	0.00483
GO.0043382	positive regulation of memory T cell differentiation	2	0.00483
GO.0051133	regulation of NK T cell activation	2	0.00483
GO.2000319	regulation of T-helper 17 cell differentiation	2	0.00483
GO.0050730	regulation of peptidyl-tyrosine phosphorylation	5	0.00484
GO.0098542	defense response to other organism	6	0.00492
GO.0050671	positive regulation of lymphocyte proliferation	4	0.00493
GO.0051049	regulation of transport	12	0.005
GO.0051223	regulation of protein transport	8	0.00543
GO.0050777	negative regulation of immune response	4	0.00559
GO.0001816	cytokine production	4	0.00609
GO.0032870	cellular response to hormone stimulus	7	0.00613

GO.0031349	positive regulation of defense response	6	0.0062
GO.0032722	positive regulation of chemokine production	3	0.00647
GO.0071456	cellular response to hypoxia	4	0.0065
GO.0045944	positive regulation of transcription from RNA polymerase II promoter	9	0.00722
GO.0030217	T cell differentiation	4	0.00768
GO.0043619	regulation of transcription from RNA polymerase II promoter in response to oxidative stress	2	0.00776
GO.0045630	positive regulation of T-helper 2 cell differentiation	2	0.00776
GO.2000113	negative regulation of cellular macromolecule biosynthetic process	10	0.00799
GO.0050776	regulation of immune response	8	0.00887
GO.0048545	response to steroid hormone	6	0.00889
GO.0010646	regulation of cell communication	15	0.00901
GO.0048585	negative regulation of response to stimulus	10	0.00952
GO.0045934	negative regulation of nucleobase-containing compound metabolic process	10	0.00972
GO.1901654	response to ketone	4	0.00997
GO.0046631	alpha-beta T cell activation	3	0.0102
GO.0010605	negative regulation of macromolecule metabolic process	13	0.0104
GO.0002703	regulation of leukocyte mediated immunity	4	0.0109
GO.0031324	negative regulation of cellular metabolic process	13	0.011
GO.0032729	positive regulation of interferon-gamma production	3	0.0111
GO.0042531	positive regulation of tyrosine phosphorylation of STAT protein	3	0.0111
GO.0032736	positive regulation of interleukin-13 production	2	0.0113
GO.0035914	skeletal muscle cell differentiation	3	0.0115
GO.0048568	embryonic organ development	6	0.0128
GO.0001890	placenta development	4	0.0131
GO.0009628	response to abiotic stimulus	9	0.0133
GO.0045892	negative regulation of transcription, DNA-templated	9	0.0142
GO.0002824	positive regulation of adaptive immune response based on somatic recombination of immune rece	3	0.0151
GO.0017157	regulation of exocytosis	4	0.0151
GO.0045670	regulation of osteoclast differentiation	3	0.0151
GO.0030854	positive regulation of granulocyte differentiation	2	0.0153
GO.0050871	positive regulation of B cell activation	3	0.0154
GO.0071496	cellular response to external stimulus	5	0.0154
GO.0050731	positive regulation of peptidyl-tyrosine phosphorylation	4	0.0155
GO.0002708	positive regulation of lymphocyte mediated immunity	3	0.016
GO.0023056	positive regulation of signaling	10	0.0172
GO.0009966	regulation of signal transduction	13	0.0187
GO.0045595	regulation of cell differentiation	10	0.0196
GO.0043306	positive regulation of mast cell degranulation	2	0.0199
GO.0045921	positive regulation of exocytosis	3	0.0202
GO.0034162	toll-like receptor 9 signaling pathway	3	0.0224
GO.0046649	lymphocyte activation	5	0.0224
GO.0048523	negative regulation of cellular process	17	0.0224
GO.0071260	cellular response to mechanical stimulus	3	0.0224
GO.0000302	response to reactive oxygen species	4	0.0225
GO.0008630	intrinsic apoptotic signaling pathway in response to DNA damage	3	0.0232
GO.0051241	negative regulation of multicellular organismal process	8	0.0239
GO.0071560	cellular response to transforming growth factor beta stimulus	4	0.0243
GO.0050714	positive regulation of protein secretion	4	0.0247
GO.2000026	regulation of multicellular organismal development	10	0.0254
GO.0001829	trophoblast cell differentiation	2	0.0274
GO.0002705	positive regulation of leukocyte mediated immunity	3	0.0274
GO.0042523	positive regulation of tyrosine phosphorylation of Stat5 protein	2	0.0274
GO.0097190	apoptotic signaling pathway	5	0.0274
GO.1901741	positive regulation of myoblast fusion	2	0.0274
GO.0043523	regulation of neuron apoptotic process	4	0.0282
GO.0002755	MyD88-dependent toll-like receptor signaling pathway	3	0.0299
GO.0048145	regulation of fibroblast proliferation	3	0.0299
GO.0033233	regulation of protein sumoylation	2	0.03
GO.0042832	defense response to protozoan	2	0.03
GO.1902106	negative regulation of leukocyte differentiation	3	0.0305
GO.0032270	positive regulation of cellular protein metabolic process	9	0.0318
GO.0050778	positive regulation of immune response	6	0.0324
GO.0009967	positive regulation of signal transduction	9	0.0325
GO.0002076	osteoblast development	2	0.0328
GO.0035994	response to muscle stretch	2	0.0328
GO.0019222	regulation of metabolic process	22	0.036
GO.0033554	cellular response to stress	10	0.0374
GO.0032660	regulation of interleukin-17 production	2	0.0392
GO.0042326	negative regulation of phosphorylation	5	0.0398
GO.0002293	alpha-beta T cell differentiation involved in immune response	2	0.0421

GO.0045672	positive regulation of osteoclast differentiation	2	0.0421
GO.0071356	cellular response to tumor necrosis factor	3	0.0425
GO.0002573	myeloid leukocyte differentiation	3	0.0433
GO.0006357	regulation of transcription from RNA polymerase II promoter	10	0.0433
GO.0007178	transmembrane receptor protein serine/threonine kinase signaling pathway	4	0.0433
GO.0032733	positive regulation of interleukin-10 production	2	0.0444
GO.0065009	regulation of molecular function	13	0.0444
GO.0071624	positive regulation of granulocyte chemotaxis	2	0.0444
GO.0044708	single-organism behavior	5	0.0451
GO.0031327	negative regulation of cellular biosynthetic process	9	0.0476
GO.0034695	response to prostaglandin E	2	0.0476
GO.0043030	regulation of macrophage activation	2	0.0476
GO.0031323	regulation of cellular metabolic process	20	0.0485

Supplemental Table 3. Gene Ontogeny Analysis, day 21

#pathway ID	Pathway description	Observed gene count	False discovery rate
GO.0000278	mitotic cell cycle	67	2.00E-34
GO.1903047	mitotic cell cycle process	57	1.46E-27
GO.0007049	cell cycle	72	7.91E-27
GO.0022402	cell cycle process	62	1.12E-24
GO.0007067	mitotic nuclear division	39	6.56E-24
GO.0051301	cell division	42	8.18E-22
GO.0000280	nuclear division	40	1.50E-21
GO.0048285	organelle fission	41	1.50E-21
GO.0007059	chromosome segregation	27	1.62E-18
GO.0051726	regulation of cell cycle	45	2.17E-13
GO.0000070	mitotic sister chromatid segregation	16	2.97E-13
GO.0010564	regulation of cell cycle process	34	3.07E-13
GO.0044772	mitotic cell cycle phase transition	27	6.28E-13
GO.0098813	nuclear chromosome segregation	18	3.39E-12
GO.0006259	DNA metabolic process	36	1.81E-11
GO.0051983	regulation of chromosome segregation	14	2.19E-11
GO.0006260	DNA replication	21	2.64E-11
GO.0071103	DNA conformation change	21	5.04E-11
GO.0006996	organelle organization	75	1.07E-10
GO.1902589	single-organism organelle organization	60	1.38E-10
GO.0000083	regulation of transcription involved in G1/S transition of mitot	10	1.54E-10
GO.1901990	regulation of mitotic cell cycle phase transition	21	1.11E-09
GO.0051302	regulation of cell division	21	1.71E-09
GO.0006323	DNA packaging	17	1.86E-09
GO.0051276	chromosome organization	37	1.86E-09
GO.0000075	cell cycle checkpoint	19	8.42E-09
GO.0007346	regulation of mitotic cell cycle	26	1.09E-08
GO.0000082	G1/S transition of mitotic cell cycle	17	1.13E-08
GO.0006261	DNA-dependent DNA replication	13	1.13E-08
GO.0007264	small GTPase mediated signal transduction	31	1.14E-08
GO.0051716	cellular response to stimulus	111	2.23E-08
GO.0035556	intracellular signal transduction	53	2.27E-08
GO.0044763	single-organism cellular process	156	7.38E-08
GO.0007088	regulation of mitotic nuclear division	14	8.91E-08
GO.0016043	cellular component organization	94	9.74E-08
GO.0051783	regulation of nuclear division	15	9.74E-08
GO.0045787	positive regulation of cell cycle	20	2.15E-07
GO.0090068	positive regulation of cell cycle process	18	2.40E-07
GO.0006270	DNA replication initiation	8	2.43E-07
GO.0045931	positive regulation of mitotic cell cycle	13	2.62E-07
GO.0010948	negative regulation of cell cycle process	17	8.17E-07
GO.0051781	positive regulation of cell division	13	1.33E-06
GO.0006281	DNA repair	22	1.35E-06
GO.0006334	nucleosome assembly	12	1.75E-06
GO.0065004	protein-DNA complex assembly	13	1.83E-06
GO.0051782	negative regulation of cell division	10	3.24E-06
GO.1901992	positive regulation of mitotic cell cycle phase transition	9	3.61E-06
GO.0000727	double-strand break repair via break-induced replication	4	5.49E-06
GO.0031497	chromatin assembly	12	5.84E-06

GO.0050789	regulation of biological process	142	9.56E-06
GO.0007052	mitotic spindle organization	8	1.01E-05
GO.0000910	cytokinesis	10	1.20E-05
GO.0045786	negative regulation of cell cycle	21	1.36E-05
GO.0002376	immune system process	49	1.37E-05
GO.0030071	regulation of mitotic metaphase/anaphase transition	8	1.37E-05
GO.0044699	single-organism process	153	2.06E-05
GO.0050794	regulation of cellular process	137	2.06E-05
GO.0006461	protein complex assembly	31	2.45E-05
GO.0070271	protein complex biogenesis	31	2.45E-05
GO.0000086	G2/M transition of mitotic cell cycle	12	2.76E-05
GO.0022616	DNA strand elongation	7	2.76E-05
GO.0071822	protein complex subunit organization	39	2.98E-05
GO.0006336	DNA replication-independent nucleosome assembly	8	4.24E-05
GO.0034622	cellular macromolecular complex assembly	23	5.51E-05
GO.0000226	microtubule cytoskeleton organization	17	5.66E-05
GO.0042127	regulation of cell proliferation	39	5.86E-05
GO.1902850	microtubule cytoskeleton organization involved in mitosis	6	5.86E-05
GO.0001932	regulation of protein phosphorylation	34	6.07E-05
GO.0006950	response to stress	68	6.07E-05
GO.0031577	spindle checkpoint	7	6.57E-05
GO.0051784	negative regulation of nuclear division	8	6.85E-05
GO.0000076	DNA replication checkpoint	5	7.56E-05
GO.0006955	immune response	36	7.94E-05
GO.0042325	regulation of phosphorylation	35	9.93E-05
GO.0007051	spindle organization	9	0.000101
GO.0010965	regulation of mitotic sister chromatid separation	7	0.000101
GO.0023052	signaling	87	0.000101
GO.0034080	CENP-A containing nucleosome assembly	7	0.000101
GO.0061641	CENP-A containing chromatin organization	7	0.000101
GO.0051984	positive regulation of chromosome segregation	5	0.000103
GO.0065007	biological regulation	141	0.00012
GO.0007017	microtubule-based process	20	0.000122
GO.0032434	regulation of proteasomal ubiquitin-dependent protein catabolism	11	0.000122
GO.0045840	positive regulation of mitotic nuclear division	7	0.000128
GO.1990267	response to transition metal nanoparticle	10	0.000128
GO.0006974	cellular response to DNA damage stimulus	24	0.000153
GO.0044700	single organism signaling	86	0.000167
GO.0048523	negative regulation of cellular process	73	0.000167
GO.0051303	establishment of chromosome localization	7	0.000167
GO.0007165	signal transduction	82	0.000173
GO.0048519	negative regulation of biological process	77	0.000173
GO.0051128	regulation of cellular component organization	48	0.000201
GO.0002274	myeloid leukocyte activation	9	0.000204
GO.0051246	regulation of protein metabolic process	52	0.000214
GO.0042493	response to drug	18	0.000222
GO.0010389	regulation of G2/M transition of mitotic cell cycle	7	0.000242
GO.0006271	DNA strand elongation involved in DNA replication	6	0.000254
GO.0000003	reproduction	28	0.000266
GO.0045930	negative regulation of mitotic cell cycle	13	0.0003
GO.0050896	response to stimulus	108	0.000313
GO.0065003	macromolecular complex assembly	32	0.000313

GO.1901991	negative regulation of mitotic cell cycle phase transition	11	0.000356
GO.0006310	DNA recombination	12	0.000358
GO.0034097	response to cytokine	22	0.000358
GO.0007154	cell communication	86	0.000361
GO.0090307	mitotic spindle assembly	5	0.000374
GO.0060326	cell chemotaxis	11	0.000388
GO.0061640	cytoskeleton-dependent cytokinesis	6	0.000395
GO.0009636	response to toxic substance	11	0.000406
GO.0006302	double-strand break repair	10	0.000492
GO.0007093	mitotic cell cycle checkpoint	11	0.000501
GO.0016477	cell migration	24	0.000501
GO.0097305	response to alcohol	15	0.000501
GO.0051985	negative regulation of chromosome segregation	6	0.00053
GO.0008285	negative regulation of cell proliferation	22	0.00055
GO.0031399	regulation of protein modification process	38	0.00055
GO.0034341	response to interferon-gamma	9	0.00055
GO.0033044	regulation of chromosome organization	12	0.000574
GO.0002449	lymphocyte mediated immunity	9	0.000578
GO.0007010	cytoskeleton organization	25	0.000581
GO.0006952	defense response	35	0.000592
GO.0031145	anaphase-promoting complex-dependent proteasomal ubiqui	8	0.000607
GO.0051988	regulation of attachment of spindle microtubules to kinetocho	4	0.000628
GO.1903050	regulation of proteolysis involved in cellular protein catabolic	14	0.00072
GO.0051338	regulation of transferase activity	26	0.000758
GO.0002443	leukocyte mediated immunity	10	0.000829
GO.0051297	centrosome organization	7	0.000829
GO.0007076	mitotic chromosome condensation	4	0.000901
GO.0019220	regulation of phosphate metabolic process	36	0.000987
GO.0030261	chromosome condensation	5	0.001
GO.0032465	regulation of cytokinesis	7	0.001
GO.0006928	movement of cell or subcellular component	33	0.00101
GO.0009411	response to UV	9	0.00101
GO.0051321	meiotic cell cycle	10	0.00114
GO.0008608	attachment of spindle microtubules to kinetochore	4	0.00119
GO.0031570	DNA integrity checkpoint	10	0.00119
GO.0046427	positive regulation of JAK-STAT cascade	7	0.00119
GO.0061136	regulation of proteasomal protein catabolic process	12	0.00119
GO.0032268	regulation of cellular protein metabolic process	47	0.00131
GO.0000281	mitotic cytokinesis	5	0.00138
GO.0010165	response to X-ray	5	0.00138
GO.0050731	positive regulation of peptidyl-tyrosine phosphorylation	10	0.00143
GO.0030162	regulation of proteolysis	23	0.00146
GO.0034508	centromere complex assembly	6	0.00153
GO.0045839	negative regulation of mitotic nuclear division	6	0.00153
GO.0007096	regulation of exit from mitosis	4	0.00155
GO.0043306	positive regulation of mast cell degranulation	4	0.00155
GO.0051674	localization of cell	24	0.00159
GO.0032776	DNA methylation on cytosine	5	0.00187
GO.0040011	locomotion	30	0.00194
GO.1902531	regulation of intracellular signal transduction	33	0.00217
GO.0000724	double-strand break repair via homologous recombination	7	0.00226
GO.0010212	response to ionizing radiation	9	0.00232

GO.1903557	positive regulation of tumor necrosis factor superfamily cytok	6	0.00233
GO.0051247	positive regulation of protein metabolic process	33	0.00237
GO.0006954	inflammatory response	16	0.00252
GO.0042176	regulation of protein catabolic process	16	0.00252
GO.0031536	positive regulation of exit from mitosis	3	0.00254
GO.0022607	cellular component assembly	39	0.00261
GO.0002252	immune effector process	16	0.00278
GO.0031572	G2 DNA damage checkpoint	5	0.00281
GO.0034502	protein localization to chromosome	5	0.00281
GO.0001934	positive regulation of protein phosphorylation	23	0.00285
GO.0033043	regulation of organelle organization	28	0.00296
GO.0042531	positive regulation of tyrosine phosphorylation of STAT protei	6	0.00304
GO.0007094	mitotic spindle assembly checkpoint	5	0.00322
GO.0032270	positive regulation of cellular protein metabolic process	31	0.00346
GO.0033554	cellular response to stress	36	0.0038
GO.0043933	macromolecular complex subunit organization	43	0.00389
GO.0044818	mitotic G2/M transition checkpoint	4	0.00389
GO.0032467	positive regulation of cytokinesis	5	0.00404
GO.0032435	negative regulation of proteasomal ubiquitin-dependent prote	6	0.00429
GO.0051310	metaphase plate congression	5	0.00458
GO.0070507	regulation of microtubule cytoskeleton organization	8	0.00466
GO.0051129	negative regulation of cellular component organization	18	0.00486
GO.0000079	regulation of cyclin-dependent protein serine/threonine kinas	7	0.00574
GO.0000183	chromatin silencing at rDNA	5	0.00574
GO.0002366	leukocyte activation involved in immune response	8	0.00574
GO.0006275	regulation of DNA replication	8	0.00574
GO.0060968	regulation of gene silencing	5	0.00574
GO.0043549	regulation of kinase activity	21	0.00584
GO.0045080	positive regulation of chemokine biosynthetic process	3	0.00585
GO.0051488	activation of anaphase-promoting complex activity	3	0.00585
GO.0071346	cellular response to interferon-gamma	7	0.00597
GO.0045732	positive regulation of protein catabolic process	11	0.00634
GO.1903052	positive regulation of proteolysis involved in cellular protein c	9	0.00649
GO.0051439	regulation of ubiquitin-protein ligase activity involved in mitot	7	0.00673
GO.0051656	establishment of organelle localization	12	0.00673
GO.0060333	interferon-gamma-mediated signaling pathway	6	0.0068
GO.0031401	positive regulation of protein modification process	26	0.00683
GO.0071345	cellular response to cytokine stimulus	17	0.00688
GO.0010035	response to inorganic substance	15	0.00697
GO.0051052	regulation of DNA metabolic process	12	0.0073
GO.0010639	negative regulation of organelle organization	12	0.00799
GO.0019221	cytokine-mediated signaling pathway	14	0.00802
GO.0045842	positive regulation of mitotic metaphase/anaphase transition	3	0.00802
GO.0045087	innate immune response	24	0.00814
GO.0042981	regulation of apoptotic process	31	0.0082
GO.1903660	negative regulation of complement-dependent cytotoxicity	2	0.00821
GO.0030593	neutrophil chemotaxis	5	0.00828
GO.0060341	regulation of cellular localization	28	0.00851
GO.1902533	positive regulation of intracellular signal transduction	22	0.00851
GO.0080090	regulation of primary metabolic process	83	0.00996
GO.0010941	regulation of cell death	32	0.0111
GO.0002228	natural killer cell mediated immunity	4	0.0115

GO.0033260	nuclear DNA replication	4	0.0115
GO.0045937	positive regulation of phosphate metabolic process	24	0.0115
GO.0044085	cellular component biogenesis	39	0.0121
GO.0033993	response to lipid	21	0.0122
GO.0051640	organelle localization	13	0.0122
GO.0065008	regulation of biological quality	53	0.0124
GO.1904029	regulation of cyclin-dependent protein kinase activity	8	0.0133
GO.0045862	positive regulation of proteolysis	13	0.0135
GO.0001774	microglial cell activation	3	0.0137
GO.0071168	protein localization to chromatin	3	0.0137
GO.0009314	response to radiation	15	0.014
GO.0032880	regulation of protein localization	23	0.014
GO.0014070	response to organic cyclic compound	21	0.0141
GO.0032760	positive regulation of tumor necrosis factor production	5	0.0141
GO.0045428	regulation of nitric oxide biosynthetic process	5	0.0141
GO.0008284	positive regulation of cell proliferation	21	0.0146
GO.0042116	macrophage activation	4	0.0146
GO.0046688	response to copper ion	4	0.0146
GO.0045859	regulation of protein kinase activity	19	0.0147
GO.0040008	regulation of growth	18	0.0152
GO.0042060	wound healing	19	0.0155
GO.0051179	localization	69	0.0158
GO.0010332	response to gamma radiation	5	0.0164
GO.0001701	in utero embryonic development	13	0.0176
GO.0002639	positive regulation of immunoglobulin production	4	0.0186
GO.0007080	mitotic metaphase plate congression	4	0.0186
GO.0009605	response to external stimulus	37	0.0186
GO.0048660	regulation of smooth muscle cell proliferation	6	0.0199
GO.0007275	multicellular organismal development	66	0.0202
GO.0034421	post-translational protein acetylation	2	0.0202
GO.1902947	regulation of tau-protein kinase activity	2	0.0202
GO.1902969	mitotic DNA replication	2	0.0202
GO.1902996	regulation of neurofibrillary tangle assembly	2	0.0202
GO.0007596	blood coagulation	16	0.0215
GO.0050900	leukocyte migration	10	0.0222
GO.1901214	regulation of neuron death	10	0.0222
GO.0045471	response to ethanol	7	0.023
GO.0002286	T cell activation involved in immune response	5	0.0238
GO.0001833	inner cell mass cell proliferation	3	0.0257
GO.0006978	DNA damage response, signal transduction by p53 class medi	3	0.0257
GO.0032642	regulation of chemokine production	5	0.0257
GO.0002700	regulation of production of molecular mediator of immune re:	6	0.0258
GO.2000060	positive regulation of protein ubiquitination involved in ubiqu	6	0.0258
GO.0010038	response to metal ion	11	0.0261
GO.0045321	leukocyte activation	13	0.0263
GO.0002285	lymphocyte activation involved in immune response	6	0.027
GO.0002702	positive regulation of production of molecular mediator of imi	5	0.027
GO.0006968	cellular defense response	5	0.027
GO.0043065	positive regulation of apoptotic process	16	0.027
GO.0050729	positive regulation of inflammatory response	6	0.027
GO.0070887	cellular response to chemical stimulus	42	0.027
GO.1902532	negative regulation of intracellular signal transduction	13	0.027

GO.0090329	regulation of DNA-dependent DNA replication	4	0.0277
GO.1902229	regulation of intrinsic apoptotic signaling pathway in response	4	0.0277
GO.0010605	negative regulation of macromolecule metabolic process	41	0.0284
GO.0032501	multicellular organismal process	84	0.0284
GO.0051707	response to other organism	18	0.0284
GO.1903827	regulation of cellular protein localization	15	0.0285
GO.1903532	positive regulation of secretion by cell	11	0.0286
GO.0009991	response to extracellular stimulus	14	0.0299
GO.0044702	single organism reproductive process	24	0.0313
GO.0006468	protein phosphorylation	20	0.0314
GO.0031324	negative regulation of cellular metabolic process	41	0.0321
GO.2001252	positive regulation of chromosome organization	6	0.0324
GO.0044707	single-multicellular organism process	81	0.0327
GO.0045429	positive regulation of nitric oxide biosynthetic process	4	0.0329
GO.0051340	regulation of ligase activity	7	0.0335
GO.0001819	positive regulation of cytokine production	12	0.0343
GO.0043146	spindle stabilization	2	0.0343
GO.0006935	chemotaxis	17	0.0344
GO.0007141	male meiosis I	3	0.0344
GO.0042510	regulation of tyrosine phosphorylation of Stat1 protein	3	0.0344
GO.2001251	negative regulation of chromosome organization	6	0.0348
GO.0009987	cellular process	155	0.035
GO.0045143	homologous chromosome segregation	4	0.0355
GO.1901216	positive regulation of neuron death	5	0.0356
GO.0031323	regulation of cellular metabolic process	82	0.0381
GO.0032570	response to progesterone	4	0.0386
GO.0060255	regulation of macromolecule metabolic process	79	0.0391
GO.1903036	positive regulation of response to wounding	7	0.0398
GO.0009607	response to biotic stimulus	18	0.041
GO.0051054	positive regulation of DNA metabolic process	7	0.0414
GO.0010498	proteasomal protein catabolic process	11	0.0427
GO.0007127	meiosis I	5	0.0428
GO.0071241	cellular response to inorganic substance	7	0.0428
GO.2001020	regulation of response to DNA damage stimulus	7	0.0428
GO.0031667	response to nutrient levels	13	0.0436
GO.0051704	multi-organism process	40	0.0436
GO.0001556	oocyte maturation	3	0.0459
GO.0042832	defense response to protozoan	3	0.0459
GO.0009967	positive regulation of signal transduction	27	0.05
GO.0018105	peptidyl-serine phosphorylation	6	0.05
GO.0043066	negative regulation of apoptotic process	20	0.05