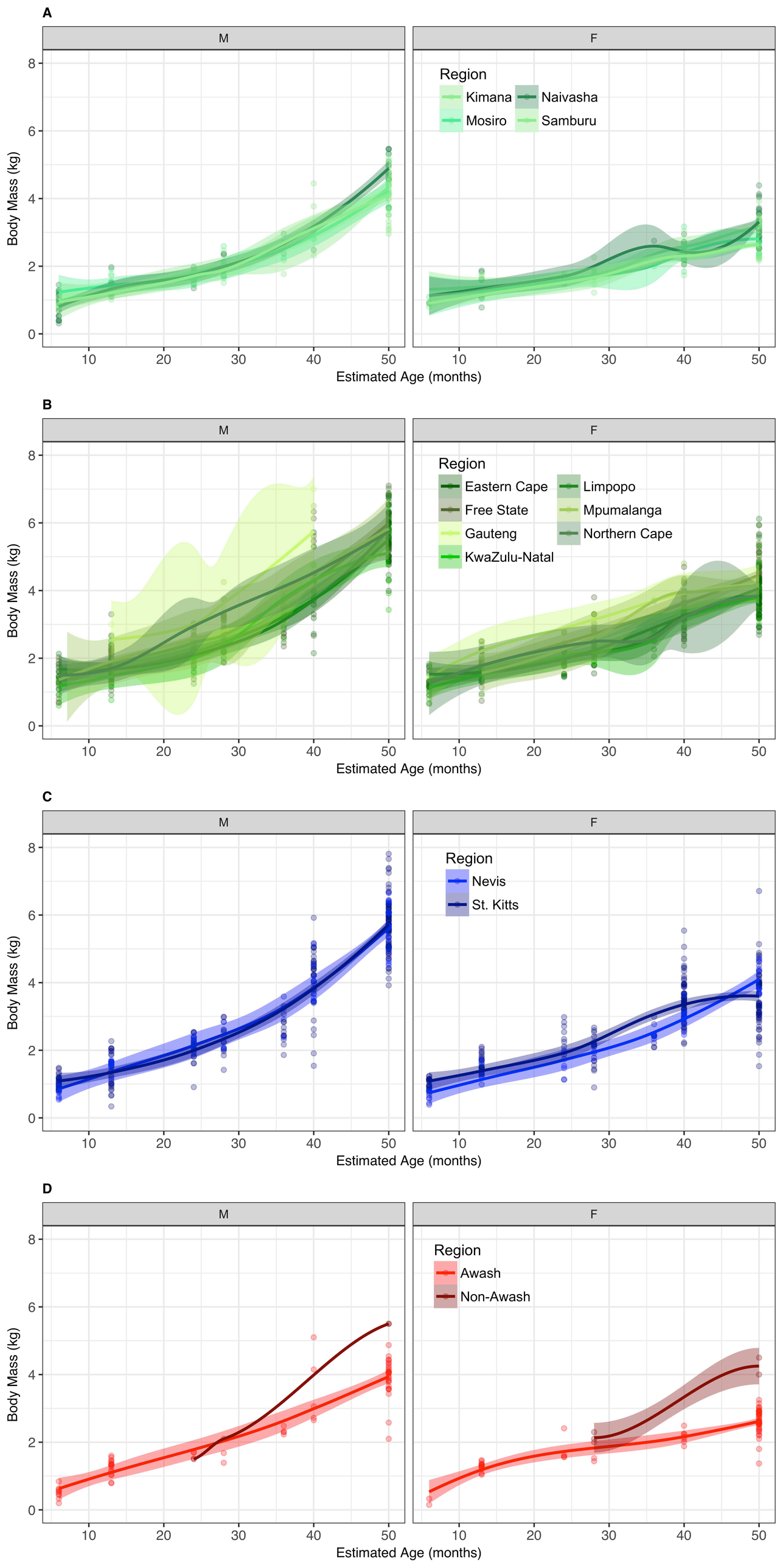
A
M
F
Region
Kimana
Naivasha
Mosiro
Samburu
Body Mass (kg)
Estimated Age (months)
B
M
F
Region
Eastern Cape
Limpopo
Free State
Mpumalanga
Gauteng
Northern Cape
KwaZulu-Natal
Body Mass (kg)
Estimated Age (months)
C
M
F
Region
Nevis
St. Kitts
Body Mass (kg)
Estimated Age (months)
D
M
F
Region
Awash
Non-Awash
Body Mass (kg)
Estimated Age (months)

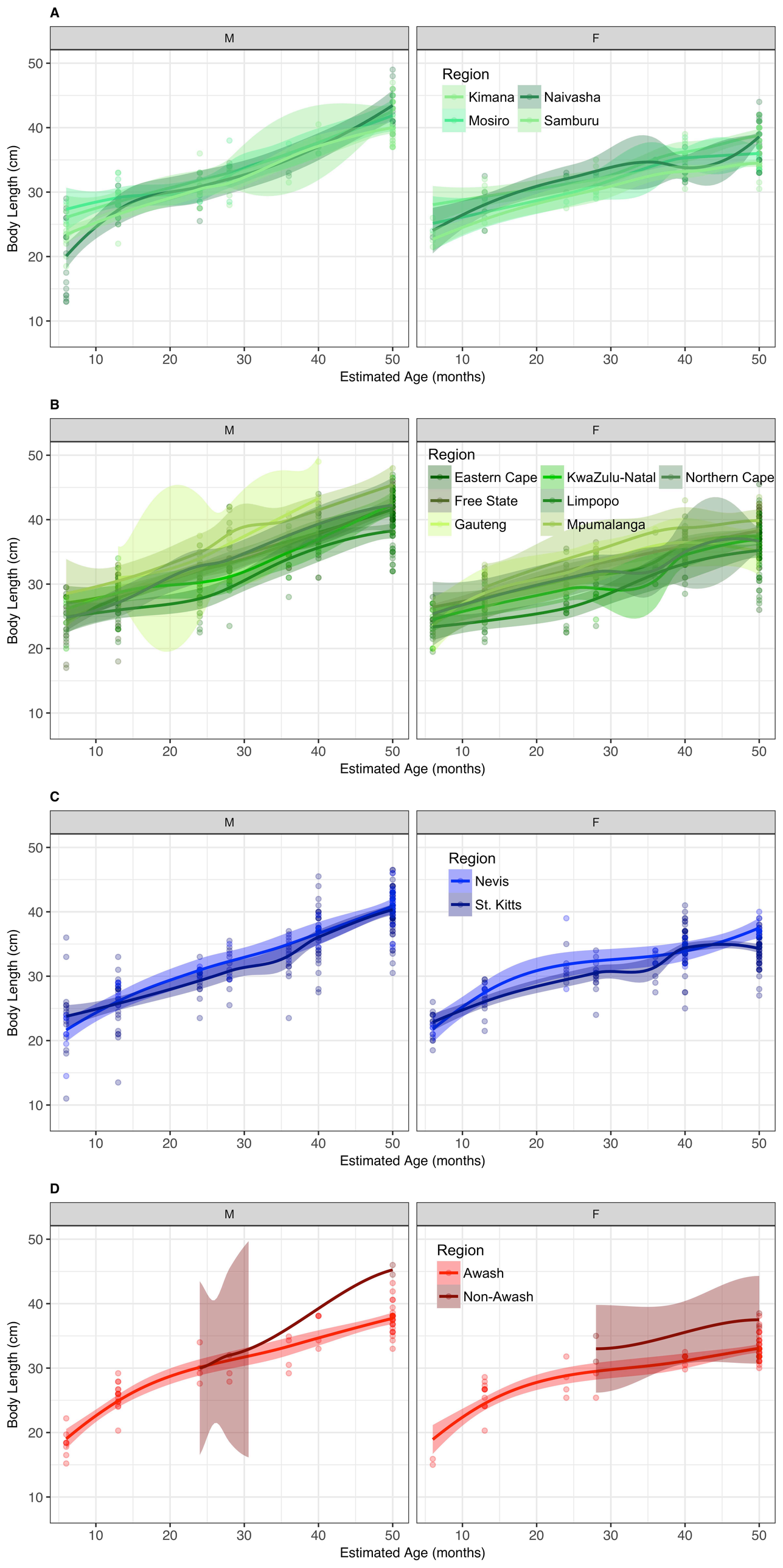
A
M
F
Region
Kimana
Naivasha
Mosiro
Samburu
Body Length (cm)
Estimated Age (months)
B
M
F
Region
Eastern Cape
KwaZulu-Natal
Northern Cape
Free State
Limpopo
Gauteng
Mpumalanga
Body Length (cm)
Estimated Age (months)
C
M
F
Region
Nevis
St. Kitts
Body Length (cm)
Estimated Age (months)
D
M
F
Region
Awash
Non-Awash
Body Length (cm)
Estimated Age (months)

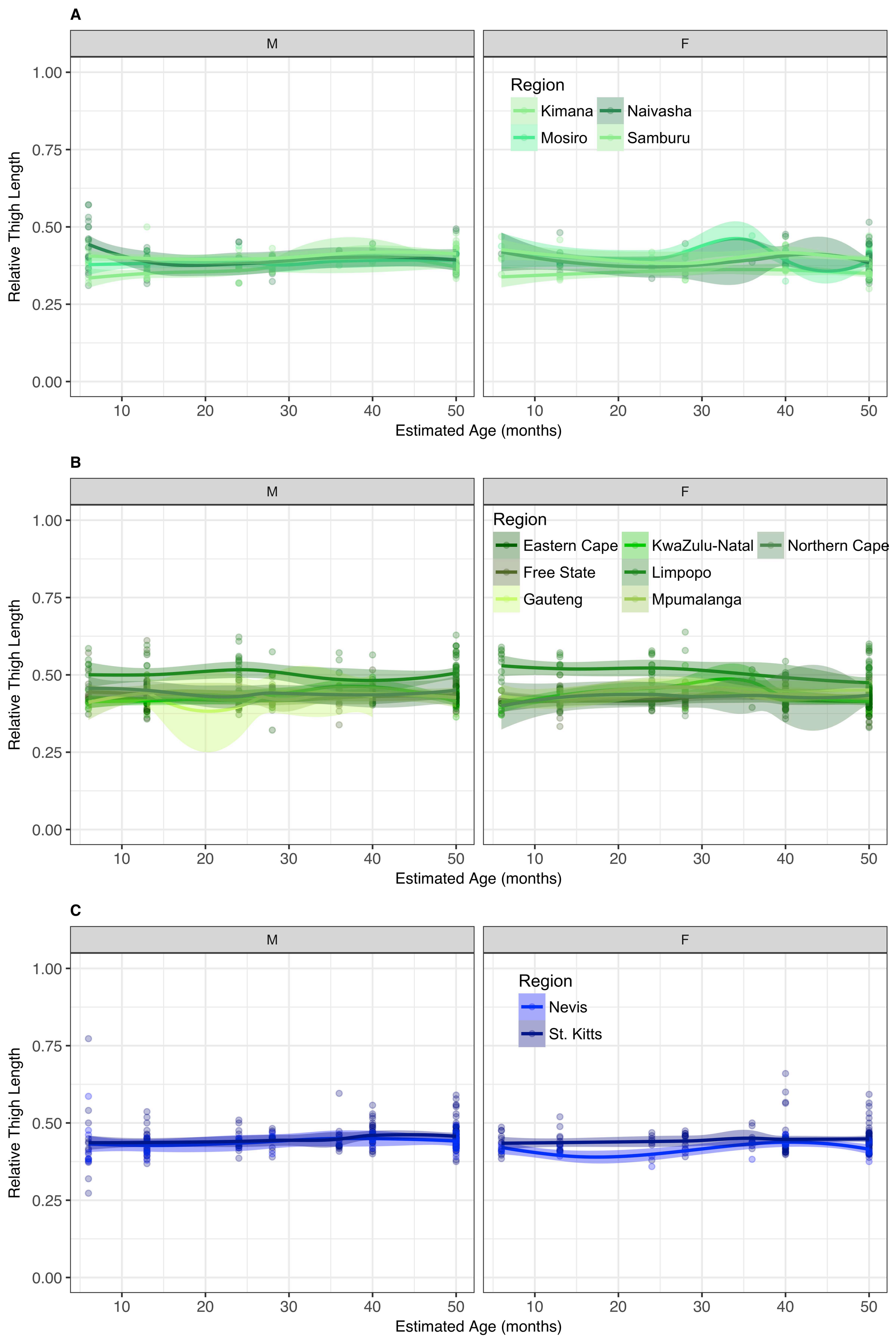
A
M
F
Region
Kimana
Naivasha
Mosiro
Samburu
Relative Thigh Length
1.00
0.75
0.50
0.25
0.00
10
20
30
40
50
Estimated Age (months)
B
M
F
Region
Eastern Cape
KwaZulu-Natal
Northern Cape
Free State
Limpopo
Gauteng
Mpumalanga
Relative Thigh Length
1.00
0.75
0.50
0.25
0.00
10
20
30
40
50
Estimated Age (months)
C
M
F
Region
Nevis
St. Kitts
Relative Thigh Length
1.00
0.75
0.50
0.25
0.00
10
20
30
40
50
Estimated Age (months)

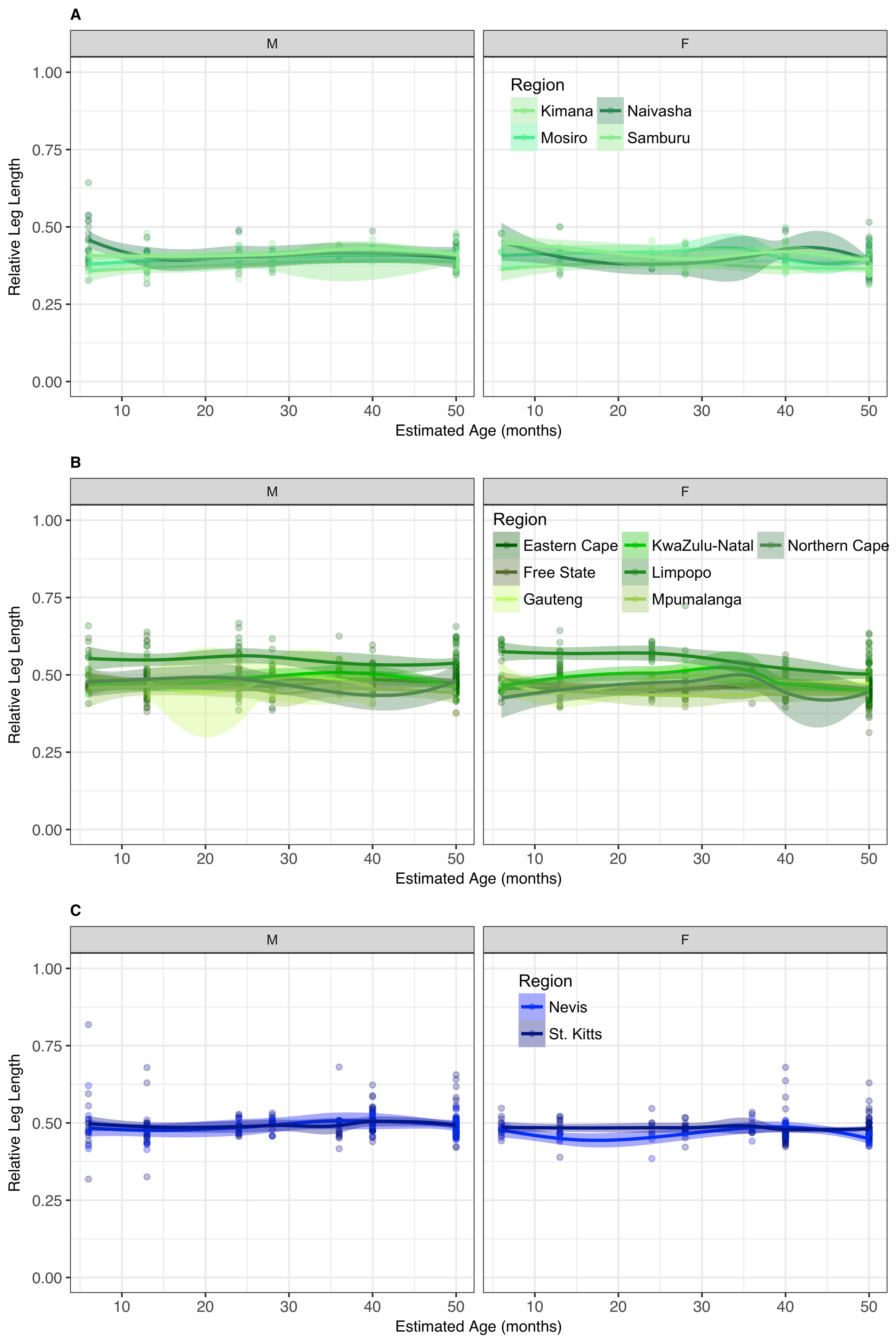
A
M
F
Region
Kimana
Naivasha
Mosiro
Samburu
Relative Leg Length
1.00
0.75
0.50
0.25
0.00
10
20
30
40
50
Estimated Age (months)
B
M
F
Region
Eastern Cape
KwaZulu-Natal
Northern Cape
Free State
Limpopo
Gauteng
Mpumalanga
Relative Leg Length
Estimated Age (months)
C
M
F
Region
Nevis
St. Kitts
Relative Leg Length
Estimated Age (months)

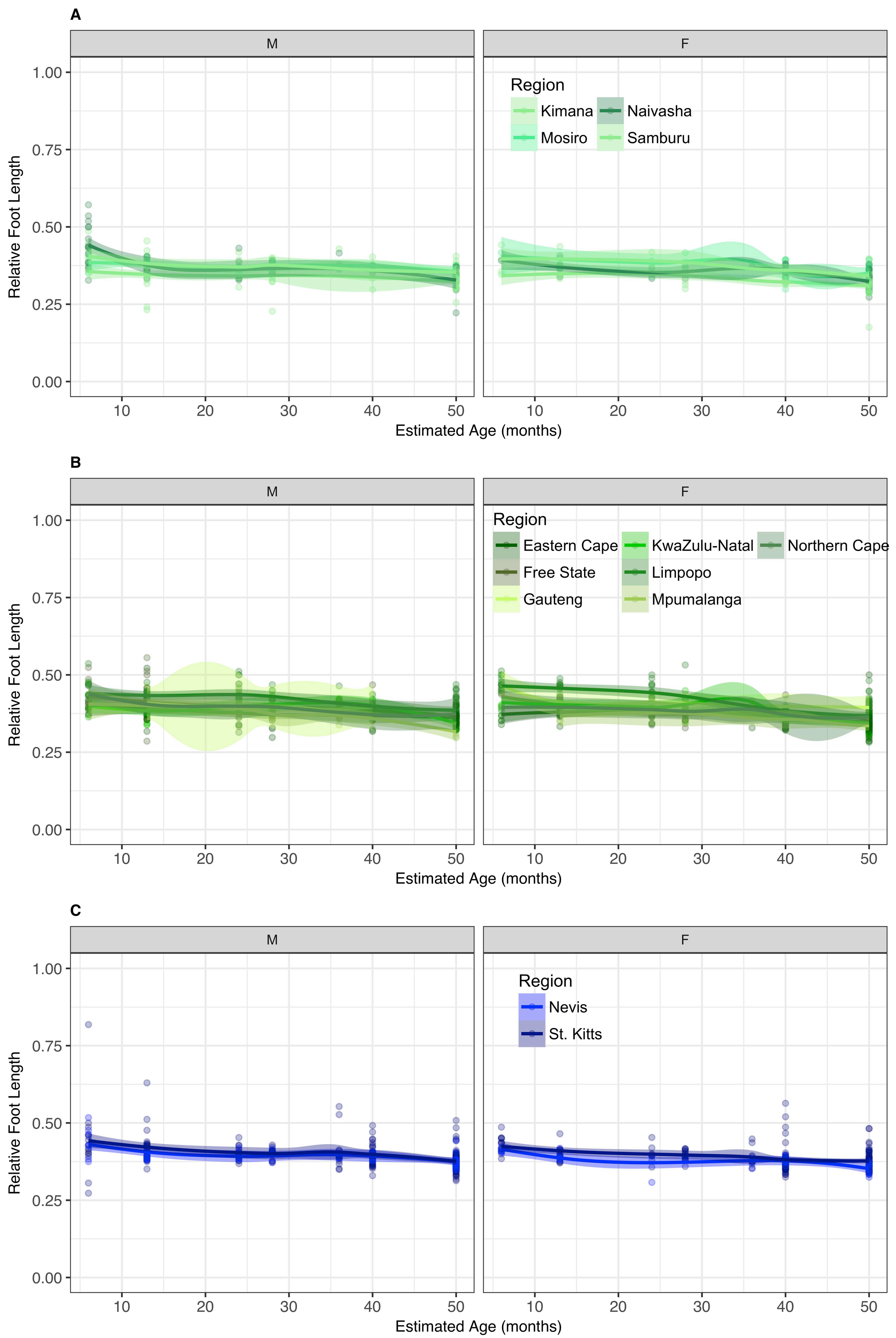
A
M
F
Region
Kimana
Naivasha
Mosiro
Samburu
Relative Foot Length
1.00
0.75
0.50
0.25
0.00
10
20
30
40
50
Estimated Age (months)
B
M
F
Region
Eastern Cape
KwaZulu-Natal
Northern Cape
Free State
Limpopo
Gauteng
Mpumalanga
Relative Foot Length
Estimated Age (months)
C
M
F
Region
Nevis
St. Kitts
Relative Foot Length
Estimated Age (months)