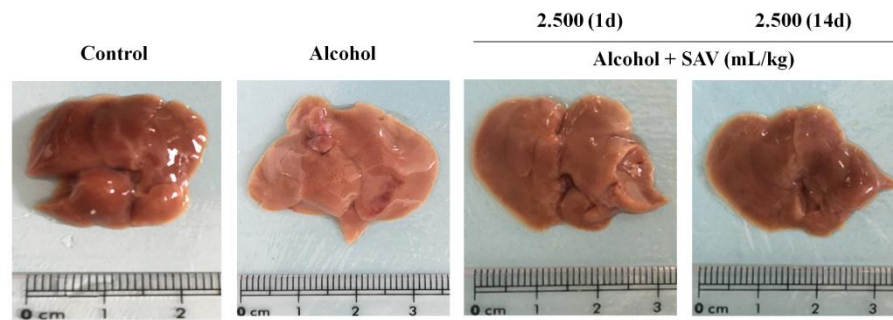
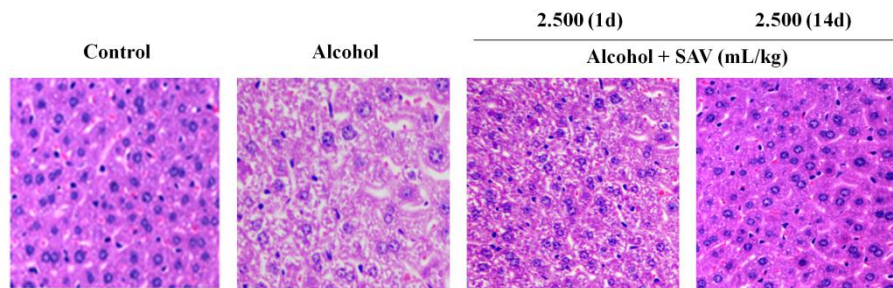
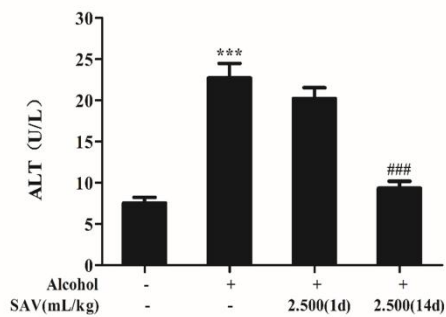
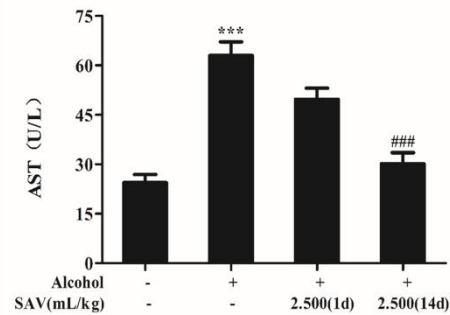


**A****B****C****D**

**Supplementary material 1.** Effects of single-dose and 14-day SAV in alcohol-treated mice. (A) Gross examination of mice livers. (B) Histological examination of liver sections stained with H&E. (200× magnification) Serum levels of ALT (C) and AST (D) were measured with microplate reader. All data are expressed as mean ± SEM (n = 5-7). \*\*\*P < 0.001 versus control group, ###P < 0.001 versus ethanol group.