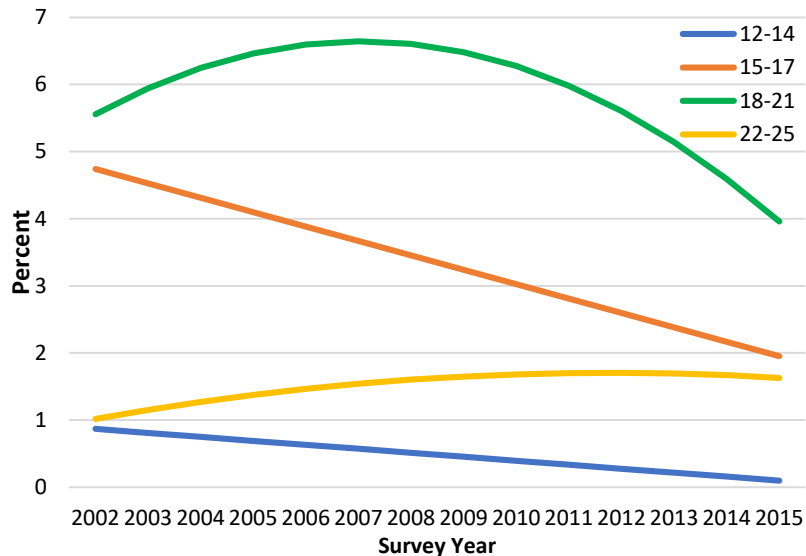
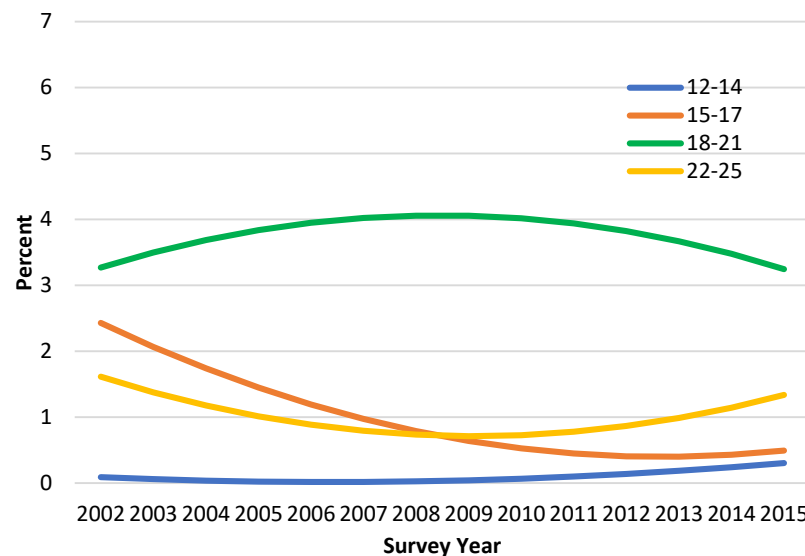


S2 Fig. Model-based trends in the annual incidence (%) of daily cigarette initiation (%), by age, gender, and race/ethnicity (source: 2002-2015 NSDUH)

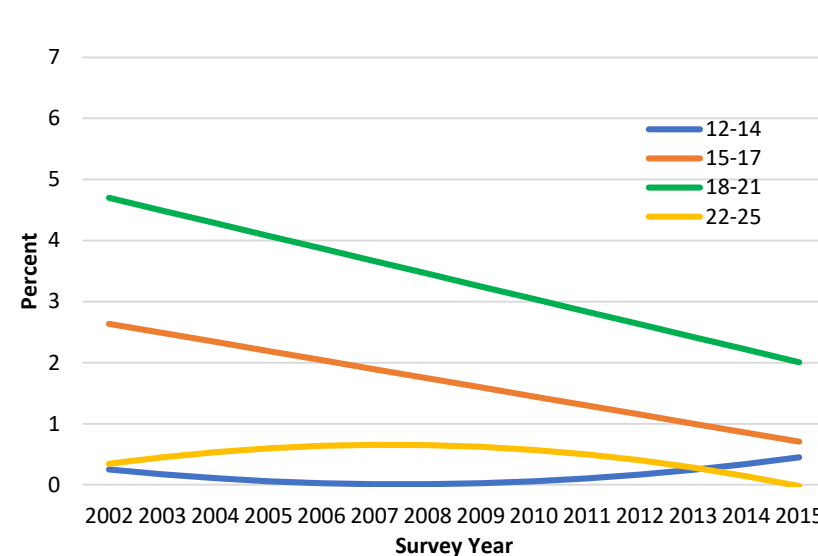
A. Model-based trends in the annual incidence (%) of daily cigarette initiation, by age, white males aged 12-25 years (source: 2002-2015 NSDUH)



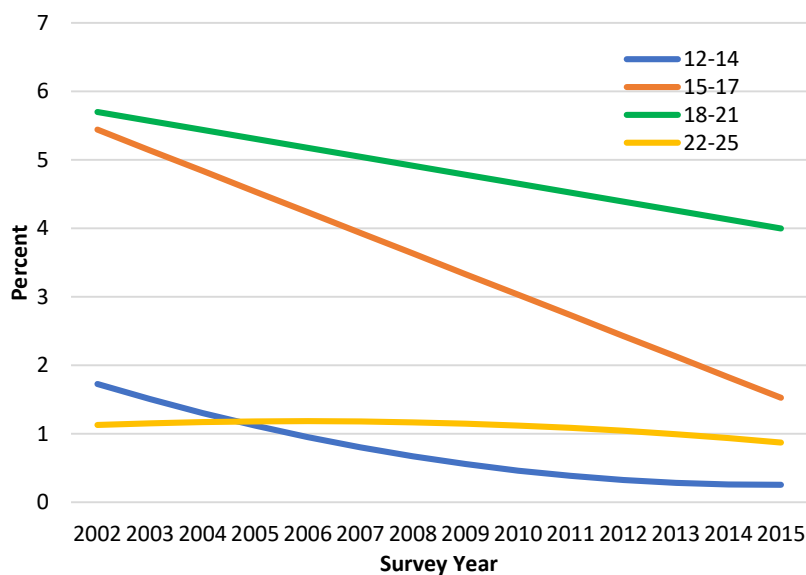
B. Model-based trends in the annual incidence (%) of daily cigarette initiation, by age, African American males aged 12-25 years (source: 2002-2015 NSDUH)



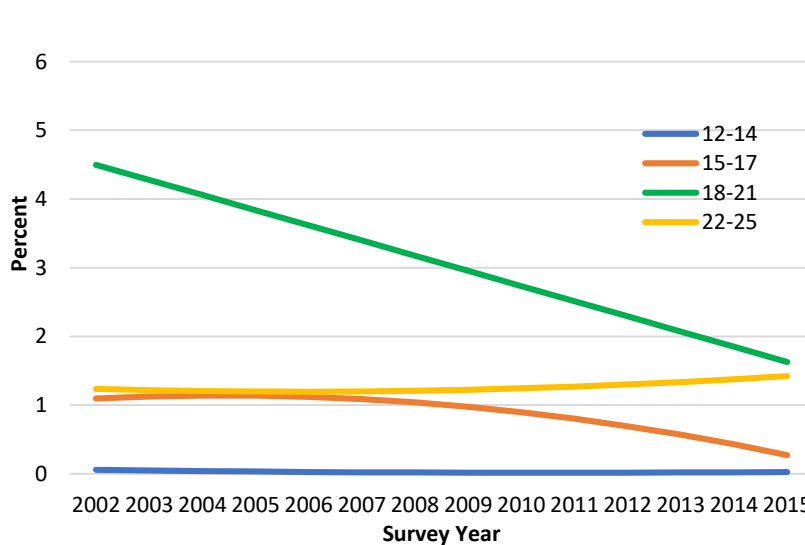
C. Model-based trends in the annual incidence (%) of daily cigarette initiation, by age, Hispanic males aged 12-25 years (source: 2002-2015 NSDUH)



D. Model-based trends in the annual incidence (%) of daily cigarette initiation, by age, white females aged 12-25 years (source: 2002-2015 NSDUH)



E. Model-based trends in the annual incidence (%) of daily cigarette initiation, by age, African American females aged 12-25 years (source: 2002-2015 NSDUH)



F. Model-based trends in the annual incidence (%) of daily cigarette initiation, by age, Hispanic females aged 12-25 years (source: 2002-2015 NSDUH)

