

PLGA-encapsulated CpG ODN and *Campylobacter jejuni* lysate modulate cecal microbiota composition in broiler chickens experimentally challenged with *C. jejuni*

Khaled Taha-abdelaziz^{1, 2,*}, Alexander Yitbarek^{1*}, Tamiru Negash Alkie^{1,3}, Douglas C. Hodgins¹, Leah Read¹, J. Scott Weese¹, Shayan Sharif^{1#}

¹Department of Pathobiology, Ontario Veterinary College, University of Guelph, Guelph, ON, Canada N1G 2W1

²Pathology Department, Faculty of Veterinary Medicine, Beni-Suef University, Al Shamlah, 62511, Beni-Suef, Egypt

³ Present address: Department of Biology, Wilfred Laurier University, Waterloo, ON, N2L 3C5, Canada

*These authors have contributed equally.

#Corresponding author. Tel.: +1 519 824 4120x54641; fax: +1 519 824 5930.

E-mail address: shayan@uoguelph.ca (S. Sharif).

Figure Legend:

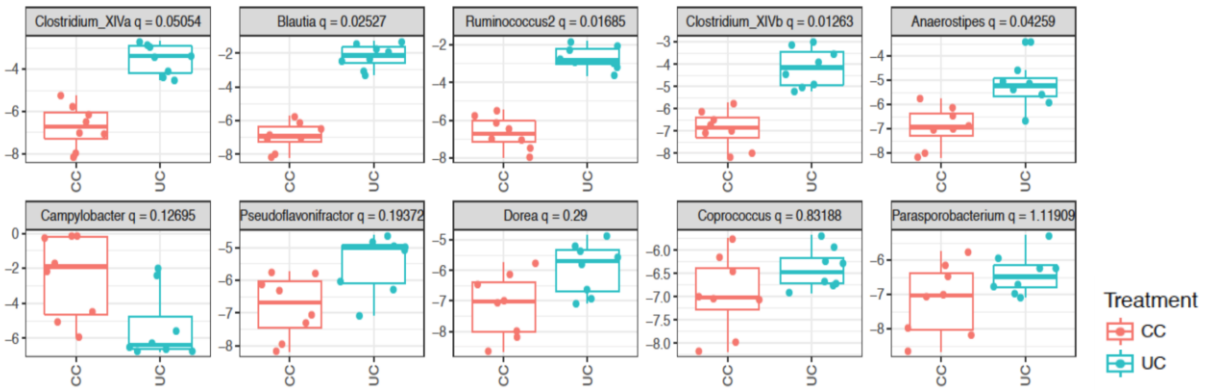
Fig. S1: Box-plots (a) and bar-plots (b) showing the effect of *C. jejuni* challenge compared to unchallenged control (UC) chickens on significant changes in the relative abundance of cecal microbiota at the genus level (Kruskal-Wallis tests, FDR-adjusted $Q < 0.05$).

Fig. S2: Box-plots (a) and bar-plots (b) showing the effect of low (ECpGL) and high dose (ECpGH) compared to PBS-treated, *C. jejuni*-challenged control (CC) chickens on significant change in relative abundance of cecal microbiota at the genus level (Kruskal-Wallis tests, FDR-adjusted $Q < 0.05$).

Fig. S3: Box-plots (a) and bar-plots (b) showing the effect of low (LL) and high dose (LH) of *C. jejuni* lysate-treated compared to PBS-treated, *C. jejuni*-challenged control (CC) chickens on significant changes in relative abundance of cecal microbial communities at the genus level (Kruskal-Wallis tests, FDR-adjusted $Q < 0.05$).

Fig. S1

a



b

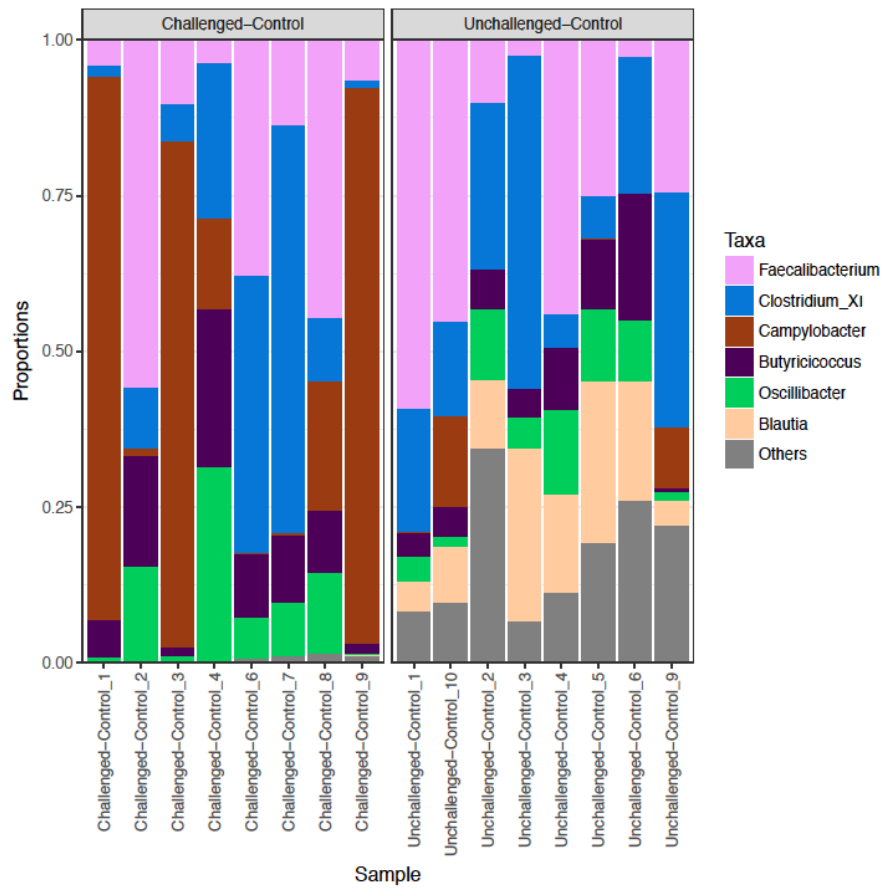
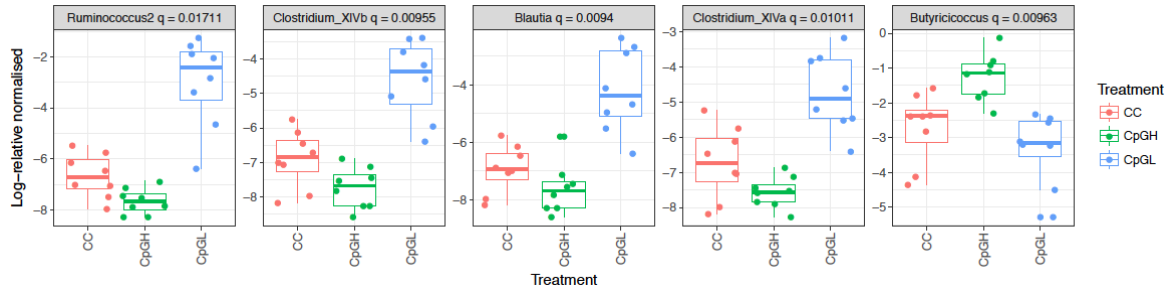


Fig. S2

a



b

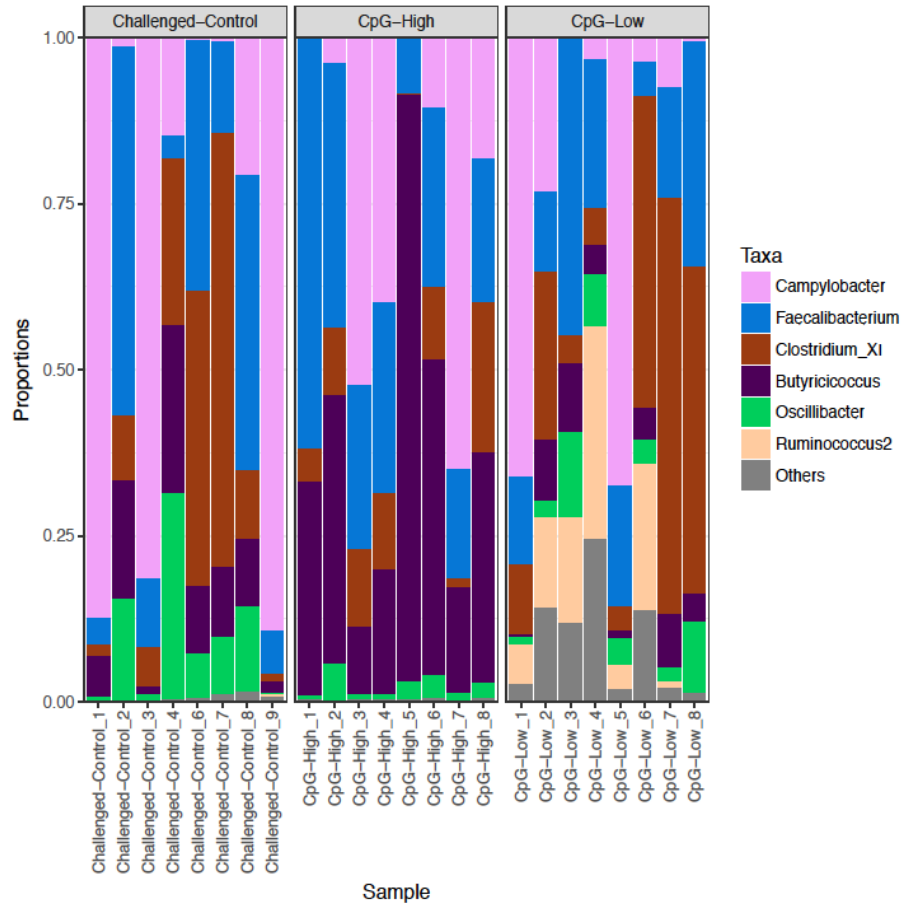



Fig. S3

a



b

