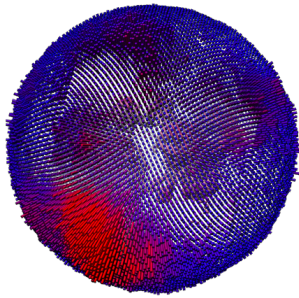


Morris et al. Figure S3.

A

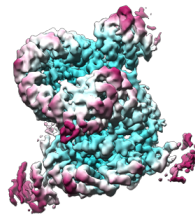
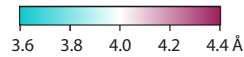


b-factor: -125 \AA^2
FSC^{0.143}: 4.27 \AA




CryoEF score: 0.78
3DFSC sphericity: 0.96

B

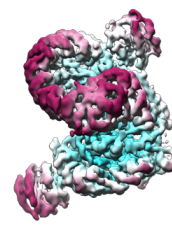


b-factor: -137 \AA^2
FSC^{0.143}: 3.73 \AA




CryoEF score: 0.76
3DFSC sphericity: 0.99

C

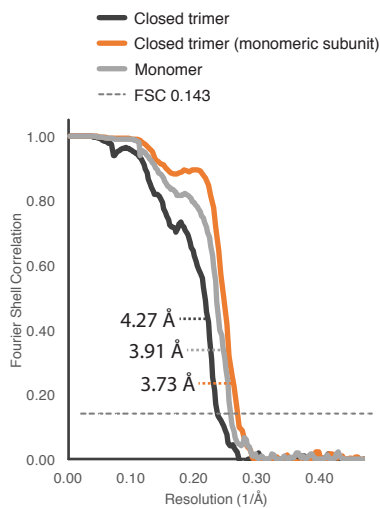


b-factor: -94 \AA^2
FSC^{0.143}: 3.90 \AA

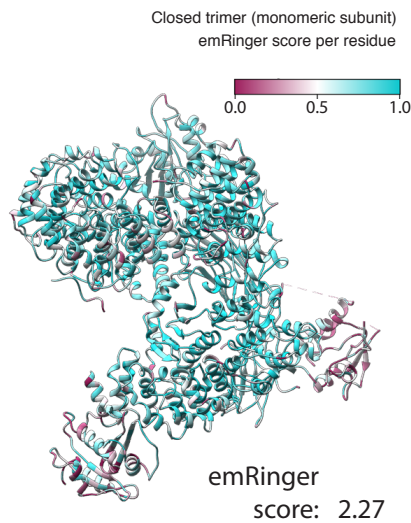


CryoEF score: 0.77
3DFSC sphericity: 0.97

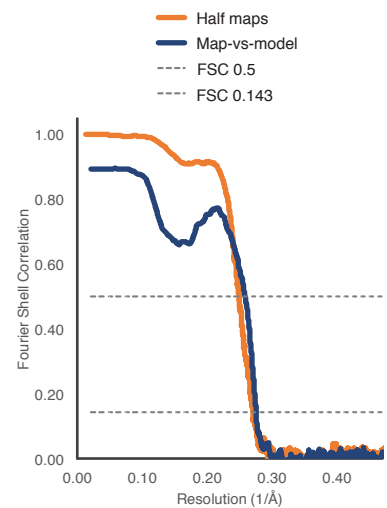
D



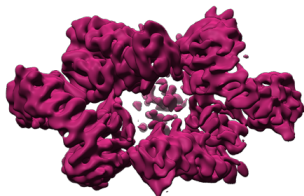
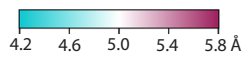
E



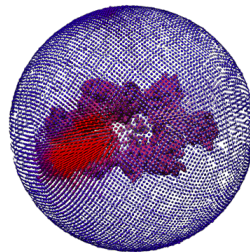
F



G

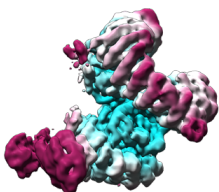


b-factor: -399 \AA^2
FSC^{0.143}: 6.72 \AA




CryoEF score: 0.47
3DFSC sphericity: 0.97

H



b-factor: -151 \AA^2
FSC^{0.143}: 4.27 \AA



CryoEF score: 0.46
3DFSC sphericity: 0.77

I

