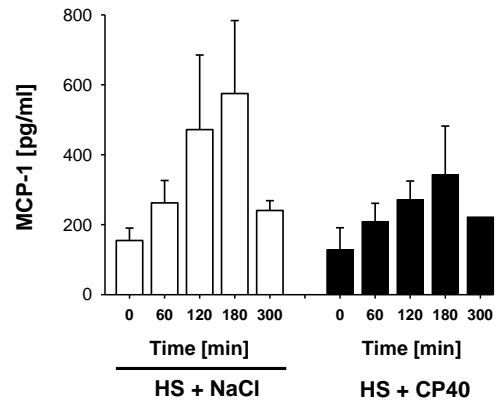
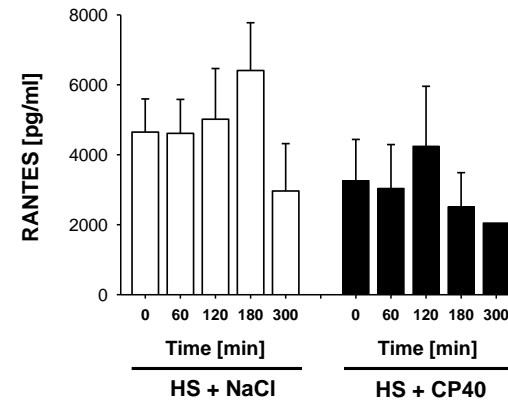


# Supplementary Figure 1

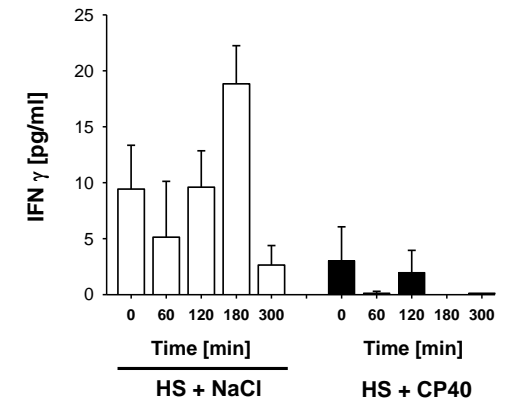
**A**



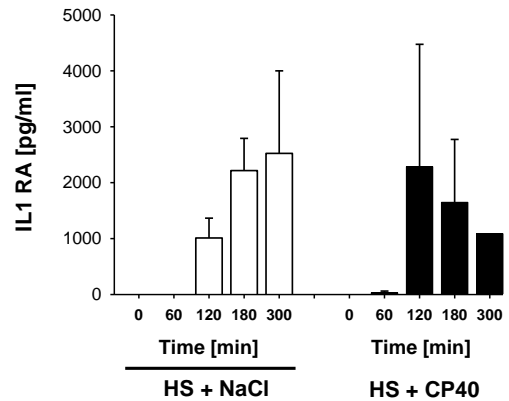
**B**



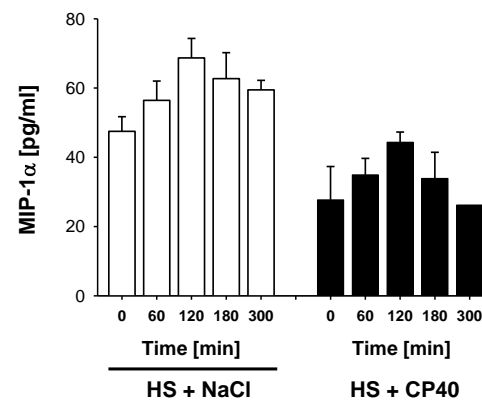
**C**



**D**



**E**



Inflammatory cytokine profile of serum from non-human primates during hemorrhagic shock (HS) treated with the C3 inhibitor CP40 or saline (NaCl) as vehicle. N=4/group, mean  $\pm$  SEM.

Abbreviations: IFN  $\gamma$ , interferon  $\gamma$ ; IL-1RA, IL-1 receptor antagonist; MCP-1, monocyte chemoattractant protein-1; MIP-1 $\alpha$ , macrophage inflammatory protein-1 $\alpha$ ; RANTES, regulated on activation normal T cell expressed and secreted.