

*Article*

# Synthesis of Nitrogen-Rich Polymers by Click Polymerization Reaction and Gas Sorption Property

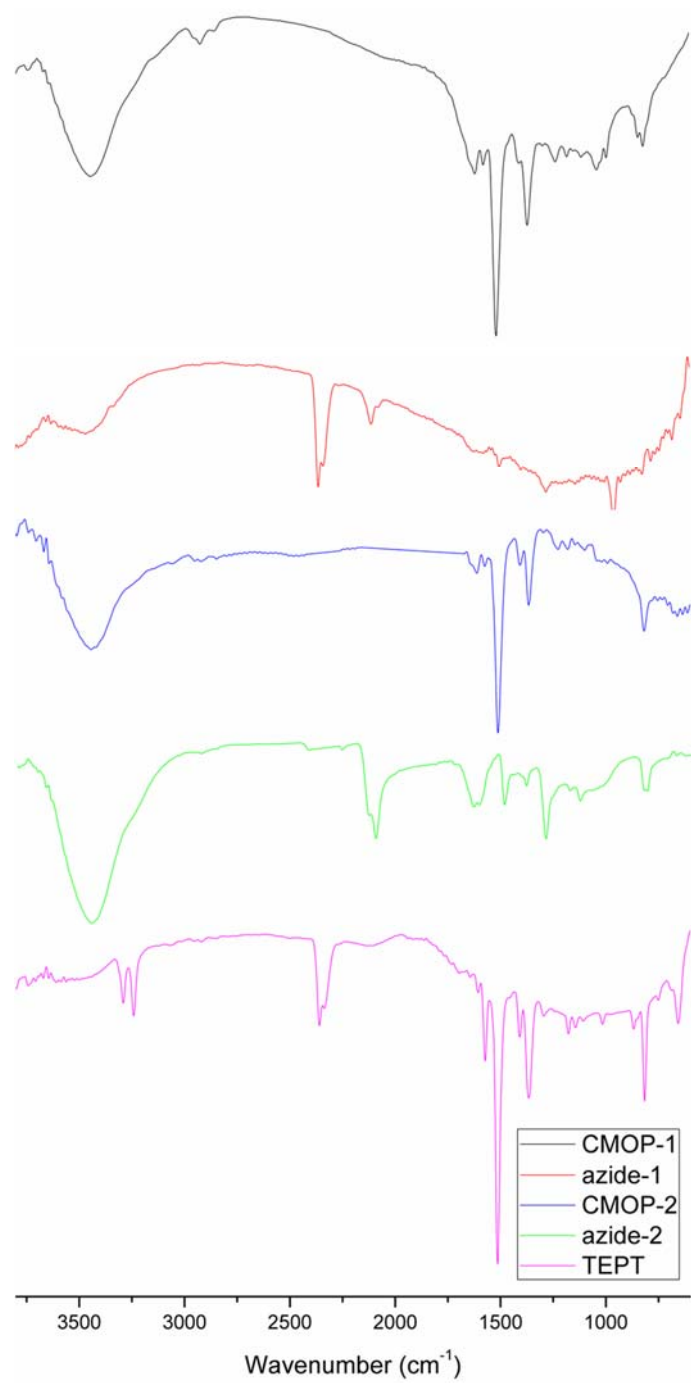
Jing-Ru Song <sup>1,2,\*</sup>, Wen-Gui Duan <sup>1,\*</sup> and Dian-Peng Li <sup>2</sup>

<sup>1</sup> School of Chemistry & Chemical Engineering, Guangxi University, Nanning 530004, Guangxi, China

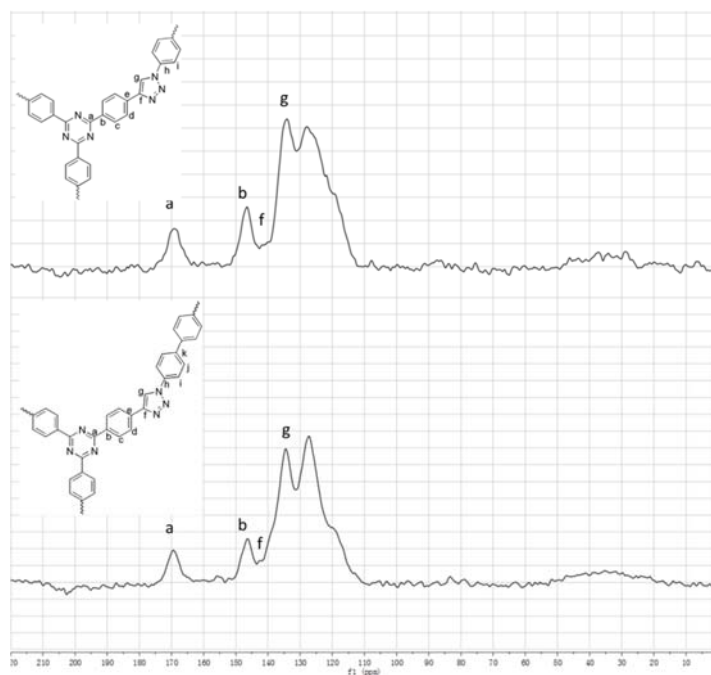
<sup>2</sup> Guangxi Institute of Botany, Chinese Academy of Sciences, Guilin 541006, Guangxi, China;  
ldp@gxib.cn

\* Correspondence: songjingru@iccas.ac.cn (J.-R. S.); wgduan@gxu.edu.cn (W.-G. D.); Tel.:  
+86-771-209-7058 (W.-G. D.)

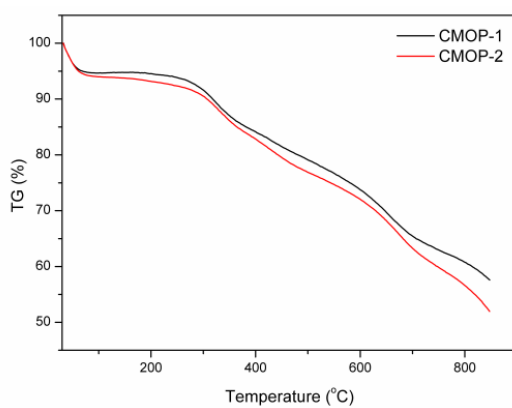
Received: 16 June 2018; Accepted: 13 July 2018; Published: date



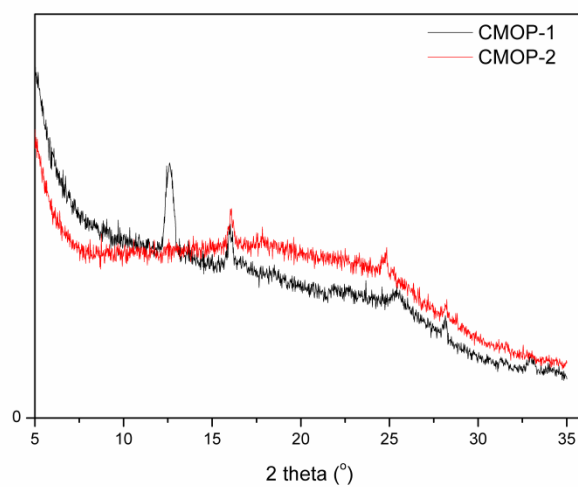
**Figure S1.** FTIR spectra of TEPT, azides and CMOPs.




**Figure S2.**  $^{13}\text{C}$  CP-MAS NMR spectra of CMOP-1 and CMOP-2.



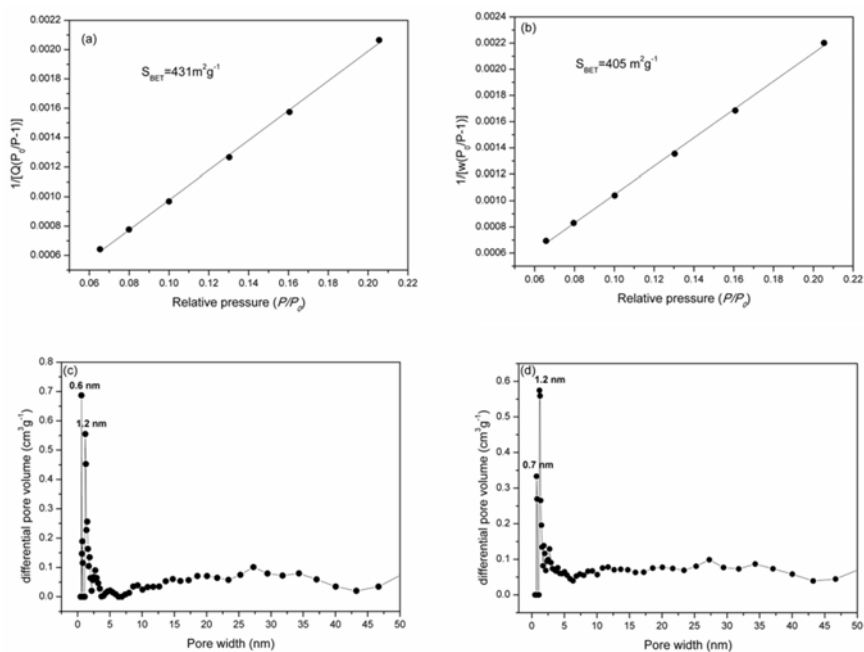
**Figure S3.** Thermogravimetric analysis (TGA) curves of CMOP-1 and CMOP-2.




**Figure S4.** Powder X-ray diffraction (PXRD) spectra of CMOP-1 and CMOP-2.



**Figure S5.** SEM images (a) CMOP-1, (b) CMOP-2.



**Figure S6.** Brunauer–Emmett–Teller (BET) plot and pore size distribution (a)/(c) CMOP-1, (b)/(d) CMOP-2.



**Figure S7.** Color change of iodine–cyclohexane solution (a) CMOP-1, (b) CMOP-2.