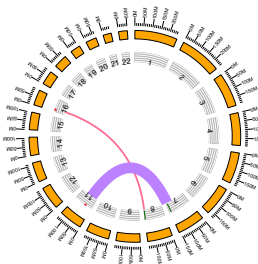


BMI trans-eQTL Circle Plot



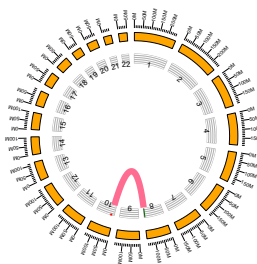
trans-eQTL SNP
 • trans-eQTL SNP

assoc.pval.neglog10
 ■ 10
 ■ 11
 ■ 12
 ■ 13

trans_eQTLID
 rs12444979 16 / LYPD2 8, p=4.093e-10
 rs3817334 11 / RNV3 7, p=3.028e-14

No. of associations rank: 846/1000
 No. of unique SNPs rank: 945/1000

BPD trans-eQTL Circle Plot



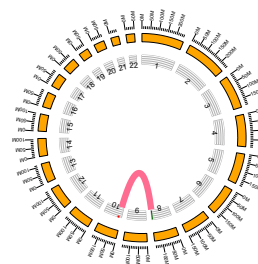
trans_eQTLID
 rs4373814 10 / SLC45A4 8, p=3.913e-07

trans-eQTL SNP
 • trans-eQTL SNP

assoc.pval.neglog10
 ■ 6.40749

No. of associations rank: 800/1000
 No. of unique SNPs rank: 871/1000

BPS trans-eQTL Circle Plot



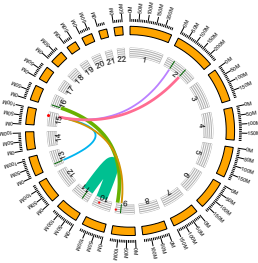
trans_eQTLID
 rs4373814 10 / SLC45A4 8, p=3.913e-07

trans-eQTL SNP
 • trans-eQTL SNP

assoc.pval.neglog10
 ■ 6.40749

No. of associations rank: 795/1000
 No. of unique SNPs rank: 873/1000

CAD trans-eQTL Circle Plot



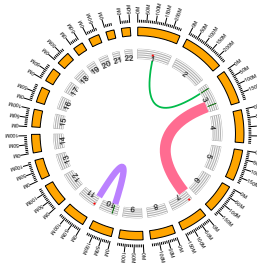
trans_eQTLID
 rs17173743 15 / NIRAS2 2, p=4.381e-07
 rs17173743 15 / NISANTD3 9, p=6.299e-07
 rs579459 9 / SOCS1 16, p=2.993e-07
 rs11203942 10 / ACCS 11, p=1.208e-08
 rs17173743 15 / PSPC1 13, p=6.524e-07
 rs17173743 15 / ASB3 2, p=6.451e-07

trans-eQTL SNP
 • trans-eQTL SNP

assoc.pval.neglog10
 ■ 6.5
 ■ 7.0
 ■ 7.5

No. of associations rank: 908/1000
 No. of unique SNPs rank: 977/1000

DB trans-eQTL Circle Plot



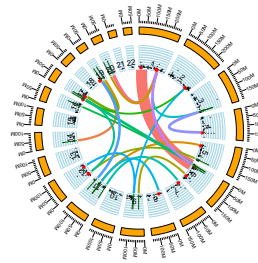
trans_eQTLID
 rs17168486 7 / MME 3, p=4.841e-07
 rs10923931 1 / TMPP6 3, p=8.542e-07
 rs163184 11 / CCNY 10, p=6.393e-07

assoc.pval.neglog10
 ■ 6.10
 ■ 6.15
 ■ 6.20
 ■ 6.30

trans-eQTL SNP
 • trans-eQTL SNP

No. of associations rank: 437/1000
 No. of unique SNPs rank: 641/1000

Height trans-eQTL Circle Plot



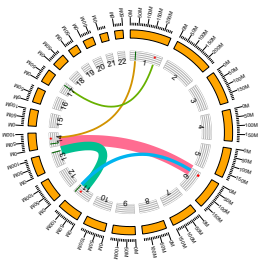
trans_eQTLID
 rs1325596 1 / UGCC 20, p=2.172e-08
 rs929438 1 / BTNZ2A 6, p=1.861e-17
 rs2123731 19 / GZMB 14, p=2.45e-07
 rs1094202 5 / BANF1 11, p=4.541e-07
 rs976 17 / YIF1B 19, p=2.929e-07
 rs1325596 1 / MRPS28 20, p=3.325e-07
 rs6921207 6 / SIGMAR1 9, p=5.66e-07
 rs11047239 12 / CSORF25 5, p=6.577e-07
 rs199515 17 / DHPS 19, p=2.524e-07
 rs6435143 2 / SGM2 17, p=7.554e-07
 rs9392918 6 / CMTM3 16, p=7.672e-07
 rs8067165 17 / MAK 6, p=6.814e-08
 rs11047239 12 / FAM18B 17, p=5.006e-07
 rs929637 7 / CHRNA10 11, p=4.253e-07
 rs1325596 1 / POLR2H 3, p=4.72e-07
 rs2013265 8 / SNORD30 11, p=4.053e-07
 rs11047239 12 / HNRNP9 9, p=9.137e-07
 rs833706 12 / CEP78 9, p=6.427e-07
 rs2123731 19 / ZBTB16 11, p=1.304e-07
 rs1777628 4 / TBCD1 3, p=8.447e-08
 rs1325596 1 / NOL7 6, p=1.316e-07

trans-eQTL SNP
 • trans-eQTL SNP

assoc.pval.neglog10
 ■ 8
 ■ 10
 ■ 12
 ■ 14
 ■ 16

No. of associations rank: 307/1000
 No. of unique SNPs rank: 415/1000

IBD trans-eQTL Circle Plot



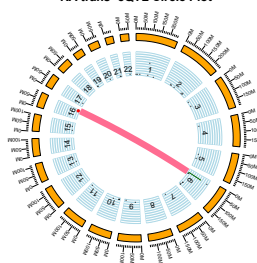
assoc.pval.neglog10
 ■ 6.5
 ■ 7.0
 ■ 7.5
 ■ 8.0
 ■ 8.5

trans-eQTL SNP
 • trans-eQTL SNP

trans_eQTLID
 rs9358372 6 / PRMT5 14, p=2.408e-09
 rs194749 14 / EXO5 1, p=8.801e-07
 rs448389 1 / MLR1 17, p=9.127e-07
 rs659292 11 / GAS6 13, p=1.03e-08
 rs9358372 6 / FOXRED1 11, p=3.311e-07

No. of associations rank: 714/1000
 No. of unique SNPs rank: 945/1000

RA trans-eQTL Circle Plot



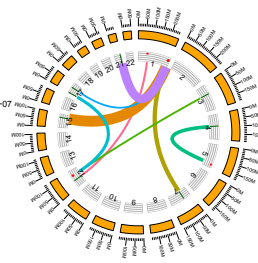
trans_eQTLID
 rs13330176 16 / HLA-DPA1 6, p=4.362e-07

trans-eQTL SNP
 • trans-eQTL SNP

assoc.pval.neglog10
 ■ 6.360314

No. of associations rank: 625/1000
 No. of unique SNPs rank: 713/1000

SCZ trans-eQTL Circle Plot



trans_eQTLID
 rs12129573 17 / PRR13 12, p=8.801e-07
 rs10803138 1 / TMED3 15, p=3.523e-08
 rs10803138 1 / SUMP2 7, p=3.966e-07
 rs4240748 12 / RYBP 3, p=9.508e-07
 rs11294930 5 / HMR04 4, p=4.979e-07
 rs4240748 12 / FAM101B 17, p=6.022e-07
 rs10803138 1 / XYLT2 17, p=9.887e-07
 rs10803138 1 / C21orf21 21, p=7.707e-08

trans-eQTL SNP
 • trans-eQTL SNP

assoc.pval.neglog10
 ■ 6.5

No. of associations rank: 808/1000
 No. of unique SNPs rank: 773/1000