

Patient Name x
 Patient ID x
 Date x
 Visit x
 Doctor x
 Hygienist x

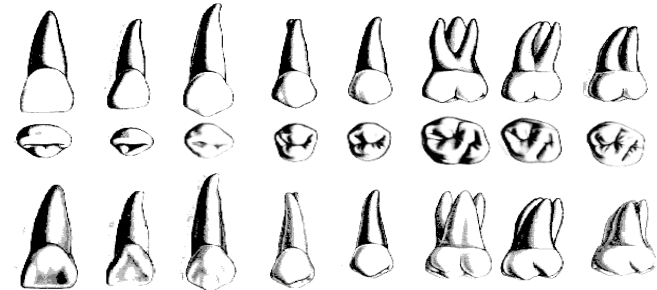
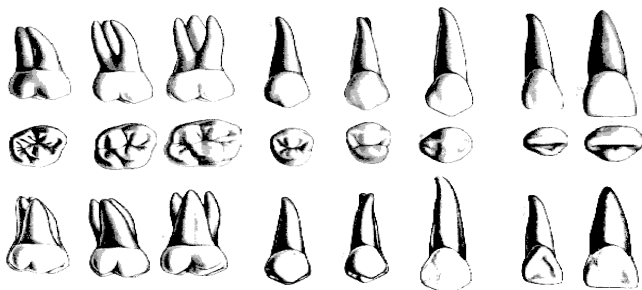
Age: 55
 Gender: Female
 Diabetic: No
 Smoker: No

PERIODONTAL PROFILE P3 System[®]

PHENOTYPE

Buccal Surface	1		2		3		4		5		6		7		8								
	d	f	m	d	f	m	d	f	m	d	f	m	d	f	m	d	f	m					
GI				0		0		0		0		0		0		0		0					
PI			1		1		0		0		0		0		0		0		0				
BOP			1	0	1	0	0	0	0	0	0	0	0	0	0	0	0	0	0				
PD			2	1	2	2	1	2	2	1	3	2	1	1	1	1	2	1	1	1	1	1	1
CEJ			1	1	1	1	1	1	1	-1	1	1	-1	1	1	0	1	1	1	1	1	1	1
AL			1	0	1	1	0	1	1	2	2	1	2	0	0	1	0	1	0	0	0	0	0
TPC			E		A		A		A		A		A		A		A		A		A		A
TPC/Risk			4.9		4.5		4.5		4.5		4.5		4.5		4.5		4.5		4.5		4.5		4.5

Buccal Surface	9		10		11		12		13		14		15		16								
	m	f	d	m	f	d	m	f	d	m	f	d	m	f	d	m	f	d					
GI			0		0		0		0		0		0		0		0		0				
PI			0		0		0		0		0		0		0		0		0				
BOP			0	0	0	0	0	0	0	0	0	0	0	0	0	0	0	0	0	0	0	0	0
PD			1	1	1	1	1	1	1	2	2	1	2	2	1	2	2	2	2	2	2	2	2
CEJ			1	1	1	1	1	1	1	1	1	1	-1	1	1	0	1	1	1	1	1	1	1
AL			0	0	0	0	0	0	0	0	0	1	1	2	1	1	1	1	1	1	1	1	1
TPC			A		A		A		A		A		A		A		A		A		A		A
TPC/Risk			4.5		4.5		4.5		4.5		4.5		4.5		4.5		4.5		4.5		4.5		4.5

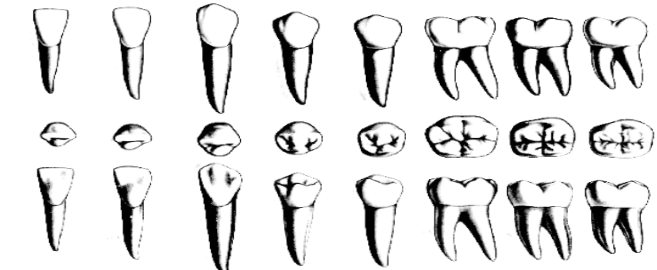
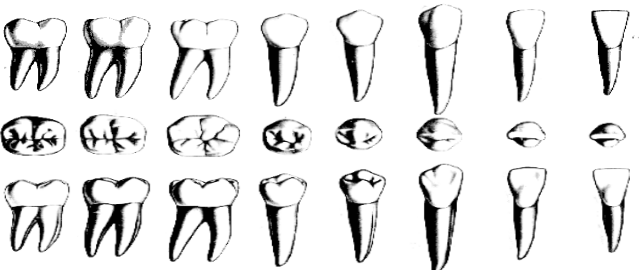


Lingual Surface	1		2		3		4		5		6		7		8									
	d	l	m	d	l	m	d	l	m	d	l	m	d	l	m	d	l	m						
GI																								
PI																								
BOP			0	0	0	1	0	1	1	0	1	0	0	0	0	0	0	0	0	0	0	0	0	0
PD			4	2	3	3	1	3	2	1	2	2	1	1	1	1	1	1	1	1	1	1	2	
CEJ			1	1	1	1	0	1	1	0	1	1	0	1	1	0	1	1	0	1	1	0	1	
AL			3	1	2	2	1	2	1	1	1	1	1	0	0	1	0	0	1	0	0	1	1	

Lingual Surface	9		10		11		12		13		14		15		16									
	m	l	d	m	l	d	m	l	d	m	l	d	m	l	d	m	l	d						
GI																								
PI																								
BOP			0	0	0	0	0	0	0	0	0	0	0	0	0	0	0	0	0	0	0	0	0	0
PD			1	1	1	1	1	1	1	1	2	2	1	2	2	1	2	2	1	2	2	1	2	2
CEJ			1	0	1	1	0	1	1	0	1	1	1	1	0	1	1	-1	1	1	1	1	1	1
AL			0	1	0	0	1	0	0	1	1	1	0	1	1	1	1	1	1	2	1	1	0	1

Buccal Surface	32		31		30		29		28		27		26		25								
	d	f	m	d	f	m	d	f	m	d	f	m	d	f	m	d	f	m					
GI				0		0		0		0		0		0		0		0					
PI				0		0		0		0		0		0		0		0					
BOP			0	0	0	0	0	0	0	0	0	0	0	0	0	0	0	0	0	0	0	0	0
PD			2	2	2	2	1	2	1	1	1	1	1	1	1	1	1	1	1	1	1	1	1
CEJ			1	1	1	1	-1	1	1	0	1	1	-2	1	1	0	1	1	0	1	1	0	1
AL			1	1	1	1	2	1	0	1	0	3	0	0	1	0	1	0	1	0	1	0	1
TPC			A		A		A		B		A		A		A		A		A		A		A
TPC/Risk			4.5		4.5		4.5		7.2		4.5		4.5		4.5		4.5		4.5		4.5		4.5

Buccal Surface	24		23		22		21		20		19		18		17								
	m	f	d	m	f	d	m	f	d	m	f	d	m	f	d	m	f	d					
GI			0		0		0		0		1		0		0		0		0				
PI			0		0		0		0		0		0		0		0		0				
BOP			0	0	0	0	0	0	0	0	0	0	0	0	0	0	0	0	0	0	0	0	1
PD			1	1	1	1	1	1	1	1	1	1	1	1	2	2	1	2	2	2	2	3	3
CEJ			1	-1	1	1	1	1	0	1	1	-1	1	0	1	1	0	1	1	1	1	1	1
AL			0	2	0	0	0	0	1	0	0	2	0	0	1	1	1	1	1	1	1	1	2
TPC			A		A		A		A		A		A		A		A		A		A		A
TPC/Risk			4.5		4.5		4.5		4.5		4.5		4.5		4.5		4.5		4.5		4.5		4.5



Lingual Surface	32		31		30		29		28		27		26		25									
	d	l	m	d	l	m	d	l	m	d	l	m	d	l	m	d	l	m						
GI																								
PI																								
BOP			1	0	1	1	0	1	1	0	0	0	0	0	0	0	0	0	0	0	0	0	0	
PD			2	2	3	2	1	3	3	1	2	1	1	1	1	1	1	1	1	1	1	1	1	
CEJ			1	1	1	1	1	1	1	0	1	1	1	1	1	0	1	1	1	1	1	1	1	
AL			1	1	2	1	0	2	2	1	1	0	0	0	0	1	0	0	1	0	0	1	0	

Lingual Surface	24		23		22		21		20		19		18		17									
	m	l	d	m	l	d	m	l	d	m	l	d	m	l	d	m	l	d						
GI																								
PI																								
BOP			0	0	0	0	0	0	0	0	0	0	0	0	0	0	0	0	0	0	0	0	0	0
PD			1	1	1	1	1	1	1	1	2	2	1	2	2	1	2	2	1	2	2	1	2	2
CEJ			1	1	1	1	0	1	1	0	1	1	1	1	0	1	1	0	1	1	0	1	1	
AL			0	0	0	0	1	0	0	1	0	1	1	1	1	1	1	1	1	1	1	1	1	

GI >=1
 Plaque >=1
 BOP
 PD >=4mm
 PD >=6mm
 iAL >=3mm
 iAL >=5mm

Extent	Percentile
4	
7	
17	
1	68
0	0
1	21
0	0

TPC	N
A Healthy	26
B Recession	1
C Crown	0
D Gingival Inflammation	0
E Interproximal Disease	1
F Diminished Periodontium	0
G Severe	0

Disease Status
 PPC:
 IPR Score:
 IPR Percentile:
 CDC/AAP
 BGI

A-Healthy
 5
 10
 Healthy
 P2

