

Intermittent hypoxia regulates vasoactive molecules and alters insulin-signaling in vascular endothelial cells

Pragya Sharma, Yu Dong, Virend K. Somers, Timothy E. Peterson, Yuebo Zhang, Shihan Wang, Guangxi Li, Prachi Singh

Fig 1d

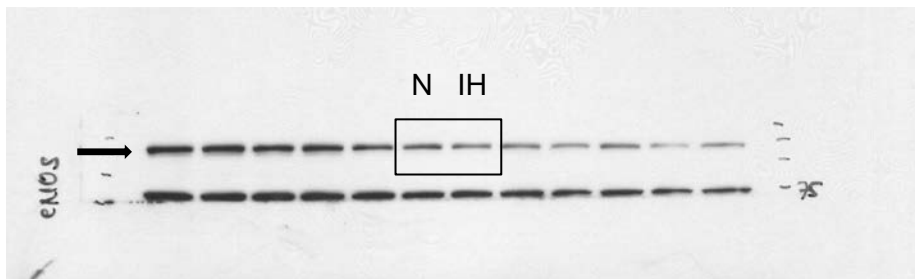


Fig 1d

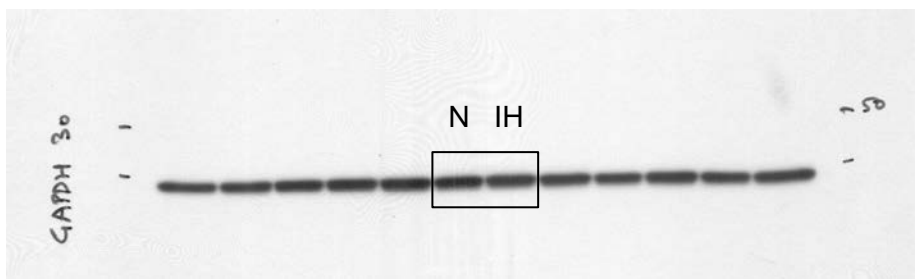


Fig 1e, peNOS

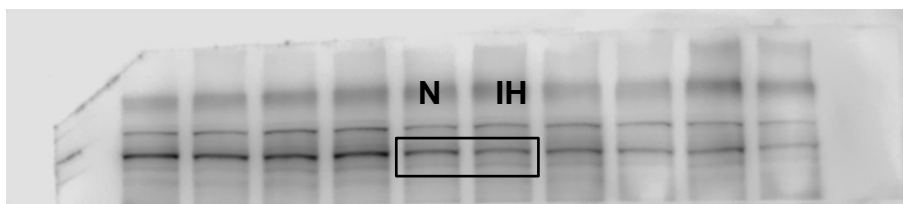


Fig 1e, 2b, GAPDH




Fig 2b, ET-1

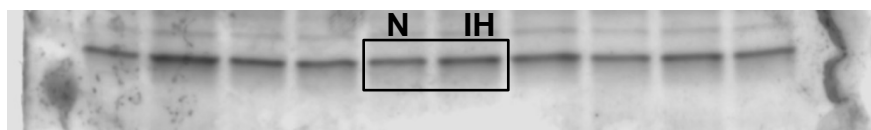


Fig 3a, pAKT

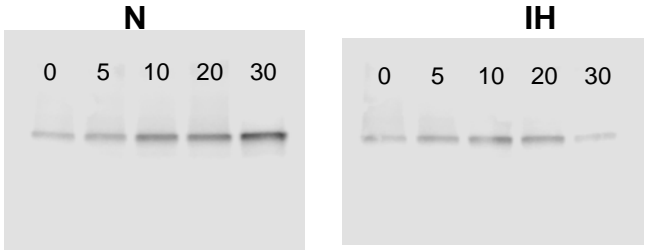
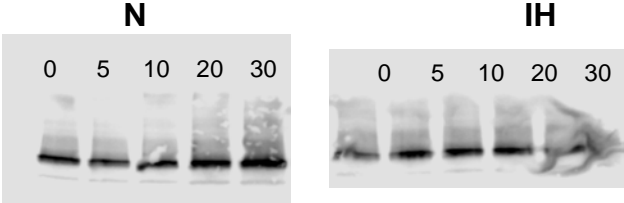



Fig 3a, AKT



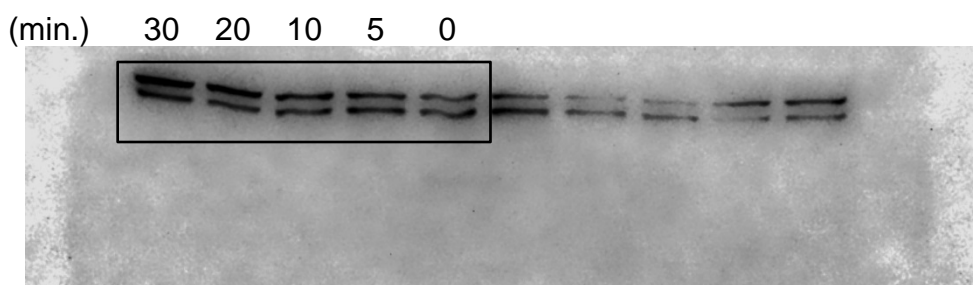
N

Fig 3c: pERK



N


Fig 3c, ERK



IH

Fig 3c: pERK

(min.) 0 5 10 20 30



IH

Fig 3c, ERK

(min.) 0 5 10 20 30

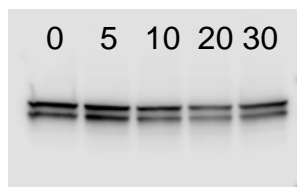


Fig 5

