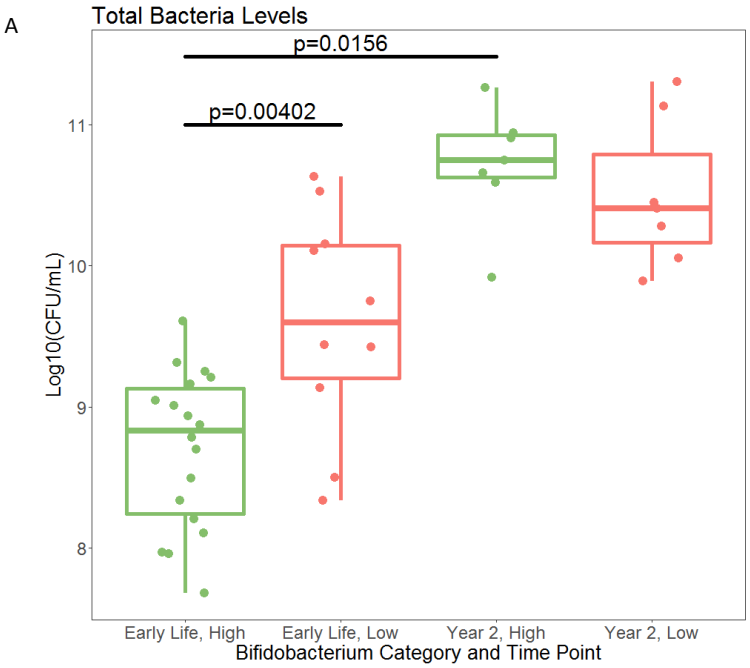
A
Total Bacteria Levels
p=0.0156
p=0.00402
Log10(CFU/mL)
11
10
9
8
Early Life, High
Early Life, Low
Year 2, High
Year 2, Low
Bifidobacterium Category and Time Point

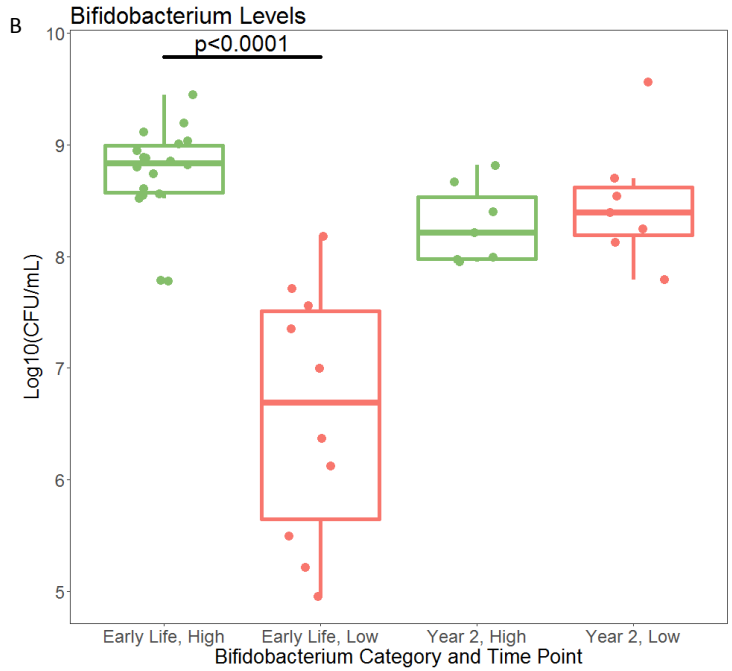
B
Bifidobacterium Levels
p<0.0001
Log10(CFU/mL)
10
9
8
7
6
5
Early Life, High
Early Life, Low
Year 2, High
Year 2, Low
Bifidobacterium Category and Time Point

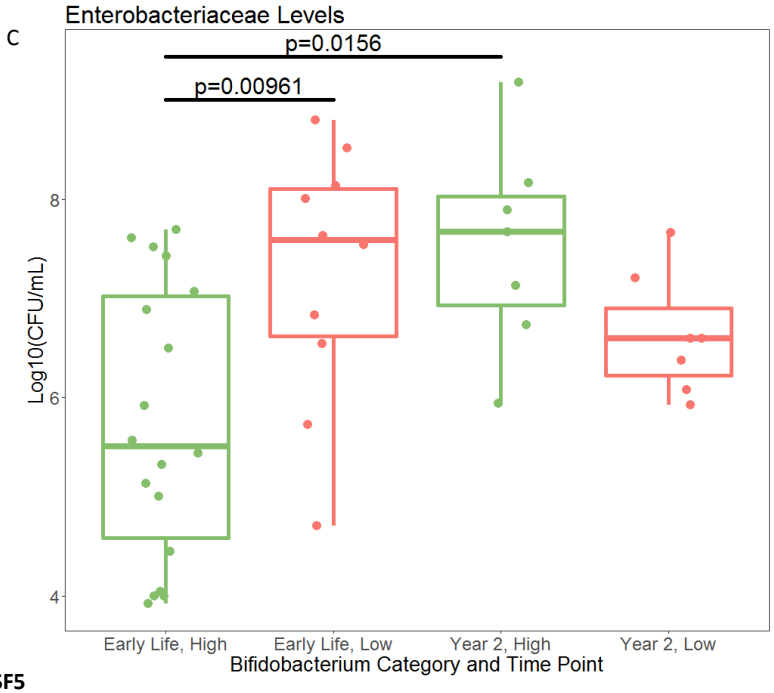
C
Enterobacteriaceae Levels
p=0.0156
p=0.00961
Log10(CFU/mL)
8
6
4
Early Life, High
Early Life, Low
Year 2, High
Year 2, Low
Bifidobacterium Category and Time Point

SF5