

## Supplementary material

**Supplementary Table 1.** A list of 181 plant bioactives and their metabolites selected as candidates for the multiplatform analysis classified based on their chemical or metabolite class.

### Carotenoids

Lutein  
Lycopene  
Zeaxanthin  
 $\beta$ -Carotene  
 $\beta$ -Cryptoxanthin

### Phytosterols

Brassicasterol  
Campesterol  
Stigmasterol  
 $\beta$ -Sitosterol

### Phenolic acids

2-Hydroxycinnamic acid  
5-Feruloylquinic acid  
Caffeic acid  
Chlorogenic acid  
*p*-Coumaric acid  
Ellagic acid  
Ferulic acid  
Gallic acid  
Homovanillic acid  
Protocatechuic acid  
Rosmarinic acid  
Sinapic acid  
Vanillic acid  
Veratric acid  
Verbascoside

### Flavonoids

(-)-Epicatechin  
(-)-Epigallocatechin 3-*O*-gallate  
8-Prenylnaringenin  
Apigenin  
Apigenin 7-*O*-glucoside  
Cyanidin  
Cyanidin 3-*O*-glucoside  
Cyanidin 3-*O*-rutinoside  
Daidzein  
Delphinidin  
Dihydrogenistein

Diosmetin  
Eriodictyol  
Genistein  
Hesperetin  
Homoeriodictyol  
Homoorientin  
Isoliquiritigenin  
Isoquercitrin  
Isorhamnetin  
Isosakuranetin  
Kaempferol  
Luteolin  
Malvidin 3-*O*-glucoside  
Myricetin  
Naringenin  
Naringin  
Nobiletin  
Phloretin  
Procyanidin A2  
Procyanidin B1  
Procyanidin B2  
Procyanidin B4  
Quercetin  
Silybin  
Sinensetin  
Tangeretin  
Taxifolin  
Vitexin  
Xanthohumol

#### **Other polyphenols**

(+)-lariciresinol  
5-heptadecylresorcinol (AR17:0)  
5-pentacosylresorcinol (AR25:0)  
 $\alpha$ -Tocopherol  
Curcumin  
Hydroxytyrosol  
Resveratrol  
Vanillin

#### **Glucuronides**

3'-Methylcyanidin 3-glucuronide  
4-Hydroxybenzoic acid 4-*O*-glucuronide  
Apigenin 7-glucuronide  
Caffeic acid 3-*O*- $\beta$ -D-glucuronide  
*cis*-Resveratrol 3-*O*- $\beta$ -D-glucuronide  
*cis*-Resveratrol 4'-*O*- $\beta$ -D-glucuronide  
Curcumin 4-*O*- $\beta$ -D-glucuronide

Cyanidin 3-glucuronide  
Daidzein 4'- $\beta$ -D-glucuronide  
Daidzein 7- $\beta$ -D-glucuronide  
Daidzein diglucuronide  
Diosmetin 3'-O- $\beta$ -D-glucuronide  
Epicatechin 3-O-glucuronide  
Genistein 4'- $\beta$ -D-glucuronide  
Genistein 7- $\beta$ -D-glucuronide  
Genistein diglucuronide  
Hesperetin 3'-O- $\beta$ -D-glucuronide  
Hesperetin 7,3'-di-O- $\beta$ -D-glucuronide  
Hesperetin 7-O- $\beta$ -D-glucuronide  
Isorhamnetin 3-O-glucuronide  
Isorhamnetin 4'-O-glucuronide  
Isovanillic acid 3-O-glucuronide  
Kaempferol 3-O- $\beta$ -D-glucuronide  
Luteolin 7-O- $\beta$ -D-glucuronide  
Myricetin 3'-O-glucuronide  
Naringenin 4'-O- $\beta$ -D-glucuronide  
Naringenin 7-O- $\beta$ -D-glucuronide  
Protocatechuic acid 4-O-glucuronide  
Quercetin 3'-O- $\beta$ -D-glucuronide  
Quercetin 5,7-diglucuronide  
Quercetin 7-O- $\beta$ -D-glucuronide  
*trans*-Resveratrol 3-O- $\beta$ -D-glucuronide  
*trans*-Resveratrol 4'-O- $\beta$ -D-glucuronide  
Vanillic acid 4-O-glucuronide

#### **Sulfates**

1-Methylpyrogallol 3-O-sulfate  
2-Methylpyrogallol 1-O-sulfate  
3,4-Dihydroxybenzoic acid 3-O-sulfate  
3,4-Dihydroxybenzoic acid 4-O-sulfate  
3'-O-Methyl(-)-epicatechin 5-O-sulfate  
3'-O-Methyl(-)-epicatechin 7-O-sulfate  
4-Hydroxybenzoic acid 4-O-sulfate  
4-Methylcatechol 1-O-sulfate  
4-Methylcatechol 2-O-sulfate  
4-O-Methylgallic acid 3-O-sulfate  
Benzoic acid sulfate  
Caffeic acid 3-O-sulfate  
Caffeic acid 4-O-sulfate  
Catechol O-sulfate  
Daidzein 4' sulfate  
Epicatechin 3-O-sulfate  
Genistein 7-sulfate  
Isoferulic acid 3-O-sulfate

Isoquercitrin 4'-*O*-sulfate  
Isorhamnetin 3-*O*-sulfate  
Isovanillic acid 3-*O*-sulfate  
Kaempferol 3-*O*-sulfate  
Myricetin 3'-*O*-sulfate  
Protocatechuic acid 3-*O*-sulfate  
Protocatechuic acid 4-*O*-sulfate  
Pyrogallol 2-*O*-sulfate  
Quercetin 3'-*O*-sulfate  
Quercetin 4'-*O*-sulfate  
Quercetin disulfate  
Silybin 20-*O*-sulfate  
Silybin 7,20-di-*O*-sulfate  
Taxifolin 4'-*O*-sulfate  
Vanillic acid 4-*O*-sulfate

#### **Sulfates and glucuronides**

3'-Methylcyanidin 3-glucuronide-5-glucoside-4'-sulfate  
Daidzein 7- $\beta$ -D-glucuronide 4'-Sulfate  
Genistein 7-sulfate 4'- $\beta$ -D-glucuronide  
Genistein 7- $\beta$ -D-glucuronide 4'-sulfate

#### **Microbial metabolites**

3,4-Dihydroxybenzoic acid  
3,4-Dihydroxyphenylacetic acid  
3,4-Dihydroxyphenylpropionic acid  
3,4-Dimethoxybenzoic acid  
3-Hydroxybenzoic acid  
3-Hydroxyphenylacetic acid  
3-Hydroxyphenylpropionic acid  
3-Phenylpropionic acid  
4-Coumaric acid  
4-Hydroxybenzoic acid  
4-Hydroxyphenylacetic acid  
4-Hydroxyphenylpropionic acid  
4-Methylcatechol  
Benzoic acid  
Dihydrocaffeic acid  
Dihydrodaidzein  
Enterodiol  
Enterolactone  
Equol  
Equol 4'-sulfate  
Equol 7- $\beta$ -D-glucuronide  
Hippuric acid  
*O*-Desmethylangolensin  
Protocatechuic acid

Urolithin A

Urolithin A 3-glucuronide

Urolithin A 8-glucuronide

Urolithin B

Urolithin B 3-*O*-glucuronide

Urolithin C

Urolithin D

**Other compounds**

Bergaptol

Cafestol

*myo*-Inositol

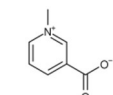
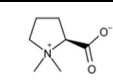
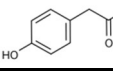
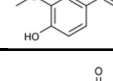
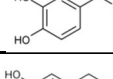
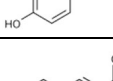
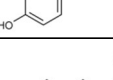
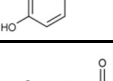
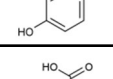
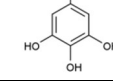
Stachydrine

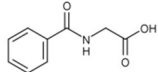
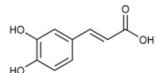
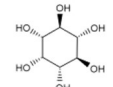
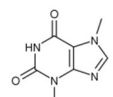
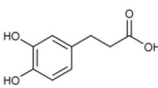
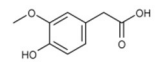
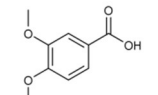
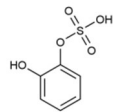
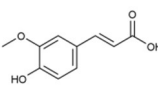
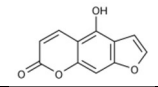
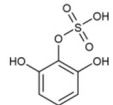
Theobromine

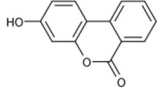
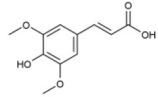
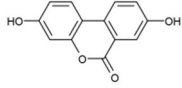
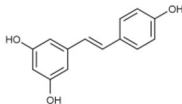
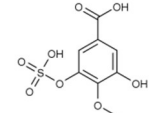
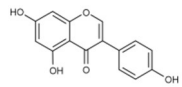
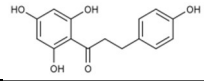
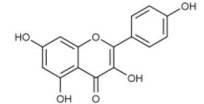
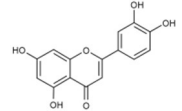
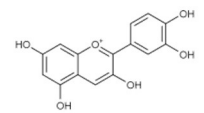
Trigonelline

Ursolic acid

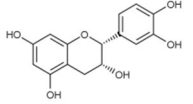
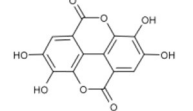
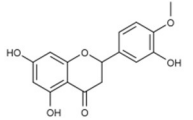
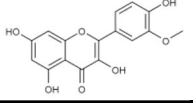
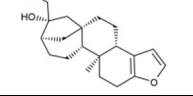
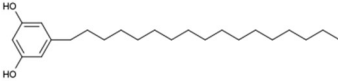
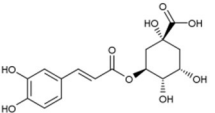
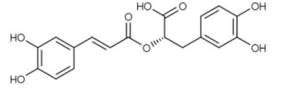
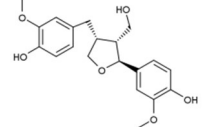
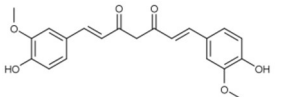
**Supplementary Table 2.** Chemical standards analysed in the multiplatform test. Concentration in the stock solution other than 10 mM: \* 5 mM, † 1 mM, ‡ 0.5 mM, § 50 ppm

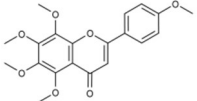
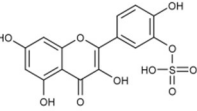
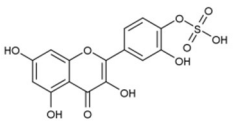
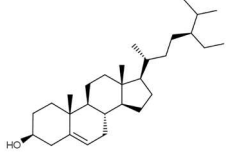
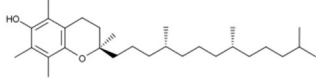
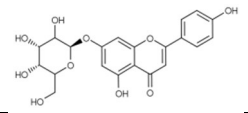
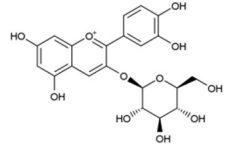
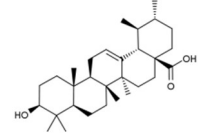
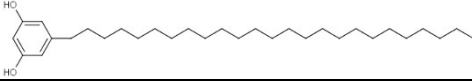
Compound	PhytoHub ID	Class	Formula	M <sub>0</sub> [Da]	log <i>P</i> (calc.)	Supplier	Mix	Structure
trigonelline	PHUB001378	betaine	C <sub>7</sub> H <sub>7</sub> NO <sub>2</sub>	137.0477	-3.30	Extrasynthese	A	
stachydrine (proline betaine)	PHUB000844	betaine	C <sub>7</sub> H <sub>13</sub> NO <sub>2</sub>	143.0946	-2.24	Extrasynthese	A	
4-hydroxyphenylacetic acid	PHUB000543	microbial metabolite	C <sub>8</sub> H <sub>8</sub> O <sub>3</sub>	152.0473	0.93	Aldrich	A	
vanillin	PHUB000645	other phenolic	C <sub>8</sub> H <sub>8</sub> O <sub>3</sub>	152.0473	1.31	Sigma-Aldrich	A	
protocatechuic acid	PHUB000310	phenolic acid	C <sub>7</sub> H <sub>6</sub> O <sub>4</sub>	154.0266	1.32	Sigma	A	
hydroxytyrosol	PHUB001321	other phenolic	C <sub>8</sub> H <sub>10</sub> O <sub>3</sub>	154.0630	0.13	Extrasynthese	B	
<i>p</i> -coumaric acid	PHUB000590	phenolic acid	C <sub>9</sub> H <sub>8</sub> O <sub>3</sub>	164.0473	1.74	Sigma	A	
3-(4-hydroxyphenyl)-propionic acid	PHUB001072	microbial metabolite	C <sub>9</sub> H <sub>10</sub> O <sub>3</sub>	166.0630	1.15	Fluka	A	
vanillic acid	PHUB000316	phenolic acid	C <sub>8</sub> H <sub>8</sub> O <sub>4</sub>	168.0423	1.70	Sigma	A	
gallic acid	PHUB000303	phenolic acid	C <sub>7</sub> H <sub>6</sub> O <sub>5</sub>	170.0215	1.17	Sigma (G73849)	A	

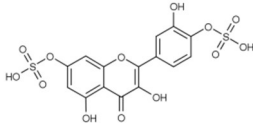
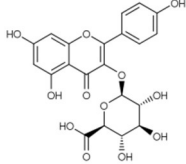
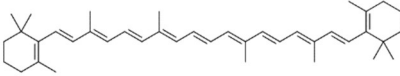
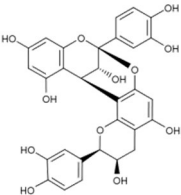
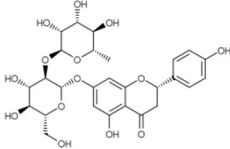
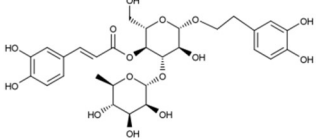
hippuric acid	PHUB001174	phenolic acid	C <sub>9</sub> H <sub>9</sub> NO <sub>3</sub>	179.0582	0.23	Sigma (112003)	A	
caffeic acid	PHUB000574	phenolic acid	C <sub>9</sub> H <sub>8</sub> O <sub>4</sub>	180.0423	1.67	Sigma (C0625)	A	
myo-inositol	PHUB001870	sugar alcohol	C <sub>6</sub> H <sub>12</sub> O <sub>6</sub>	180.0634	-2.59	Merck	A	
theobromine	PHUB000790	alkaloid	C <sub>7</sub> H <sub>8</sub> N <sub>4</sub> O <sub>2</sub>	180.0650	-0.46	Extrasynthese	A	
dihydrocaffeic acid	PHUB000604	microbial metabolite	C <sub>9</sub> H <sub>10</sub> O <sub>4</sub>	182.0579	1.04	Sigma	A	
homovanillic acid	PHUB000617	phenolic acid	C <sub>9</sub> H <sub>10</sub> O <sub>4</sub>	182.0579	1.02	Extrasynthese	B	
veratric acid	PHUB001218	phenolic acid	C <sub>9</sub> H <sub>10</sub> O <sub>4</sub>	182.0579	1.52	Aldrich	A	
catechol O-sulfate	PHUB001352	sulfate	C <sub>6</sub> H <sub>6</sub> O <sub>5</sub> S	189.9936	-0.81	<i>synthesised in-house</i>	B <sup>†</sup>	
ferulic acid	PHUB000608	phenolic acid	C <sub>10</sub> H <sub>10</sub> O <sub>4</sub>	194.0579	1.58	Aldrich (128708)	A	
bergaptol	PHUB000259	other phenolic	C <sub>11</sub> H <sub>6</sub> O <sub>4</sub>	202.0270	1.86	Extrasynthese	B*	
pyrogallol 2-O-sulfate	PHUB001416	sulfate	C <sub>6</sub> H <sub>6</sub> O <sub>6</sub> S	205.9885	-0.66	<i>synthesised in-house</i>	A	

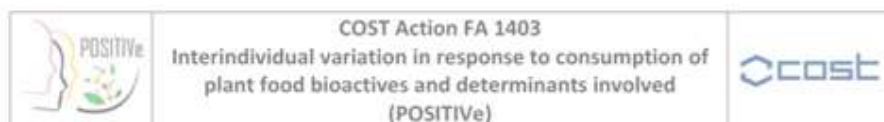
uro lithin B	PHUB001394	microbial metabolite	C <sub>13</sub> H <sub>8</sub> O <sub>3</sub>	212.0473	2.65	Villapharma Research S.L.	B	
sinapic acid	PHUB000638	phenolic acid	C <sub>11</sub> H <sub>12</sub> O <sub>5</sub>	224.0685	1.63	Sigma	A <sup>†</sup>	
uro lithin A	PHUB001391	microbial metabolite	C <sub>13</sub> H <sub>8</sub> O <sub>4</sub>	228.0423	2.16	Villapharma Research S.L.	B	
resveratrol	PHUB000324	other phenolic	C <sub>14</sub> H <sub>12</sub> O <sub>3</sub>	228.0786	2.57	Sigma	A	
4-O-methylgallic acid 3-O-sulfate	PHUB001873	sulfate	C <sub>8</sub> H <sub>8</sub> O <sub>8</sub> S	263.9940	-0.53	<i>synthesised in-house</i>	A	
genistein	PHUB000225	flavonoid	C <sub>15</sub> H <sub>10</sub> O <sub>5</sub>	270.0528	3.04	Extrasynthese	B	
phloretin	PHUB001344	other phenolic	C <sub>15</sub> H <sub>14</sub> O <sub>5</sub>	274.0841	2.23	Extrasynthese	B	
kaempferol	PHUB000672	flavonoid	C <sub>15</sub> H <sub>10</sub> O <sub>6</sub>	286.0477	1.99	Extrasynthese	B	
luteolin	PHUB000892	flavonoid	C <sub>15</sub> H <sub>10</sub> O <sub>6</sub>	286.0477	2.73	Fluka	B*	
cyanidin	PHUB000483	flavonoid	C <sub>15</sub> H <sub>11</sub> O <sub>6</sub> <sup>+</sup>	287.0556	2.41	n/a	B	



(-)-epicatechin	PHUB000262	flavonoid	C <sub>15</sub> H <sub>14</sub> O <sub>6</sub>	290.0790	1.02	Sigma	B	
ellagic acid	PHUB000298	phenolic acid	C <sub>14</sub> H <sub>6</sub> O <sub>8</sub>	302.0063	1.59	Sigma	A <sup>§</sup>	
hesperetin	PHUB000380	flavonoid	C <sub>16</sub> H <sub>14</sub> O <sub>6</sub>	302.0790	2.52	Sigma	A	
isorhamnetin	PHUB000662	flavonoid	C <sub>16</sub> H <sub>12</sub> O <sub>7</sub>	316.0583	1.96	Extrasynthese	B <sup>‡</sup>	
cafestol	PHUB000006	terpenoid	C <sub>20</sub> H <sub>28</sub> O <sub>3</sub>	316.2038	3.04	MP Biomedicals	A	
5-heptadecylresorcinol (AR17:0)	PHUB000554	alkylresorcinol	C <sub>23</sub> H <sub>40</sub> O <sub>2</sub>	348.3028	8.79	ReseaChem	B	
chlorogenic acid	PHUB000585	phenolic acid	C <sub>16</sub> H <sub>18</sub> O <sub>9</sub>	354.0950	0.17	Aldrich (C3878)	A	
rosmarinic acid	PHUB000634	phenolic acid	C <sub>18</sub> H <sub>16</sub> O <sub>8</sub>	360.0845	2.57	Extrasynthese	A	
(+)-lariciresinol	PHUB001390	lignan	C <sub>20</sub> H <sub>24</sub> O <sub>6</sub>	360.1573	2.16	ArboNova	A	
curcumin	PHUB001408	other phenolic	C <sub>21</sub> H <sub>20</sub> O <sub>6</sub>	368.1260	3.62	Sigma	B*	

tangeretin	PHUB000907	flavonoid	C <sub>20</sub> H <sub>20</sub> O <sub>7</sub>	372.1210	2.88	Extrasynthese	B	
quercetin 3'-O-sulfate	PHUB001316	sulfate	C <sub>15</sub> H <sub>10</sub> O <sub>10</sub> S	381.9995	0.65	<i>synthesised in-house</i> <sup>29</sup>	A <sup>†</sup>	
quercetin 4'-O-sulfate	PHUB001871	sulfate	C <sub>15</sub> H <sub>10</sub> O <sub>10</sub> S	381.9995	0.70	<i>synthesised in-house</i> <sup>29</sup>	A <sup>†</sup>	
β-sitosterol	PHUB000479	steroid	C <sub>29</sub> H <sub>50</sub> O	414.3862	7.27	Sigma	C	
α-tocopherol	PHUB001872	other phenolic	C <sub>29</sub> H <sub>50</sub> O <sub>2</sub>	430.3811	8.84	Sigma	A	
apigenin 7-O-glucoside	PHUB000865	flavonoid	C <sub>21</sub> H <sub>20</sub> O <sub>10</sub>	432.1056	0.68	HWI Analytik	B*	
cyanidin 3-O-glucoside	PHUB000503	flavonoid	C <sub>21</sub> H <sub>21</sub> O <sub>11</sub> <sup>+</sup>	448.1006	0.98	Extrasynthese	B	
ursolic acid	PHUB000190	terpenoid	C <sub>30</sub> H <sub>48</sub> O <sub>3</sub>	456.3603	6.35	Aldrich	A	
5-pentacosylresorcinol (AR25:0)	PHUB000560	alkylresorcinol	C <sub>31</sub> H <sub>56</sub> O <sub>2</sub>	460.4280	10.4	ReseaChem	B*	

quercetin disulfate	PHUB001874	sulfate	$C_{15}H_{10}O_{13}S_2$	461.9563	-0.34	<i>a mixture of isomers synthesised in-house</i> <sup>29</sup>	B <sup>‡</sup>	
kaempferol 3-glucuronide	PHUB001318	glucuronide	$C_{21}H_{18}O_{12}$	462.0798	1.40	Extrasynthese	A	
$\beta$ -carotene	PHUB000350	terpenoid	$C_{40}H_{56}$	536.4382	9.72	Extrasynthese	C	
procyanidin A2	PHUB000275	flavonoid	$C_{30}H_{24}O_{12}$	576.1268	2.43	Extrasynthese	A	
naringin	PHUB000389	flavonoid	$C_{27}H_{32}O_{14}$	580.1792	-0.24	Sigma	A	
verbascoside	PHUB000646	phenolic acid	$C_{29}H_{36}O_{15}$	624.2054	1.09	Extrasynthese	A	



## Contents

<b>1. AIM</b> .....	3
<b>2. DOCUMENTS GENERATED BY THIS SOP</b> .....	3
<b>3. PROCEDURE</b> .....	4
<b>3.1. Preparation of stock solutions</b> .....	4
3.1.1. Compounds to include in the coverage test .....	4
3.1.2. Collection of compounds to include in the ring test .....	4
3.1.3. Preparation of the individual standard stock solutions at 10mM .....	4
3.1.4. Preparation of the standard mix solution at 200µM (S1) .....	4
3.1.5. Preparation of the standard stock solution at 10 µM (S2 and U2) .....	5
<b>3.2. Analysis of standard solutions S2 and U2</b> .....	5
<b>3.3. Treatment of results</b> .....	6
<b>Annex 1. List of Analytical platforms involved and contact persons</b> .....	7
<b>Annex 2. List of compounds, formula, monoisotopic mass (MM), log P, origin, purity, solubility</b> .....	8
<b>Annex 3. Characteristics of the MS equipment and conditions of analysis</b> .....	9
<b>Annex 4. Characteristics of the GC-MS equipment and conditions of analysis</b> .....	12
<b>Annex 5. Characteristics of the NMR equipment and conditions of analysis</b> .....	13
<b>Annex 6. Template to provide results from each platform</b> .....	14

**Supplementary Figure 1.** The contents of the standard operating procedure (SOP) sent to each participating platform.