

Supplementary Information

In-vitro evaluation of apoptotic effect of OEO and thymol in 2D and 3D cell cultures and the study of their interaction mode with DNA

TAHEREH JAMALI¹, GHOLAMREZA KAVOOSI², MALIHEH SAFAVI³, SUSAN K. ARDESTANI^{1*}

1. INSTITUTE OF BIOCHEMISTRY AND BIOPHYSICS, UNIVERSITY OF TEHRAN, TEHRAN, IRAN

2. INSTITUTE OF BIOTECHNOLOGY, SHIRAZ UNIVERSITY, SHIRAZ, IRAN

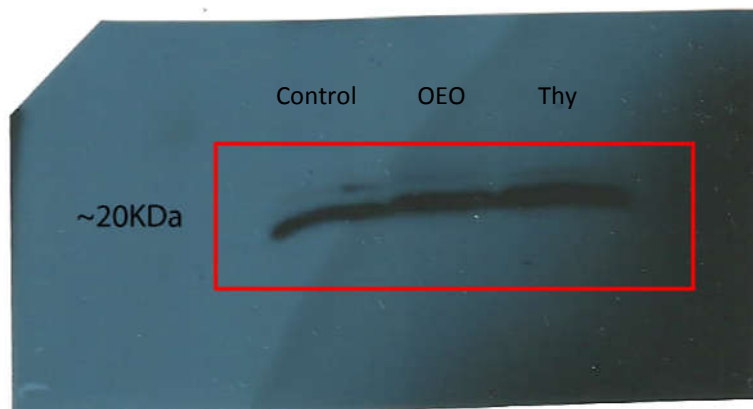
3. DEPARTMENT OF BIOTECHNOLOGY, IRANIAN RESEARCH ORGANIZATION FOR SCIENCE AND TECHNOLOGY, TEHRAN, IRAN

* CORRESPONDING AUTHOR: ARDESTANY@UT.AC.IR


BCL2



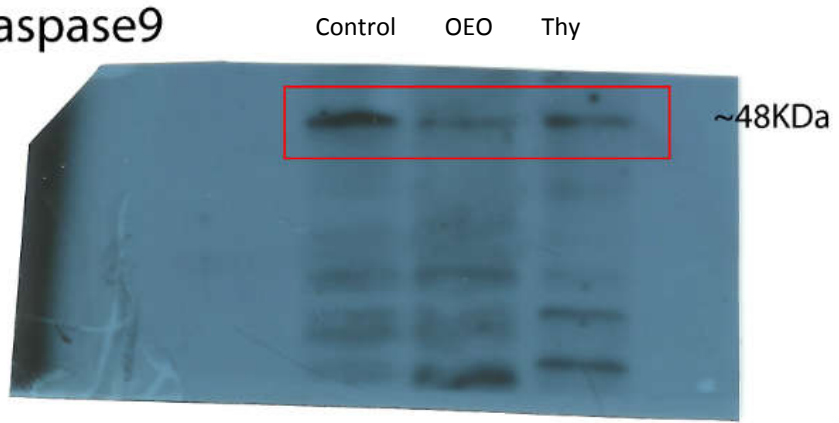
Bax



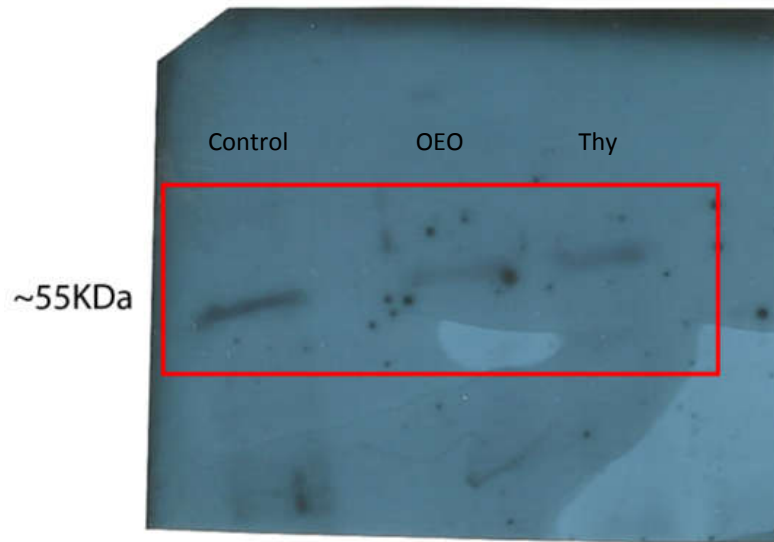
β -actin



Caspase9



Caspase8



Caspase3

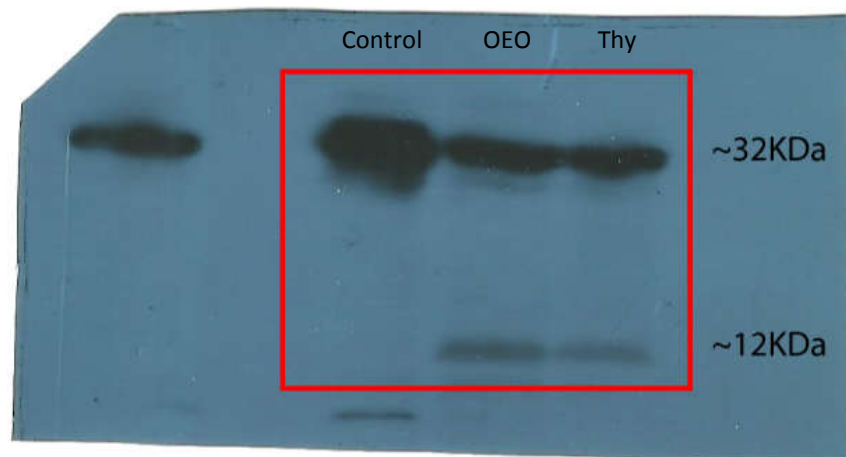


Fig S1: The full length blots or original images for Fig. 9.