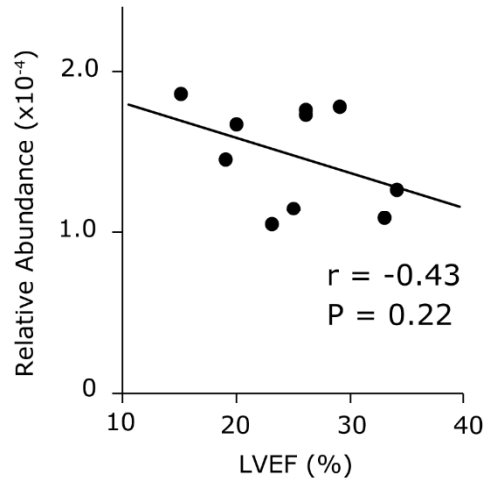
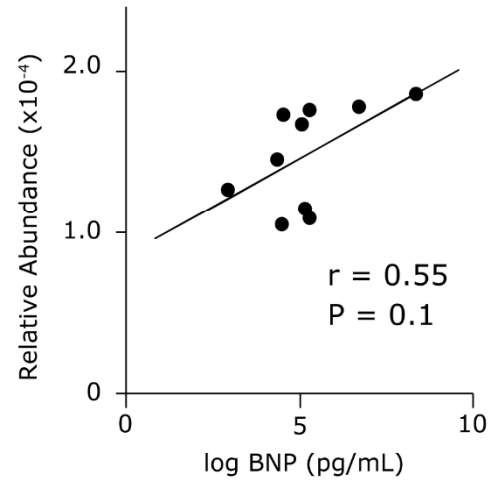
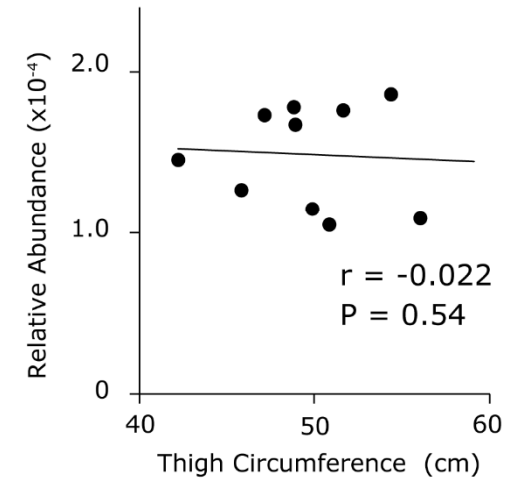


Supplemental Fig. 1

Schematic representation of the time schedule of the experimental protocol. SPA, spontaneous physical activity.

A**B****C****Supplemental Fig. 2**

Correlations between the plasma acetyllysine level and LVEF (A), log BNP (B), and thigh circumference (C) in the 10 patients with HF.

LVEF, left ventricular ejection fraction; BNP, brain natriuretic peptide.