Supplemental Fig. 1

A

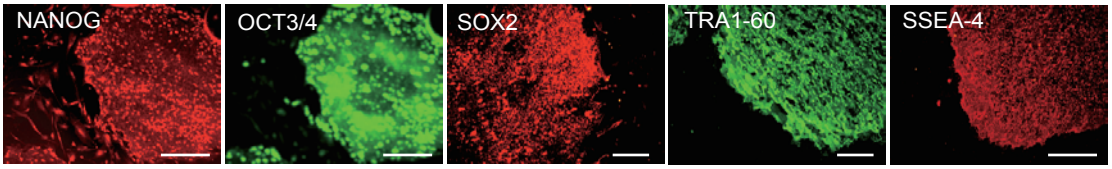

B

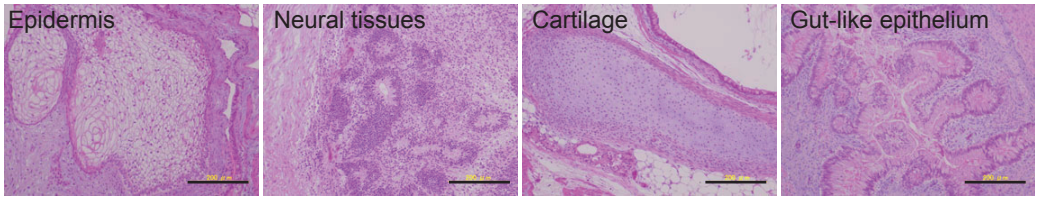

C

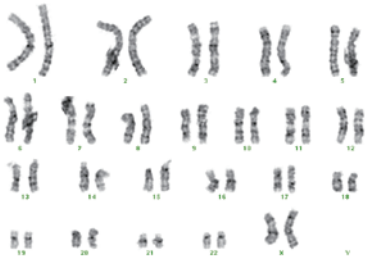

Cell line ID	Karyotype	Cell number
Sendai-Edom-iPS-05	46, XX	50
Sendai-Edom-iPS-23	46, XX	50
Sendai-Edom-iPS-30	46, XX	50
Sendai-Edom-iPS-31	46, XX	50
Sendai-Edom-iPS-35	46, XX	50
Sendai-Edom-iPS-39	46, XX	50

D

Locus	Edom22 (Parent cell)		Sendai-Edom-iPS-05		Sendai-Edom-iPS-23		Sendai-Edom-iPS-30		Sendai-Edom-iPS-31		Sendai-Edom-iPS-35		Sendai-Edom-iPS-39	
D3S1358	15	18	15	18	15	18	15	18	15	18	15	18	15	18
TH01	7	9	7	9	7	9	7	9	7	9	7	9	7	9
D21S11	30	31	30	31	30	31	30	31	30	31	30	31	30	31
D18S51	16		16		16		16		16		16		16	
Penta_E	8	18	8	18	8	18	8	18	8	18	8	18	8	18
D5S818	11		11		11		11		11		11		11	
D13S317	8	12	8	12	8	12	8	12	8	12	8	12	8	12
D7S820	9	12	9	12	9	12	9	12	9	12	9	12	9	12
D16S539	10	12	10	12	10	12	10	12	10	12	10	12	10	12
CSF1PO	12		12		12		12		12		12		12	
Penta_D	9	11	9	11	9	11	9	11	9	11	9	11	9	11
AMEL	X		X		X		X		X		X		X	
vWA	14	17	14	17	14	17	14	17	14	17	14	17	14	17
D8S1179	13	14	13	14	13	14	13	14	13	14	13	14	13	14
TPOX	11		11		11		11		11		11		11	
FGA	19	24	19	24	19	24	19	24	19	24	19	24	19	24