

The small molecule 2-Azido-2-deoxy-glucose is a metabolic chemical reporter of O-GlcNAc modifications in mammalian cells, revealing an unexpected promiscuity of O-GlcNAc transferase

Balyn W. Zaro,^{a±} Anna R. Batt,^{a*±} Kelly N. Chuh,^a Marisol X. Navarro,^a and Matthew R. Pratt^{a,b,*}

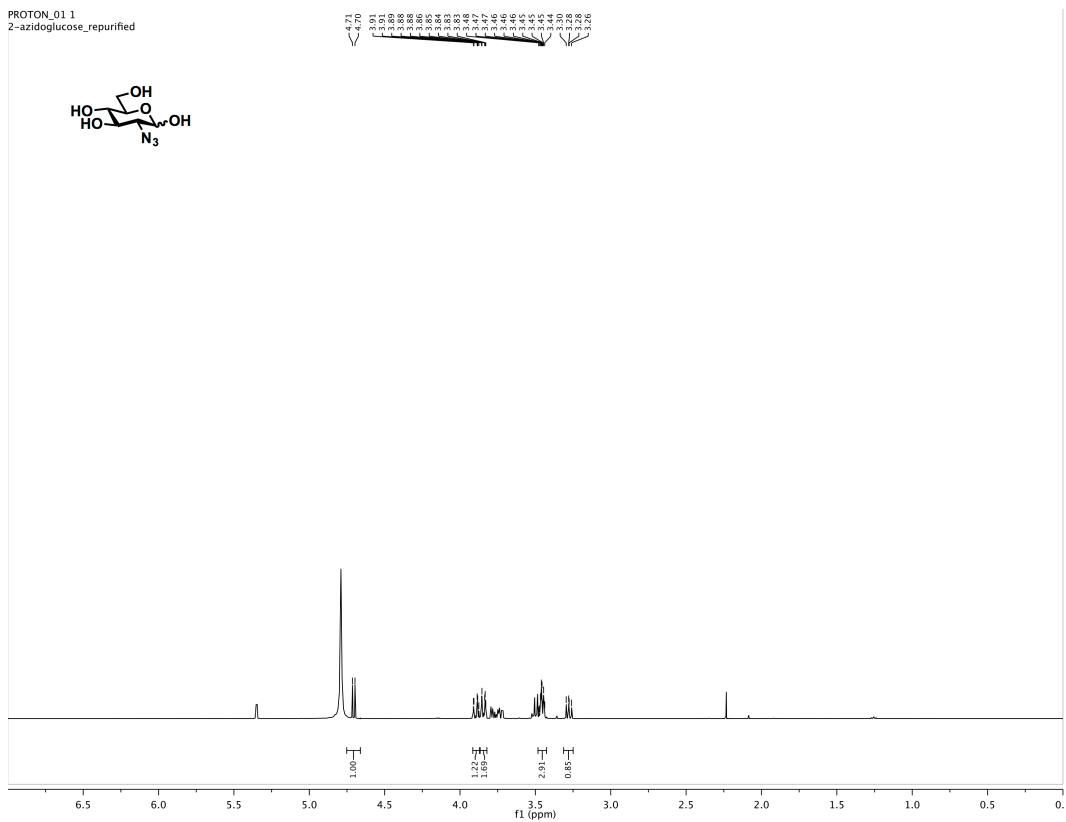
^aDepartment of Chemistry, ^bDepartment of Molecular and Computational Biology
University of Southern California, Los Angeles, CA 90089

*Correspondence should be addressed to matthew.pratt@usc.edu

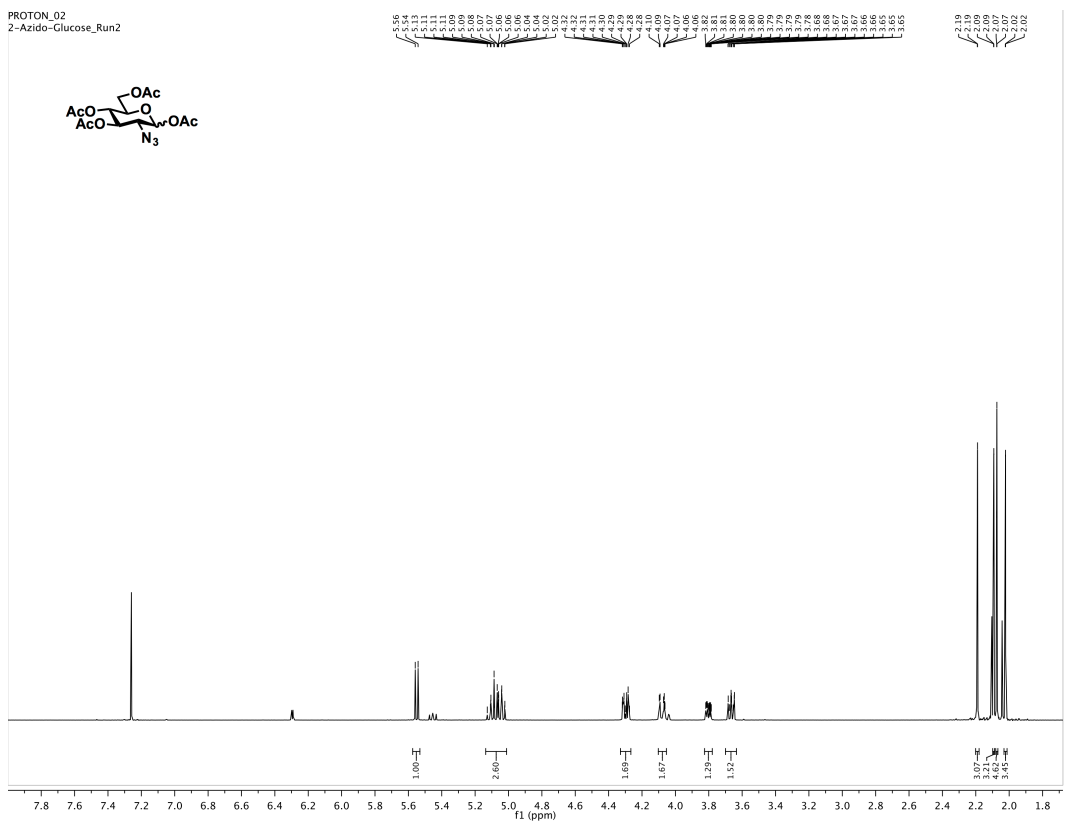
±These authors contributed equally

Table of Contents:

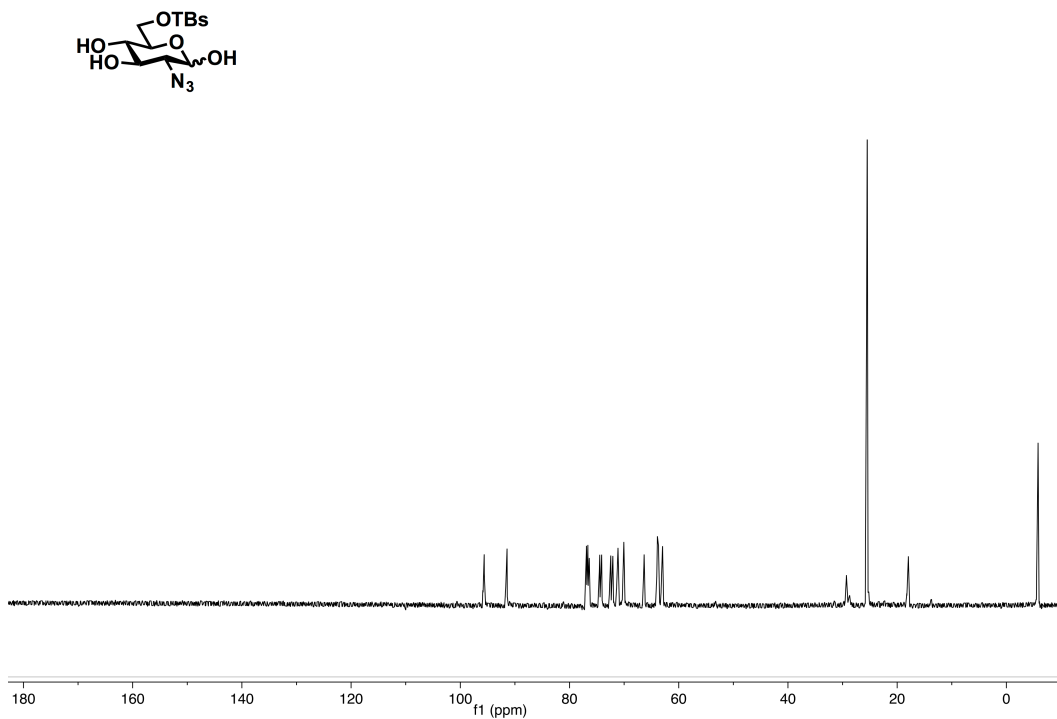
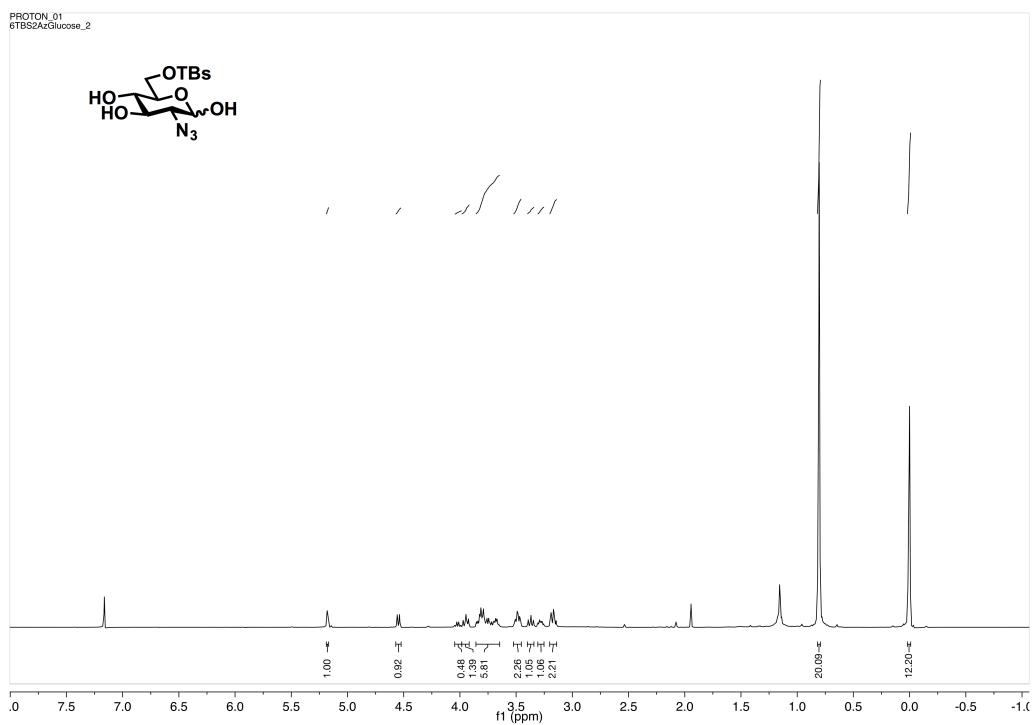
Characterization of Ac₄2AzGlc and Ac₃2AzGlc	Page S2
Supplementary Table 1	Page S7



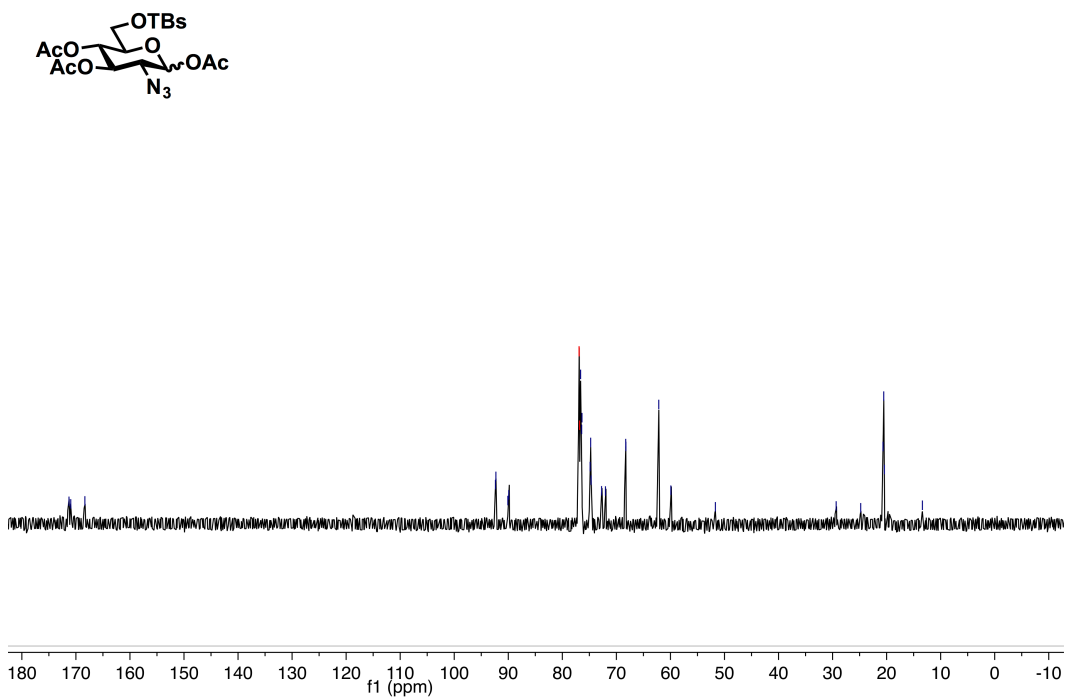
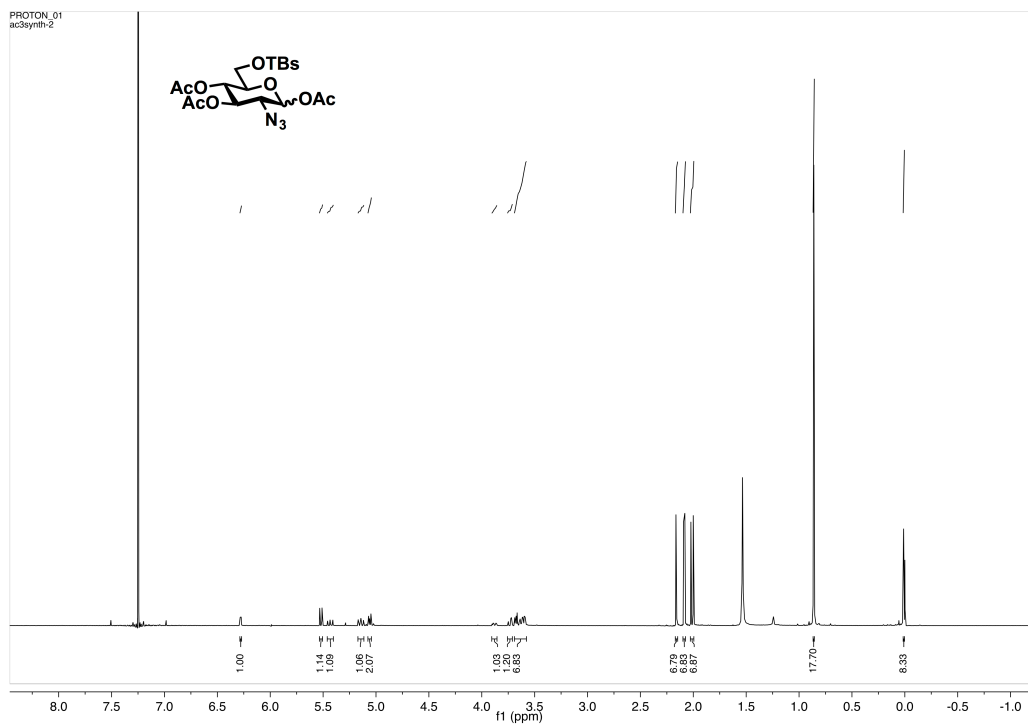
Supplementary Figure 1. 2-Azido-2-Deoxyglucose (1).



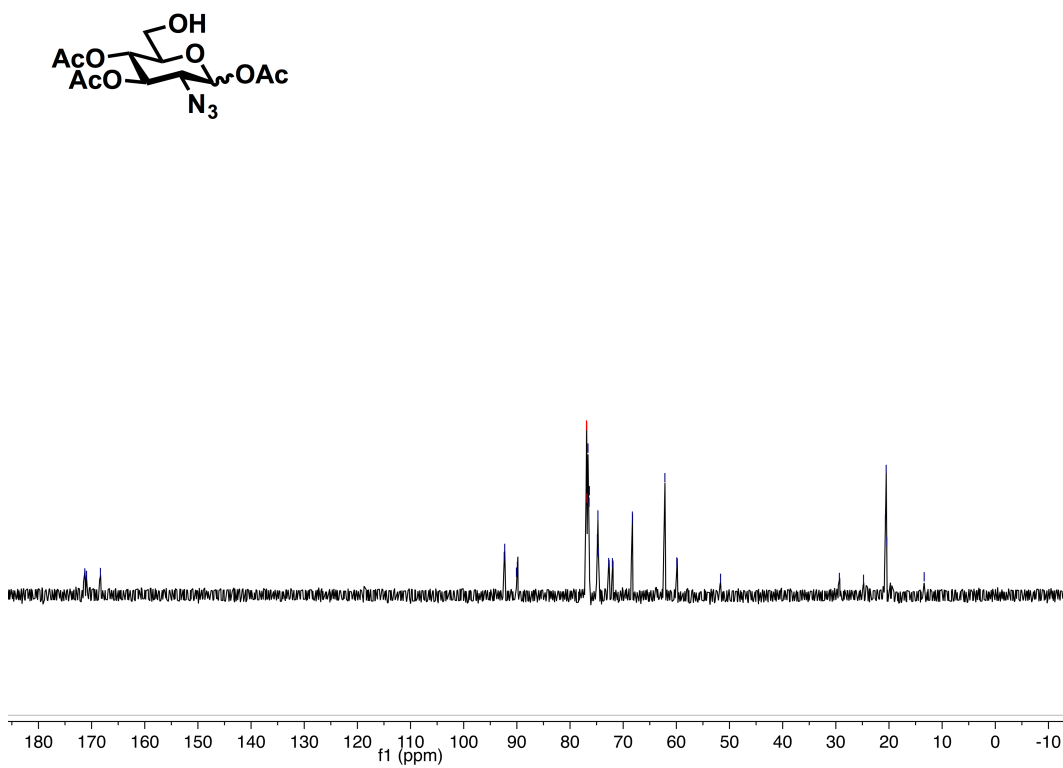
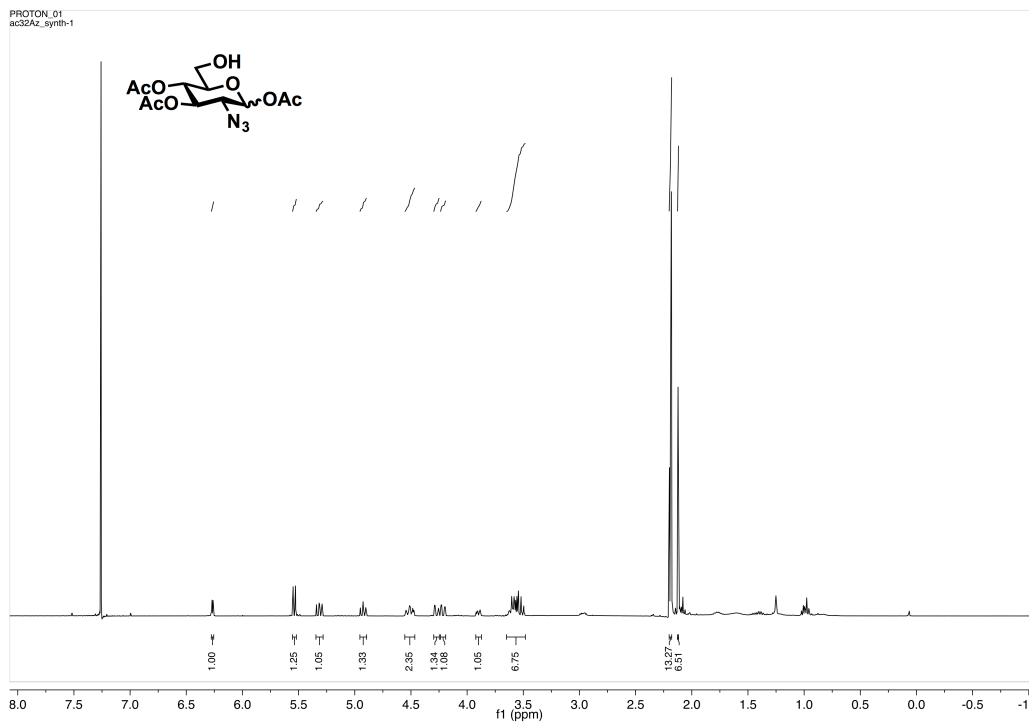
Supplementary Figure 2. 1,3,4,6-Tetra-O-Acetyl-2-Azido-2-Deoxyglucose (Ac₄AzGlc, 2).



Supplementary Figure 3. 1,3,4-Tri-O-Acetyl-6-Tert-Butyldimethylsilyl-2-Azido-2-Deoxyglucose (Ac_3 6TBS2AzGlc, **3**).

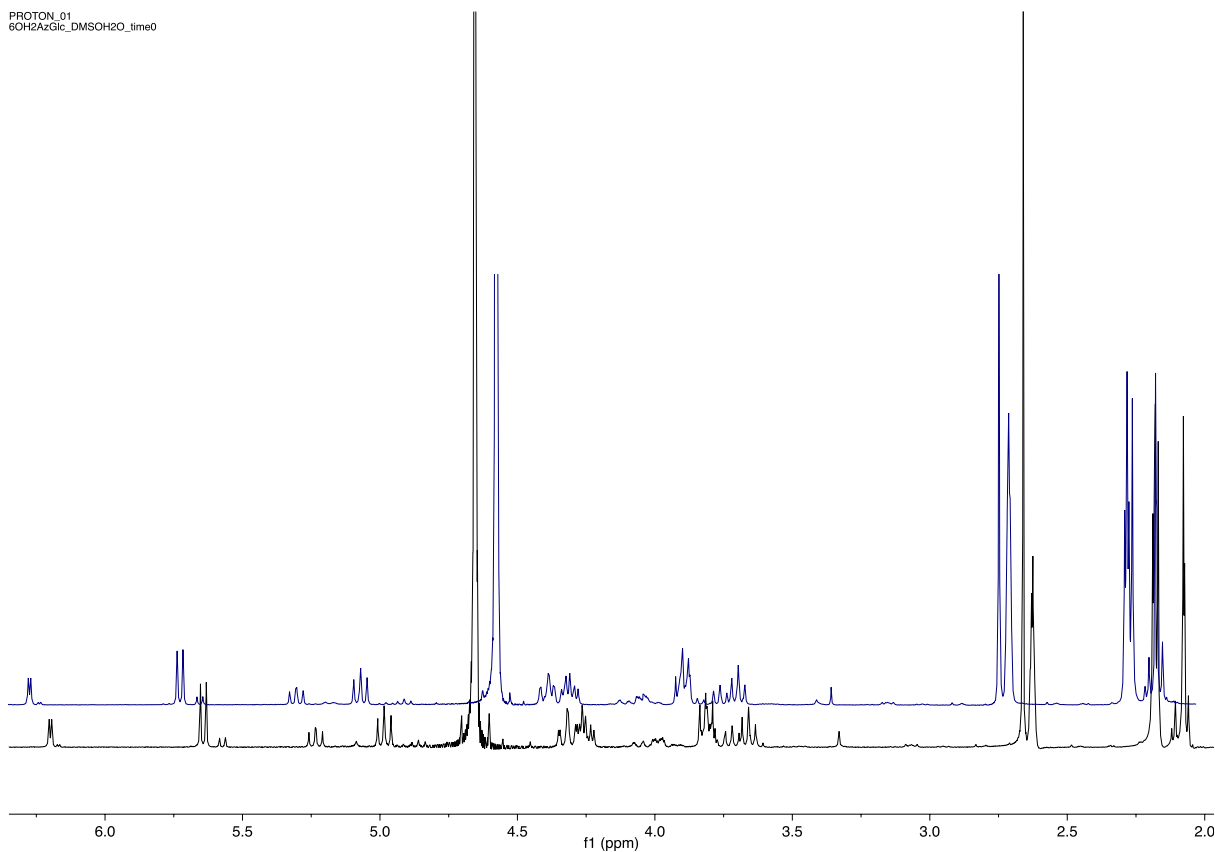


Supplementary Figure 4. 1,3,4-Tri-O-Acetyl-6-Tert-Butyldimethylsilyl-2-Azido-2-Deoxyglucose ($\text{Ac}_3\text{6TBS2AzGlc}$, **4**).



Supplementary Figure 5. 1,3,4-Tri-O-Acetyl-2-Azido-2-Deoxyglucose (Ac₃2AzGlc, **5**).

PROTON_01
6OH2AzGlc_DMSOH2O_time0



Supplementary Figure 6. Aqueous conditions do not cause acetate migration in Ac₃2AzGlc. Ac₃2AzGlc was dissolved in a 5:1 mixture of D₂O and deuterated DMSO. An aliquot of this mixture was removed immediately (black spectra) and after incubation for 16 h (blue spectra). The aliquots were then diluted to a 1:1 mixture of D₂O and deuterated DMSO before analysis by ¹H NMR.

Supplementary Table 1. Proteins identified using 2AzGlc enrichment. NIH 3T3 were treated in triplicate with either Ac₄2AzGlc (200 μM, +) or Ac₄GlcNAc (200 μM, -) for 6 hours. At this time the cell lysates were subjected to CuAAC with alkyne-biotin, followed by enrichment with streptavidin beads and on-bead trypsinolysis. Labeled proteins were selected as those that were represented by at least 1 unique-peptide in each Ac₄2AzGlc treated sample, a total of at least 3 spectral-counts from the same three samples, and at least a total of 3 times more spectral counts in the Ac₄2AzGlc treated samples compared to Ac₄GlcNAc. Blue indicates proteins previously identified in the indicated O-GlcNAc proteomic studies.

No.	Accession	Description	2AzGlcNAc						Enrichment Ratio	T-Test	MW [kDa]	Previously Identified	
			Spectral Counts										
			Experiment 1		Experiment 2		Experiment 3						Sum
-	+	-	+	-	+	-	+	-	+				
1	Q9WTK5	Nuclear factor NF-kappa-B p100 subunit OS=Mus musculus GN=Nfkb2 PE=1 SV=1 - [NFKB2_MOUSE]	0	18	0	18	0	15	0	51	N/A	7.02E-05	96.8 (7)(16)(19)(20)
2	Q99K48	Non-POU domain-containing octamer-binding protein OS=Mus musculus GN=Nono PE=1 SV=3 - [NONO_MOUSE]	0	16	0	19	0	14	0	49	N/A	3.57E-04	54.5 (7)(12)(16)(17)(19)(20)
3	Q8BGD9	Eukaryotic translation initiation factor 4B OS=Mus musculus GN=Eif4b PE=1 SV=1 - [IF4B_MOUSE]	0	12	0	14	0	14	0	40	N/A	3.69E-05	68.8 (19)(20)
4	Q99PG2	Opioid growth factor receptor OS=Mus musculus GN=Ogfr PE=2 SV=1 - [OGFR_MOUSE]	0	11	0	11	0	16	0	38	N/A	1.61E-03	70.6 (7)(20)
5	Q9Z1F9	SUMO-activating enzyme subunit 2 OS=Mus musculus GN=Uba2 PE=2 SV=1 - [SAE2_MOUSE]	0	17	0	6	0	13	0	36	N/A	2.02E-02	70.5 (19)(20)
6	Q60865	Caprin-1 OS=Mus musculus GN=Caprin1 PE=1 SV=2 - [CAPR1_MOUSE]	0	12	0	11	0	10	0	33	N/A	4.47E-05	78.1 (12)(16)(19)(20)
7	Q8CI11	Guanine nucleotide-binding protein-like 3 OS=Mus musculus GN=Gnl3 PE=1 SV=2 - [GNL3_MOUSE]	0	8	0	12	0	11	0	31	N/A	1.01E-03	60.7 (7)(16)(19)(20)
8	P97372	Proteasome activator complex subunit 2 OS=Mus musculus GN=Psm2 PE=2 SV=4 - [PSME2_MOUSE]	0	10	0	11	0	9	0	30	N/A	6.52E-05	27 (7)(10)(18)(19)
9	Q61584-4	Isoform C of Fragile X mental retardation syndrome-related protein 1 OS=Mus musculus GN=Fxr1 - [FXR1_MOUSE]	0	10	0	11	0	8	0	29	N/A	3.94E-04	72.8 (7)(20)
10	B1AU76	Nuclear autoantigenic sperm protein OS=Mus musculus GN=Nasp PE=4 SV=1 - [B1AU76_MOUSE]	0	11	0	9	0	6	0	26	N/A	3.97E-03	48.7 (19)
11	Q62418-3	Isoform 3 of Drebrin-like protein OS=Mus musculus GN=Dbnl - [DBNL_MOUSE]	0	7	0	9	0	10	0	26	N/A	6.01E-04	48.3 (7)(13)(16)(19)(20)
12	Q60710	SAM domain and HD domain-containing protein 1 OS=Mus musculus GN=Samhd1 PE=1 SV=2 - [SAMH1_MOUSE]	0	11	0	6	0	8	0	25	N/A	4.58E-03	72.6 (16)(20)
13	Q64012-2	Isoform 1 of RNA-binding protein Raly OS=Mus musculus GN=Raly - [RALY_MOUSE]	0	7	0	10	0	8	0	25	N/A	7.00E-04	31.2 (20)
14	Q91W50	Cold shock domain-containing protein E1 OS=Mus musculus GN=Csde1 PE=2 SV=1 - [CSDE1_MOUSE]	0	7	0	8	0	10	0	25	N/A	7.00E-04	88.7 (7)(12)(20)
15	Q61191	Host cell factor 1 OS=Mus musculus GN=Hcfc1 PE=1 SV=2 - [HCFC1_MOUSE]	0	9	0	7	0	8	0	24	N/A	1.57E-04	210.3 (1)(2)(7)(12)(13)(14)(17)(18)(19)(20)
16	Q3UZ39	Leucine-rich repeat flightless-interacting protein 1 OS=Mus musculus GN=Lrrf1 PE=1 SV=2 - [LRRF1_MOUSE]	0	9	0	7	0	8	0	24	N/A	1.57E-04	79.2 (16)(19)(20)
17	Q9QX56-3	Isoform E2 of Drebrin OS=Mus musculus GN=Dbn1 - [DREB_MOUSE]	0	9	0	8	0	7	0	24	N/A	1.57E-04	72.4 (16)(20)
18	O88291	DBIRD complex subunit ZNF326 OS=Mus musculus GN=Znf326 PE=1 SV=1 - [ZNF326_MOUSE]	0	10	0	6	0	8	0	24	N/A	2.28E-03	65.2 (16)(20)
19	Q8R5H1-5	Isoform 5 of Ubiquitin carboxyl-terminal hydrolase 15 OS=Mus musculus GN=Usp15 - [UBP15_MOUSE]	0	10	0	9	0	5	0	24	N/A	6.35E-03	109.2 (16)(20)
20	P58871	182 kDa tankyrase-1-binding protein OS=Mus musculus GN=Tnks1bp1 PE=1 SV=2 - [TB182_MOUSE]	0	6	0	9	0	8	0	23	N/A	9.64E-04	181.7 (1)(13)(16)(19)(20)
21	Q9CT10	Ran-binding protein 3 OS=Mus musculus GN=Ranbp3 PE=1 SV=2 - [RANB3_MOUSE]	0	5	0	8	0	10	0	23	N/A	6.18E-03	52.5 (20)
22	Q6PAM1	Alpha-taxilin OS=Mus musculus GN=Txlha PE=2 SV=1 - [TXLNA_MOUSE]	0	7	0	8	0	8	0	23	N/A	2.12E-05	62.3 (7)(16)(19)(20)
23	P42227-2	Isoform Stat3B of Signal transducer and activator of transcription 3 OS=Mus musculus GN=Stat3 - [STAT3_MOUSE]	0	8	0	7	0	7	0	22	N/A	2.53E-05	83.1 (1)(7)(13)(20)
24	P68037	Ubiquitin-conjugating enzyme E2 L3 OS=Mus musculus GN=Ube2l3 PE=2 SV=1 - [UB2L3_MOUSE]	0	7	0	11	0	4	0	22	N/A	2.24E-02	17.9 (19)(20)
25	Q9JLV1	BAG family molecular chaperone regulator 3 OS=Mus musculus GN=Bag3 PE=1 SV=2 - [BAG3_MOUSE]	0	6	0	8	0	8	0	22	N/A	3.88E-04	61.8 (7)(16)(19)(20)
26	O70310	Glycylpeptide N-tetradecanoyltransferase 1 OS=Mus musculus GN=Nmt1 PE=1 SV=1 - [NMT1_MOUSE]	0	8	0	5	0	9	0	22	N/A	3.65E-03	56.9 (7)(20)
27	P49586	Choline-phosphate cytidyltransferase A OS=Mus musculus GN=Pcyt1a PE=1 SV=1 - [PCY1A_MOUSE]	0	9	0	7	0	5	0	21	N/A	3.74E-03	41.6 (16)(20)
28	P48774	Glutathione S-transferase Mu 5 OS=Mus musculus GN=Gstm5 PE=1 SV=1 - [GSTM5_MOUSE]	0	5	0	9	0	7	0	21	N/A	3.74E-03	26.6 (19)
29	O08915	AH receptor-interacting protein OS=Mus musculus GN=Aip PE=1 SV=1 - [AIP_MOUSE]	0	6	0	8	0	6	0	20	N/A	5.62E-04	37.6 (13)(20)
30	Q9CXW3	Calcyclin-binding protein OS=Mus musculus GN=Cacybp PE=1 SV=1 - [CYBP_MOUSE]	0	7	0	6	0	7	0	20	N/A	3.69E-05	26.5 (19)(20)
31	Q8C7R4	Ubiquitin-like modifier-activating enzyme 6 OS=Mus musculus GN=Uba6 PE=1 SV=1 - [UBA6_MOUSE]	0	7	0	4	0	9	0	20	N/A	1.01E-02	117.9 (7)(16)(20)
32	Q8BK64	Activator of 90 kDa heat shock protein ATPase homolog 1 OS=Mus musculus GN=Ahsa1 PE=2 SV=2 - [AHS1_MOUSE]	0	8	0	6	0	6	0	20	N/A	5.62E-04	38.1 (7)(16)(20)
33	P51859	Hepatoma-derived growth factor OS=Mus musculus GN=Hdgf PE=1 SV=2 - [HDGF_MOUSE]	0	6	0	7	0	7	0	20	N/A	3.69E-05	26.3 (7)(19)(20)
34	Q8R1X6	Spartin OS=Mus musculus GN=Spg20 PE=2 SV=1 - [SPG20_MOUSE]	0	3	0	6	0	10	0	19	N/A	3.54E-02	72.6 (1)(13)(20)
35	P52479	Ubiquitin carboxyl-terminal hydrolase 10 OS=Mus musculus GN=Usp10 PE=1 SV=3 - [UBP10_MOUSE]	0	5	0	8	0	6	0	19	N/A	1.99E-03	87 (16)(19)(20)
36	Q9DBC7	cAMP-dependent protein kinase type I-alpha regulatory subunit OS=Mus musculus GN=Prkar1a PE=1 SV=3 - [KAP0_MOUSE]	0	7	0	5	0	7	0	19	N/A	6.85E-04	43.2 (20)
37	Q05CL8	La-related protein 7 OS=Mus musculus GN=Larp7 PE=1 SV=2 - [LARP7_MOUSE]	0	5	0	7	0	7	0	19	N/A	6.85E-04	64.8 (7)(16)(20)
38	Q8K183	Pyridoxal kinase OS=Mus musculus GN=Pdxk PE=1 SV=1 - [PDXK_MOUSE]	0	7	0	6	0	5	0	18	N/A	4.84E-04	35 (10)
39	Q60749	KH domain-containing, RNA-binding, signal transduction-associated protein 1 OS=Mus musculus GN=Khdrbs1 PE=1 SV=2 - [KHDR1_MOUSE]	0	6	0	6	0	6	0	18	N/A	0.00E+00	48.3 (10)(19)(20)
40	Q91VM9	Inorganic pyrophosphatase 2, mitochondrial OS=Mus musculus GN=Ppa2 PE=2 SV=1 - [IPYR2_MOUSE]	0	6	0	6	0	6	0	18	N/A	0.00E+00	38.1 (16)
41	Q99P88	Nuclear pore complex protein Nup155 OS=Mus musculus GN=Nup155 PE=2 SV=1 - [NU155_MOUSE]	0	7	0	4	0	7	0	18	N/A	3.88E-03	155 (16)
42	Q9D4G5	Protein Pop1 OS=Mus musculus GN=Pop1 PE=2 SV=1 - [Q9D4G5_MOUSE]	0	7	0	5	0	6	0	18	N/A	4.84E-04	114 (20)

		2AzGlcNAc												
		Spectral Counts												
		Experimen t 1		Experime nt 2		Experime nt 3		Sum						
Accessio n	Description	-	+	-	+	-	+	-	+	Enrichment Ratio	T-Test	MW [kDa]	Previously Identified	
43	Q91Z38	Tetratricopeptide repeat protein 1 OS=Mus musculus GN=Ttc1 PE=2 SV=1 - [TTC1_MOUSE]	0	7	0	7	0	4	0	18	N/A	3.88E-03	33.2 (7)(16)(20)	
44	Q91X76	5'-nucleotidase domain containing 2 OS=Mus musculus GN=Nt5dc2 PE=2 SV=1 - [Q91X76_MOUSE]	0	3	0	7	0	8	0	18	N/A	1.71E-02	46	
45	P35550	rRNA 2'-O-methyltransferase fibrillar OS=Mus musculus GN=Fbl PE=1 SV=2 - [FBRL_MOUSE]	0	5	0	5	0	7	0	17	N/A	1.05E-03	34.3 (20)	
46	A2A5R8	Double-stranded RNA-binding protein Staufen homolog 1 OS=Mus musculus GN=Stau1 PE=4 SV=1 - [A2A5R8_MOUSE]	0	7	0	5	0	5	0	17	N/A	1.05E-03	53.7 (20)	
47	Q62433	Protein NDRG1 OS=Mus musculus GN=Ndr1 PE=1 SV=1 - [NDRG1_MOUSE]	0	6	0	6	0	5	0	17	N/A	7.02E-05	43 (7)(20)	
48	P35235	Tyrosine-protein phosphatase non-receptor type 11 OS=Mus musculus GN=Ptpn11 PE=1 SV=2 - [PTN11_MOUSE]	0	5	0	5	0	6	0	16	N/A	8.92E-05	68.4 (10)(16)(20)	
49	Q99LD8	N(G),N(G)-dimethylarginine dimethylaminohydrolase 2 OS=Mus musculus GN=Ddah2 PE=1 SV=1 - [DDAH2_MOUSE]	0	7	0	3	0	6	0	16	N/A	1.14E-02	29.6 (13)	
50	B9EIF6	Zinc finger protein 36, C3H type-like 2 OS=Mus musculus GN=Zfp36l2 PE=2 SV=1 - [B9EIF6_MOUSE]	0	4	0	6	0	6	0	16	N/A	1.32E-03	50 (16)	
51	P30416	Peptidyl-prolyl cis-trans isomerase FKBP4 OS=Mus musculus GN=Fkbp4 PE=1 SV=5 - [FKBP4_MOUSE]	0	6	0	5	0	5	0	16	N/A	8.92E-05	51.5 (4)(7)(19)(20)	
52	Q9D5T0	ATPase family AAA domain-containing protein 1 OS=Mus musculus GN=Atad1 PE=1 SV=1 - [ATAD1_MOUSE]	0	5	0	6	0	5	0	16	N/A	8.92E-05	40.7 (7)(16)(20)	
53	Q8C878	NEDD8-activating enzyme E1 catalytic subunit OS=Mus musculus GN=Uba3 PE=1 SV=2 - [UBA3_MOUSE]	0	5	0	4	0	7	0	16	N/A	3.77E-03	51.7	
54	Q9CWEO	Protein FAM54B OS=Mus musculus GN=Fam54b PE=1 SV=1 - [FA54B_MOUSE]	0	6	0	4	0	5	0	15	N/A	9.78E-04	31.7 (20)	
55	Q62426	Cystatin-B OS=Mus musculus GN=Cstb PE=1 SV=1 - [CYTB_MOUSE]	0	6	0	6	0	3	0	15	N/A	7.49E-03	11 (20)	
56	P61759	Prefoldin subunit 3 OS=Mus musculus GN=Vbp1 PE=2 SV=2 - [PFD3_MOUSE]	0	5	0	5	0	5	0	15	N/A	0.00E+00	22.4 (20)	
57	Q9ES74	Serine/threonine-protein kinase Nek7 OS=Mus musculus GN=Nek7 PE=2 SV=1 - [NEK7_MOUSE]	0	4	0	7	0	4	0	15	N/A	7.49E-03	34.5 (7)	
58	Q8C052	Microtubule-associated protein 1S OS=Mus musculus GN=Map1s PE=1 SV=2 - [MAP1S_MOUSE]	0	5	0	5	0	5	0	15	N/A	0.00E+00	102.9 (7)(19)(20)	
59	Q9DOA3	UPF0552 protein C15orf38 homolog OS=Mus musculus PE=2 SV=1 - [CO038_MOUSE]	0	5	0	6	0	4	0	15	N/A	9.78E-04	25.2	
60	D3YWK1	WD repeat domain phosphoinositide-interacting protein 2 OS=Mus musculus GN=Wipi2 PE=4 SV=1 - [D3YWK1_MOUSE]	0	7	0	4	0	4	0	15	N/A	7.49E-03	46.4	
61	Q6P5D8	Structural maintenance of chromosomes flexible hinge domain-containing protein 1 OS=Mus musculus GN=Smchd1 PE=2 SV=2 - [SMHD1_MOUSE]	0	5	0	3	0	6	0	14	N/A	6.12E-03	225.5 (16)(20)	
62	Q03963	Interferon-induced, double-stranded RNA-activated protein kinase OS=Mus musculus GN=EIF2ak2 PE=1 SV=2 - [E2AK2_MOUSE]	0	6	0	4	0	4	0	14	N/A	2.19E-03	58.2 (16)(20)	
63	Q92511	ATPase family AAA domain-containing protein 3 OS=Mus musculus GN=Atad3 PE=1 SV=1 - [ATAD3_MOUSE]	0	4	0	7	0	3	0	14	N/A	1.78E-02	66.7 (19)	
64	E9Q066	La-related protein 4 OS=Mus musculus GN=Larp4 PE=4 SV=1 - [E9Q066_MOUSE]	0	7	0	4	0	3	0	14	N/A	1.78E-02	79.6 (20)	
65	Q8K3A9	75K snRNA methylphosphate capping enzyme OS=Mus musculus GN=Mepce PE=1 SV=2 - [MEPCE_MOUSE]	0	6	0	3	0	5	0	14	N/A	6.12E-03	72 (20)	
66	Q9WVG6-2	Isoform 2 of Histone-arginine methyltransferase CARM1 OS=Mus musculus GN=Carm1 - [CARM1_MOUSE]	0	2	0	6	0	6	0	14	N/A	2.49E-02	63.4 (4)(7)(12)(16)(20)	
67	Q8BGW1	Alpha-ketoglutarate-dependent dioxygenase FTO OS=Mus musculus GN=Fto PE=1 SV=1 - [FTO_MOUSE]	0	5	0	4	0	5	0	14	N/A	1.51E-04	58 (7)	
68	P42669	Transcriptional activator protein Pur-alpha OS=Mus musculus GN=Pura PE=1 SV=1 - [PURA_MOUSE]	0	8	0	3	0	3	0	14	N/A	4.88E-02	34.9 (7)(13)(20)	
69	Q99JF8	PC4 and SFRS1-interacting protein OS=Mus musculus GN=Psp1 PE=1 SV=1 - [PSIP1_MOUSE]	0	5	0	2	0	7	0	14	N/A	3.25E-02	59.7 (7)(16)(20)	
70	D3YYP4	COUP transcription factor 2 OS=Mus musculus GN=Nr2f2 PE=4 SV=1 - [D3YYP4_MOUSE]	0	5	0	3	0	6	0	14	N/A	6.12E-03	31.5	
71	Q91V64	Isochorismatase domain-containing protein 1 OS=Mus musculus GN=Isoc1 PE=2 SV=1 - [ISOC1_MOUSE]	0	7	0	3	0	4	0	14	N/A	1.78E-02	32	
72	Q9WTP6-2	Isoform 2 of Adenylate kinase 2, mitochondrial OS=Mus musculus GN=Ak2 - [KAD2_MOUSE]	0	6	0	3	0	4	0	13	N/A	7.97E-03	25.6 (10)(16)(19)	
73	Q08582	GTP-binding protein 1 OS=Mus musculus GN=Gtpbp1 PE=1 SV=2 - [GTPB1_MOUSE]	0	3	0	5	0	5	0	13	N/A	2.89E-03	72.3 (16)	
74	Q9CR86	Calcium-regulated heat stable protein 1 OS=Mus musculus GN=Carhsp1 PE=1 SV=1 - [CHSP1_MOUSE]	0	6	0	4	0	3	0	13	N/A	7.97E-03	16.1 (16)(20)	
75	Q9R0P5	Dextrin OS=Mus musculus GN=Dstn PE=1 SV=3 - [DEST_MOUSE]	0	5	0	3	0	5	0	13	N/A	2.89E-03	18.5 (19)(20)	
76	P45377	Aldose reductase-related protein 2 OS=Mus musculus GN=Akr1b8 PE=1 SV=2 - [ALD2_MOUSE]	0	4	0	4	0	5	0	13	N/A	2.02E-04	36.1 (19)(20)	
77	Q921Q7	Ras and Rab interactor 1 OS=Mus musculus GN=Rin1 PE=1 SV=1 - [RIN1_MOUSE]	0	4	0	6	0	3	0	13	N/A	7.97E-03	83 (20)	
78	G3UZ44	Paired mesoderm homeobox protein 1 OS=Mus musculus GN=Prrx1 PE=3 SV=1 - [G3UZ44_MOUSE]	0	6	0	3	0	4	0	13	N/A	7.97E-03	22.5 (20)	
79	Q91V12-2	Isoform A of Cytosolic acyl coenzyme A thioester hydrolase OS=Mus musculus GN=Aco7 - [BACH_MOUSE]	0	4	0	4	0	5	0	13	N/A	2.02E-04	37.5 (4)(13)	
80	Q9JIH2	Nuclear pore complex protein Nup50 OS=Mus musculus GN=Nup50 PE=1 SV=3 - [NUP50_MOUSE]	0	5	0	3	0	5	0	13	N/A	2.89E-03	49.5 (7)(16)(20)	
81	Q99K70	Ras-related GTP-binding protein C OS=Mus musculus GN=Rragc PE=2 SV=1 - [RRAGC_MOUSE]	0	2	0	5	0	6	0	13	N/A	2.26E-02	44.1 (7)(20)	
82	B0QZF8	Ubiquitin carboxyl-terminal hydrolase 36 (Fragment) OS=Mus musculus GN=Usp36 PE=4 SV=1 - [B0QZF8_MOUSE]	0	5	0	4	0	4	0	13	N/A	2.02E-04	96.5	
83	D3YWS3	Profilin OS=Mus musculus GN=Pfn2 PE=3 SV=1 - [D3YWS3_MOUSE]	0	5	0	4	0	4	0	13	N/A	2.02E-04	11.8	
84	Q61239	Protein farnesyltransferase/geranylgeranyltransferase type-1 subunit alpha OS=Mus musculus GN=Fnta PE=1 SV=1 - [FNNT_MOUSE]	0	5	0	5	0	3	0	13	N/A	2.89E-03	44	
85	Q9JLV5	Cullin-3 OS=Mus musculus GN=Cul3 PE=1 SV=1 - [CUL3_MOUSE]	0	6	0	3	0	4	0	13	N/A	7.97E-03	88.9	
86	O55091	Protein IMPACT OS=Mus musculus GN=Impact PE=1 SV=2 - [IMPCT_MOUSE]	0	4	0	4	0	4	0	12	N/A	0.00E+00	36.3 (19)(20)	
87	Q6NZD2	Sorting nexin 1 OS=Mus musculus GN=Snx1 PE=2 SV=1 - [Q6NZD2_MOUSE]	0	4	0	4	0	4	0	12	N/A	0.00E+00	58.8 (20)	
88	Q8K1M6-3	Isoform 3 of Dynamin-1-like protein OS=Mus musculus GN=Dnm1l - [DNM1L_MOUSE]	0	6	0	3	0	3	0	12	N/A	1.61E-02	78 (4)(20)	
89	Q3U308	Cytoplasmic tRNA 2-thiolation protein 2 OS=Mus musculus GN=Ctu2 PE=2 SV=1 - [CTU2_MOUSE]	0	4	0	4	0	4	0	12	N/A	0.00E+00	56.1 (7)(16)	
90	Q3UHD6-2	Isoform 2 of Sorting nexin-27 OS=Mus musculus GN=Snx27 - [SNX27_MOUSE]	0	5	0	3	0	4	0	12	N/A	2.28E-03	59.5 (7)(16)	
91	Q8K298	Actin-binding protein anillin OS=Mus musculus GN=Anln PE=1 SV=2 - [ANLN_MOUSE]	0	5	0	2	0	5	0	12	N/A	1.61E-02	122.7 (7)(19)(20)	

		2AzGlcNAc													
		Spectral Counts													
		Experiment 1		Experiment 2		Experiment 3		Sum							
Accession No.	Description	-	+	-	+	-	+	-	+	Enrichment Ratio	T-Test	MW [kDa]	Previously Identified		
92	Q3U0V2 Tumor necrosis factor receptor type 1-associated DEATH domain protein OS=Mus musculus GN=Tradd PE=1 SV=1 - [TRADD_MOUSE]	0	4	0	4	0	4	0	12	N/A	0.00E+00	34.6			
93	Q9JK92 Heat shock protein beta-8 OS=Mus musculus GN=Hspb8 PE=1 SV=1 - [HSPB8_MOUSE]	0	5	0	3	0	3	0	11	N/A	5.33E-03	21.5	(10)		
94	Q99LP6 GrpE protein homolog 1, mitochondrial OS=Mus musculus GN=Grpel1 PE=1 SV=1 - [GRPE1_MOUSE]	0	2	0	4	0	5	0	11	N/A	1.42E-02	24.3	(16)		
95	Q9D281 Protein Noxp20 OS=Mus musculus GN=Fam114a1 PE=2 SV=1 - [NXP20_MOUSE]	0	2	0	4	0	5	0	11	N/A	1.42E-02	61	(16)(19)		
96	O09172 Glutamate-cysteine ligase regulatory subunit OS=Mus musculus GN=Gclm PE=2 SV=1 - [GSH0_MOUSE]	0	2	0	6	0	3	0	11	N/A	3.80E-02	30.5	(16)(19)(20)		
97	Q8R2M2 Deoxynucleotidyltransferase terminal-interacting protein 2 OS=Mus musculus GN=Dnttip2 PE=1 SV=1 - [TDIF2_MOUSE]	0	5	0	2	0	4	0	11	N/A	1.42E-02	84.2	(16)(20)		
98	Q9QYA2 Mitochondrial import receptor subunit TOM40 homolog OS=Mus musculus GN=Tomm40 PE=1 SV=3 - [TOM40_MOUSE]	0	2	0	5	0	4	0	11	N/A	1.42E-02	37.9	(16)(20)		
99	A5A4Y9 Protein phosphatase 1 regulatory subunit 11 OS=Mus musculus GN=Ppp1r11 PE=2 SV=1 - [A5A4Y9_MOUSE]	0	4	0	4	0	3	0	11	N/A	3.88E-04	14.5	(19)		
100	Q99K51 Plastin-3 OS=Mus musculus GN=Pls3 PE=1 SV=3 - [PLST_MOUSE]	0	5	0	4	0	2	0	11	N/A	1.42E-02	70.7	(20)		
101	Q6ZQK5-2 Isoform 2 of Arf-GAP with coiled-coil, ANK repeat and PH domain-containing protein 2 OS=Mus musculus GN=Acap2 - [ACAP2_MOUSE]	0	6	0	3	0	2	0	11	N/A	3.80E-02	85.1	(20)		
102	Q61553 Fascin OS=Mus musculus GN=Fscn1 PE=1 SV=4 - [FSCN1_MOUSE]	0	3	0	5	0	3	0	11	N/A	5.33E-03	54.5	(4)(7)(10)		
103	Q9Z1Y4 Thyroid receptor-interacting protein 6 OS=Mus musculus GN=Trip6 PE=1 SV=1 - [TRIP6_MOUSE]	0	2	0	6	0	3	0	11	N/A	3.80E-02	50.9	(7)(16)		
104	Q9DBR0 A-kinase anchor protein 8 OS=Mus musculus GN=Akap8 PE=1 SV=1 - [AKAP8_MOUSE]	0	4	0	3	0	4	0	11	N/A	3.88E-04	76.2	(7)(20)		
105	A2RSY6-2 Isoform 2 of TRMT1-like protein OS=Mus musculus GN=Trmt1l - [TRM1L_MOUSE]	0	3	0	4	0	4	0	11	N/A	3.88E-04	74.5			
106	Q9D287 Pre-mRNA-splicing factor SPF27 OS=Mus musculus GN=Bcas2 PE=2 SV=1 - [SPF27_MOUSE]	0	4	0	3	0	4	0	11	N/A	3.88E-04	26.1			
107	Q8VCW8 Acyl-CoA synthetase family member 2, mitochondrial OS=Mus musculus GN=Acsf2 PE=2 SV=1 - [ACSF2_MOUSE]	0	3	0	3	0	5	0	11	N/A	5.33E-03	67.9			
108	A2AJ72 Far upstream element (FUSE) binding protein 3 OS=Mus musculus GN=Fubp3 PE=4 SV=1 - [A2AJ72_MOUSE]	0	5	0	3	0	3	0	11	N/A	5.33E-03	61.4			
109	Q77QH0-3 Isoform 3 of Ataxin-2-like protein OS=Mus musculus GN=Atxn2l - [ATX2L_MOUSE]	0	4	0	3	0	3	0	10	N/A	5.62E-04	109.9	(1)(12)(13)(16)(20)		
110	O88844 Isocitrate dehydrogenase [NADP] cytoplasmic OS=Mus musculus GN=Idh1 PE=1 SV=2 - [IDHC_MOUSE]	0	3	0	2	0	5	0	10	N/A	1.94E-02	46.6	(10)(19)		
111	Q80VD1 Protein FAM98B OS=Mus musculus GN=Fam98b PE=2 SV=1 - [FA98B_MOUSE]	0	4	0	3	0	3	0	10	N/A	5.62E-04	45.3	(12)(19)		
112	Q3UMF0-4 Isoform 4 of Cordon-bleu protein-like 1 OS=Mus musculus GN=Cobl1l - [COBL1_MOUSE]	0	3	0	3	0	4	0	10	N/A	5.62E-04	129.5	(20)		
113	B7ZP47 Wapal protein OS=Mus musculus GN=Wapal PE=2 SV=1 - [B7ZP47_MOUSE]	0	2	0	4	0	4	0	10	N/A	7.49E-03	133.3	(20)		
114	F8WGW3 S1 RNA-binding domain-containing protein 1 OS=Mus musculus GN=Srbd1 PE=4 SV=1 - [F8WGW3_MOUSE]	0	3	0	4	0	3	0	10	N/A	5.62E-04	110.1	(20)		
115	E9Q4Q2 Splicing factor 1 OS=Mus musculus GN=Sf1 PE=4 SV=1 - [E9Q4Q2_MOUSE]	0	3	0	4	0	3	0	10	N/A	5.62E-04	59.7	(20)		
116	Q8R409 Protein HEXIM1 OS=Mus musculus GN=Hexim1 PE=1 SV=1 - [HEX1_MOUSE]	0	3	0	3	0	4	0	10	N/A	5.62E-04	40.2	(20)		
117	P31938 Dual specificity mitogen-activated protein kinase kinase 1 OS=Mus musculus GN=Map2k1 PE=1 SV=2 - [MP2K1_MOUSE]	0	4	0	4	0	2	0	10	N/A	7.49E-03	43.4	(20)		
118	P54731 FAS-associated factor 1 OS=Mus musculus GN=Faf1 PE=1 SV=2 - [FAF1_MOUSE]	0	4	0	3	0	3	0	10	N/A	5.62E-04	73.8	(7)		
119	A2BE28-2 Isoform 2 of Ribosomal biogenesis protein LAS1L OS=Mus musculus GN=Las1l - [LAS1L_MOUSE]	0	5	0	2	0	3	0	10	N/A	1.94E-02	87.5	(7)(16)(20)		
120	A2AJ11 Microtubule-associated protein 7 domain containing 1 OS=Mus musculus GN=Mtap7d1 PE=4 SV=1 - [A2AJ11_MOUSE]	0	2	0	4	0	4	0	10	N/A	7.49E-03	85.7			
121	D3YUC0 DNA ligase (Fragment) OS=Mus musculus GN=Lig1 PE=3 SV=1 - [D3YUC0_MOUSE]	0	3	0	5	0	2	0	10	N/A	1.94E-02	76.3			
122	P97363 Serine palmitoyltransferase 2 OS=Mus musculus GN=Sptlc2 PE=2 SV=2 - [SPTC2_MOUSE]	0	5	0	3	0	2	0	10	N/A	1.94E-02	62.9			
123	P34022 Ran-specific GTPase-activating protein OS=Mus musculus GN=Ranbp1 PE=1 SV=2 - [RANG_MOUSE]	0	2	0	2	0	5	0	9	N/A	3.99E-02	23.6	(12)(16)(19)(20)		
124	Q64737 Trifunctional purine biosynthetic protein adenosine-3 OS=Mus musculus GN=Gart PE=2 SV=3 - [PUR2_MOUSE]	0	3	0	3	0	3	0	9	N/A	0.00E+00	107.4	(16)(19)(20)		
125	Q8C156 Condensin complex subunit 2 OS=Mus musculus GN=Ncaph PE=2 SV=1 - [CND2_MOUSE]	0	2	0	5	0	2	0	9	N/A	3.99E-02	82.3	(16)(20)		
126	Q3UY34 Uncharacterized protein C12orf43 homolog OS=Mus musculus GN=C12orf43 PE=2 SV=1 - [CL043_MOUSE]	0	2	0	3	0	4	0	9	N/A	6.53E-03	27.6	(16)(20)		
127	Q0VGB7 Serine/threonine-protein phosphatase 4 regulatory subunit 2 OS=Mus musculus GN=Ppp4r2 PE=1 SV=1 - [PP4R2_MOUSE]	0	2	0	2	0	5	0	9	N/A	3.99E-02	46.4	(16)(20)		
128	Q3TFP0 FUS interacting protein (Serine-arginine rich) 1 OS=Mus musculus GN=Srsf10 PE=2 SV=1 - [Q3TFP0_MOUSE]	0	4	0	3	0	2	0	9	N/A	6.53E-03	22.1	(20)		
129	Q9DCH4 Eukaryotic translation initiation factor 3 subunit F OS=Mus musculus GN=EIF3f PE=1 SV=2 - [EIF3F_MOUSE]	0	3	0	3	0	3	0	9	N/A	0.00E+00	38	(7)		
130	Q8BGE6 Cysteine protease ATG4B OS=Mus musculus GN=Atg4b PE=1 SV=2 - [ATG4B_MOUSE]	0	4	0	2	0	3	0	9	N/A	6.53E-03	44.3	(7)		
131	Q3UJB9-2 Isoform 2 of Enhancer of mRNA-decapping protein 4 OS=Mus musculus GN=Edc4 - [EDC4_MOUSE]	0	4	0	2	0	3	0	9	N/A	6.53E-03	150.6	(7)(16)		
132	Q6PGH2 Hematological and neurological expressed 1-like protein OS=Mus musculus GN=Hn1l PE=2 SV=1 - [HN1L_MOUSE]	0	3	0	3	0	3	0	9	N/A	0.00E+00	20	(7)(16)(19)(20)		
133	Q3UND0 Src kinase-associated phosphoprotein 2 OS=Mus musculus GN=Skap2 PE=1 SV=2 - [SKAP2_MOUSE]	0	3	0	3	0	3	0	9	N/A	0.00E+00	40.7			
134	Q99KC8 von Willebrand factor A domain-containing protein 5A OS=Mus musculus GN=Vwa5a PE=1 SV=2 - [VMA5A_MOUSE]	0	3	0	2	0	4	0	9	N/A	6.53E-03	87.1			
135	B1AVZ0 Uracil phosphoribosyltransferase homolog OS=Mus musculus GN=Uprt PE=2 SV=1 - [UPP_MOUSE]	0	2	0	4	0	3	0	9	N/A	6.53E-03	34.3			
136	Q8CDJ8 Stonin-1 OS=Mus musculus GN=Ston1 PE=2 SV=2 - [STON1_MOUSE]	0	2	0	4	0	3	0	9	N/A	6.53E-03	81.7			
137	Q99LR1 Monoacylglycerol lipase ABHD12 OS=Mus musculus GN=Abhd12 PE=1 SV=2 - [ABD12_MOUSE]	0	3	0	4	0	2	0	9	N/A	6.53E-03	45.2			
138	Q61846 Maternal embryonic leucine zipper kinase OS=Mus musculus GN=Melk PE=1 SV=2 - [MELK_MOUSE]	0	4	0	3	0	2	0	9	N/A	6.53E-03	72.7			
139	Q7TSJ2-3 Isoform 3 of Microtubule-associated protein 6 OS=Mus musculus GN=Map6 - [MAP6_MOUSE]	0	2	0	2	0	4	0	8	N/A	1.61E-02	32.8	(1)(4)(13)(20)		
140	G3X972 Protein Sec24c OS=Mus musculus GN=Sec24c PE=4 SV=1 - [G3X972_MOUSE]	0	3	0	1	0	4	0	8	N/A	3.90E-02	118.5	(2)(20)		
141	Q8K354 Carbonyl reductase [NADPH] 3 OS=Mus musculus GN=Cbr3 PE=2 SV=1 - [CBR3_MOUSE]	0	3	0	2	0	3	0	8	N/A	1.32E-03	30.9	(20)		

		2AzGlcNAc											
		Spectral Counts											
		Experiment 1		Experiment 2		Experiment 3		Sum					
Accession No.	Description	-	+	-	+	-	+	-	+	Enrichment Ratio	T-Test	MW [kDa]	Previously Identified
142	E9Q7W0 Recombining-binding protein suppressor of hairless OS=Mus musculus GN=Rbpj PE=4 SV=1 - [E9Q7W0_MOUSE]	0	2	0	2	0	4	0	8	N/A	1.61E-02	54.3 (20)	
143	Q61686 Chromobox protein homolog 5 OS=Mus musculus GN=Cbx5 PE=1 SV=1 - [CBX5_MOUSE]	0	2	0	3	0	3	0	8	N/A	1.32E-03	22.2 (7)(16)(19)	
144	O08997 Copper transport protein ATOX1 OS=Mus musculus GN=Atox1 PE=2 SV=1 - [ATOX1_MOUSE]	0	2	0	2	0	4	0	8	N/A	1.61E-02	7.3 (7)(16)(20)	
145	Q9CQ13 Coordinator of PRMT5 and differentiation stimulator OS=Mus musculus GN=Coprs PE=1 SV=1 - [COPRS_MOUSE]	0	3	0	2	0	3	0	8	N/A	1.32E-03	18.7	
146	A2AUR3 Phosphotriesterase related (Fragment) OS=Mus musculus GN=Pter PE=4 SV=1 - [A2AUR3_MOUSE]	0	3	0	3	0	2	0	8	N/A	1.32E-03	19.9	
147	P53702 Cytochrome c-type heme lyase OS=Mus musculus GN=Hccs PE=2 SV=2 - [CCHL_MOUSE]	0	3	0	3	0	2	0	8	N/A	1.32E-03	31	
148	Q9CXT8 Mitochondrial-processing peptidase subunit beta OS=Mus musculus GN=Pmpcb PE=2 SV=1 - [MPPB_MOUSE]	0	3	0	3	0	2	0	8	N/A	1.32E-03	54.6	
149	Q922Q1 MOSC domain-containing protein 2, mitochondrial OS=Mus musculus GN=Marc2 PE=1 SV=1 - [MOSC2_MOUSE]	0	2	0	2	0	4	0	8	N/A	1.61E-02	38.2	
150	Q5SUW3 Growth factor receptor bound protein 10 OS=Mus musculus GN=Grb10 PE=2 SV=1 - [Q5SUW3_MOUSE]	0	2	0	4	0	2	0	8	N/A	1.61E-02	62.2	
151	Q45VK5 Interleukin enhancer-binding factor 3 OS=Mus musculus GN=Ilf3 PE=2 SV=1 - [Q45VK5_MOUSE]	0	4	0	2	0	2	0	8	N/A	1.61E-02	76.3	
152	Q9DBG5 Perilipin-3 OS=Mus musculus GN=Plin3 PE=1 SV=1 - [PLIN3_MOUSE]	0	3	0	3	0	1	0	7	N/A	2.49E-02	47.2 (1)(7)(13)(16)(20)	
153	Q91WE2 Protein FAM192A OS=Mus musculus GN=Fam192a PE=2 SV=1 - [F192A_MOUSE]	0	2	0	3	0	2	0	7	N/A	2.19E-03	28.7 (16)	
154	Q61187 Tumor susceptibility gene 101 protein OS=Mus musculus GN=Tsg101 PE=1 SV=2 - [TS101_MOUSE]	0	3	0	2	0	2	0	7	N/A	2.19E-03	44.1 (16)	
155	Q9QWF0 Chromatin assembly factor 1 subunit A OS=Mus musculus GN=Chaf1a PE=1 SV=1 - [CAF1A_MOUSE]	0	3	0	2	0	2	0	7	N/A	2.19E-03	101.9 (16)(20)	
156	Q8BPB5 EGF-containing fibulin-like extracellular matrix protein 1 OS=Mus musculus GN=Efemp1 PE=2 SV=1 - [FBLN3_MOUSE]	0	2	0	3	0	2	0	7	N/A	2.19E-03	54.9 (20)	
157	P54729 NEDD8 ultimate buster 1 OS=Mus musculus GN=Nub1 PE=1 SV=2 - [NUB1_MOUSE]	0	2	0	3	0	2	0	7	N/A	2.19E-03	70.3 (20)	
158	E9PX53 Serine/threonine-protein phosphatase 4 regulatory subunit 1 OS=Mus musculus GN=Ppp4r1 PE=4 SV=1 - [E9PX53_MOUSE]	0	2	0	2	0	3	0	7	N/A	2.19E-03	104.4 (20)	
159	O88447 Kinesin light chain 1 OS=Mus musculus GN=Klc1 PE=1 SV=3 - [KLC1_MOUSE]	0	2	0	2	0	3	0	7	N/A	2.19E-03	61.4 (7)	
160	A2AF81 AHA1, activator of heat shock protein ATPase homolog 2 (Yeast) (Fragment) OS=Mus musculus GN=Ahsa2 PE=4 SV=1 - [A2AF81_MOUSE]	0	2	0	2	0	3	0	7	N/A	2.19E-03	22.4	
161	B8JJC1 Tyrosyl-DNA phosphodiesterase 1 OS=Mus musculus GN=Tdp1 PE=4 SV=1 - [B8JJC1_MOUSE]	0	2	0	2	0	3	0	7	N/A	2.19E-03	68.5	
162	Q9JM13 Rab5 GDP/GTP exchange factor OS=Mus musculus GN=Rabgef1 PE=1 SV=1 - [RABX5_MOUSE]	0	2	0	2	0	3	0	7	N/A	2.19E-03	56.8	
163	O54910 NF-kappa-B inhibitor epsilon OS=Mus musculus GN=Nfkbie PE=2 SV=2 - [IKBE_MOUSE]	0	2	0	3	0	2	0	7	N/A	2.19E-03	39.2	
164	P61211 ADP-ribosylation factor-like protein 1 OS=Mus musculus GN=Ar11 PE=2 SV=1 - [ARL1_MOUSE]	0	3	0	2	0	2	0	7	N/A	2.19E-03	20.4	
165	Q8CIH9 Amidophosphoribosyltransferase OS=Mus musculus GN=Ppat PE=2 SV=1 - [Q8CIH9_MOUSE]	0	3	0	2	0	2	0	7	N/A	2.19E-03	57.4	
166	Q8K0C7 Oxysterol-binding protein OS=Mus musculus GN=Osbp2 PE=2 SV=1 - [Q8K0C7_MOUSE]	0	3	0	2	0	2	0	7	N/A	2.19E-03	52.1	
167	A6PWC3 Nardilysin OS=Mus musculus GN=Nrd1 PE=3 SV=1 - [A6PWC3_MOUSE]	0	3	0	1	0	3	0	7	N/A	2.49E-02	127.7	
168	P06537-3 Isoform 1-B of Glucocorticoid receptor OS=Mus musculus GN=Nr3c1 - [GCR_MOUSE]	0	3	0	1	0	2	0	6	N/A	2.57E-02	83.2 (1)	
169	Q8VHR5 Transcriptional repressor p66-beta OS=Mus musculus GN=Gatad2b PE=1 SV=1 - [P66B_MOUSE]	0	2	0	3	0	1	0	6	N/A	2.57E-02	65.4 (1)(13)(16)(20)	
170	Q61818-2 Isoform 2 of Retinoic acid-induced protein 1 OS=Mus musculus GN=Rai1 - [RAI1_MOUSE]	0	3	0	1	0	2	0	6	N/A	2.57E-02	196 (1)(7)(16)	
171	O54988-2 Isoform 2 of STE20-like serine/threonine-protein kinase OS=Mus musculus GN=Silk - [SLK_MOUSE]	0	2	0	1	0	3	0	6	N/A	2.57E-02	137.6 (10)(13)(19)(20)	
172	Q7TT37 Elongator complex protein 1 OS=Mus musculus GN=Ikbkap PE=2 SV=2 - [ELP1_MOUSE]	0	2	0	3	0	1	0	6	N/A	2.57E-02	149.5 (13)	
173	O9QYI3 DnaJ homolog subfamily C member 7 OS=Mus musculus GN=Dnajc7 PE=1 SV=2 - [DNJC7_MOUSE]	0	2	0	3	0	1	0	6	N/A	2.57E-02	56.4 (16)	
174	Q9CYA6 Zinc finger CCHC domain-containing protein 8 OS=Mus musculus GN=Zcchc8 PE=2 SV=3 - [ZCHC8_MOUSE]	0	2	0	3	0	1	0	6	N/A	2.57E-02	78 (16)(20)	
175	Q9CXF4 TBC1 domain family member 15 OS=Mus musculus GN=Tbc1d15 PE=1 SV=1 - [TBC15_MOUSE]	0	2	0	2	0	2	0	6	N/A	0.00E+00	76.5 (16)(20)	
176	P63028 Translationally-controlled tumor protein OS=Mus musculus GN=Tpt1 PE=1 SV=1 - [TCTP_MOUSE]	0	2	0	2	0	2	0	6	N/A	0.00E+00	19.4 (19)	
177	Q8K1C9 Leucine-rich repeat-containing protein 41 OS=Mus musculus GN=Lrrc41 PE=1 SV=3 - [LRC41_MOUSE]	0	3	0	2	0	1	0	6	N/A	2.57E-02	88.1 (19)	
178	Q8C0V0 Serine/threonine-protein kinase tousled-like 1 OS=Mus musculus GN=Titk1 PE=2 SV=2 - [TLK1_MOUSE]	0	2	0	2	0	2	0	6	N/A	0.00E+00	86.6 (20)	
179	Q6P2B1-3 Isoform 3 of Transportin-3 OS=Mus musculus GN=Tnpo3 - [TNPO3_MOUSE]	0	1	0	3	0	2	0	6	N/A	2.57E-02	29.9 (7)	
180	Q05816 Fatty acid-binding protein, epidermal OS=Mus musculus GN=Fabp5 PE=1 SV=3 - [FABP5_MOUSE]	0	2	0	2	0	2	0	6	N/A	0.00E+00	15.1 (7)(16)	
181	Q9R060 Cytosolic Fe-S cluster assembly factor NUBP1 OS=Mus musculus GN=Nubp1 PE=1 SV=1 - [NUBP1_MOUSE]	0	2	0	3	0	1	0	6	N/A	2.57E-02	34.1 (7)(16)	
182	Q6P5G6 UBX domain-containing protein 7 OS=Mus musculus GN=Ubxn7 PE=1 SV=2 - [UBXN7_MOUSE]	0	2	0	1	0	3	0	6	N/A	2.57E-02	52.1 (7)(16)(20)	
183	Q8BIW1 Protein prune homolog OS=Mus musculus GN=Prune PE=2 SV=1 - [PRUNE_MOUSE]	0	2	0	2	0	2	0	6	N/A	0.00E+00	50.2 (7)(16)(20)	
184	Q8VCH8 UBX domain-containing protein 4 OS=Mus musculus GN=Ubxn4 PE=1 SV=1 - [UBXN4_MOUSE]	0	2	0	2	0	2	0	6	N/A	0.00E+00	56.4 (7)(20)	
185	P31324 cAMP-dependent protein kinase type II-beta regulatory subunit OS=Mus musculus GN=Prkar2b PE=1 SV=3 - [KAP3_MOUSE]	0	2	0	2	0	2	0	6	N/A	0.00E+00	46.1	
186	Q8BLF1 Neutral cholesterol ester hydrolase 1 OS=Mus musculus GN=Nceh1 PE=1 SV=1 - [NCEH1_MOUSE]	0	2	0	2	0	2	0	6	N/A	0.00E+00	45.7	
187	Q8C6P8-2 Isoform 2 of Zinc finger protein 57 OS=Mus musculus GN=Zfp57 - [ZFP57_MOUSE]	0	2	0	2	0	2	0	6	N/A	0.00E+00	47.6	
188	Q9D8S4 Oligoribonuclease, mitochondrial OS=Mus musculus GN=Rexo2 PE=1 SV=2 - [ORN_MOUSE]	0	2	0	2	0	2	0	6	N/A	0.00E+00	26.7	
189	Q8OU04-2 Isoform 2 of E3 ubiquitin-protein ligase Praja-2 OS=Mus musculus GN=Pja2 - [PJA2_MOUSE]	0	1	0	2	0	3	0	6	N/A	2.57E-02	71.2	
190	Q80ZK9 WD and tetrapeptide repeats protein 1 OS=Mus musculus GN=Wdtdc1 PE=1 SV=1 - [WDTC1_MOUSE]	0	2	0	1	0	3	0	6	N/A	2.57E-02	75.7	
191	Q99LM9 Transcriptional adapter 1 OS=Mus musculus GN=Tada1 PE=2 SV=1 - [TADA1_MOUSE]	0	1	0	3	0	2	0	6	N/A	2.57E-02	37.4	
192	Q8VEH6-2 Isoform 2 of COBW domain-containing protein 1 OS=Mus musculus GN=Cbwd1 - [CBWD1_MOUSE]	0	2	0	3	0	1	0	6	N/A	2.57E-02	30.4	
193	A2AG39 Stomatin (Epb7.2)-like 2 (Fragment) OS=Mus musculus GN=Stoml2 PE=4 SV=1 - [A2AG39_MOUSE]	0	3	0	2	0	1	0	6	N/A	2.57E-02	30.9	
194	O88796 Ribonuclease P protein subunit p30 OS=Mus musculus GN=Rpp30 PE=2 SV=1 - [RPP30_MOUSE]	0	3	0	2	0	1	0	6	N/A	2.57E-02	29.5	

		2AzGlcNAc												
		Spectral Counts												
		Experiment 1		Experiment 2		Experiment 3		Sum		Enrichment Ratio	T-Test	MW [kDa]	Previously Identified	
Accession No.	Description	-	+	-	+	-	+	-	+					
195	Q6DFZ1	Golgi-specific brefeldin A-resistance factor 1 OS=Mus musculus GN=Gbf1 PE=2 SV=1 - [Q6DFZ1_MOUSE]	0	3	0	2	0	1	0	6	N/A	2.57E-02	206.7	
196	P24270	Catalase OS=Mus musculus GN=Cat PE=1 SV=4 - [CATA_MOUSE]	0	1	0	2	0	2	0	5	N/A	7.49E-03	59.8 (11)	
197	Q68EF0	Rab-3A-interacting protein OS=Mus musculus GN=Rab3ip PE=1 SV=1 - [RAB3I_MOUSE]	0	2	0	1	0	2	0	5	N/A	7.49E-03	47.1 (16)	
198	Q923B1	Lariat debranching enzyme OS=Mus musculus GN=Dbr1 PE=1 SV=2 - [DBR1_MOUSE]	0	2	0	2	0	1	0	5	N/A	7.49E-03	62.3 (16)	
199	Q91YS8	Calcium/calmodulin-dependent protein kinase type 1 OS=Mus musculus GN=Camk1 PE=1 SV=1 - [KCC1A_MOUSE]	0	2	0	1	0	2	0	5	N/A	7.49E-03	41.6 (20)	
200	Q80UU9	Membrane-associated progesterone receptor component 2 OS=Mus musculus GN=Pgrmc2 PE=1 SV=2 - [PGRC2_MOUSE]	0	2	0	2	0	1	0	5	N/A	7.49E-03	23.3 (20)	
201	Q9CZP7-2	Isoform 2 of Hsp90 co-chaperone Cdc37-like 1 OS=Mus musculus GN=Cdc37l1 - [CD37L_MOUSE]	0	2	0	2	0	1	0	5	N/A	7.49E-03	35.4 (20)	
202	P70445	Eukaryotic translation initiation factor 4E-binding protein 2 OS=Mus musculus GN=Eif4ebp2 PE=2 SV=1 - [4EBP2_MOUSE]	0	2	0	2	0	1	0	5	N/A	7.49E-03	12.9 (20)	
203	Q9J110	Serine/threonine-protein kinase 3 OS=Mus musculus GN=Stk3 PE=1 SV=1 - [STK3_MOUSE]	0	1	0	2	0	2	0	5	N/A	7.49E-03	56.8 (7)	
204	Q9D071-2	Isoform 2 of MMS19 nucleotide excision repair protein homolog OS=Mus musculus GN=Mms19 - [MMS19_MOUSE]	0	2	0	1	0	2	0	5	N/A	7.49E-03	97.4 (7)(16)	
205	A2AIW9	Mitochondrial-processing peptidase subunit alpha OS=Mus musculus GN=Pmpca PE=3 SV=1 - [A2AIW9_MOUSE]	0	1	0	2	0	2	0	5	N/A	7.49E-03	48.4	
206	O70503	Estradiol 17-beta-dehydrogenase 12 OS=Mus musculus GN=Hsd17b12 PE=2 SV=1 - [DHB12_MOUSE]	0	1	0	2	0	2	0	5	N/A	7.49E-03	34.7	
207	P28033	CCAAT/enhancer-binding protein beta OS=Mus musculus GN=Cebp beta PE=1 SV=1 - [CEBPB_MOUSE]	0	1	0	2	0	2	0	5	N/A	7.49E-03	31.4	
208	Q8BU85	Methionine-R-sulfoxide reductase B3, mitochondrial OS=Mus musculus GN=Msrb3 PE=1 SV=2 - [MSRB3_MOUSE]	0	1	0	2	0	2	0	5	N/A	7.49E-03	26.8	
209	Q9ER81	15 kDa interferon-responsive protein OS=Mus musculus GN=Ifrg15 PE=2 SV=1 - [IFG15_MOUSE]	0	1	0	2	0	2	0	5	N/A	7.49E-03	15.3	
210	Q9QZN4	F-box only protein 6 OS=Mus musculus GN=Fbxo6 PE=1 SV=1 - [FBX6_MOUSE]	0	1	0	2	0	2	0	5	N/A	7.49E-03	34.5	
211	P63168	Dynein light chain 1, cytoplasmic OS=Mus musculus GN=Dynll1 PE=1 SV=1 - [DYL1_MOUSE]	0	2	0	1	0	2	0	5	N/A	7.49E-03	10.4	
212	P52651	Homeobox protein Rhox5 OS=Mus musculus GN=Rhox5 PE=2 SV=1 - [RHGX5_MOUSE]	0	2	0	2	0	1	0	5	N/A	7.49E-03	23	
213	Q6ZQ73	Cullin-associated NEDD8-dissociated protein 2 OS=Mus musculus GN=Cand2 PE=1 SV=2 - [CAND2_MOUSE]	0	2	0	2	0	1	0	5	N/A	7.49E-03	135.5	
214	Q8VCX5	Calcium uptake protein 1, mitochondrial OS=Mus musculus GN=Micu1 PE=2 SV=1 - [MICU1_MOUSE]	0	2	0	2	0	1	0	5	N/A	7.49E-03	54.3	
215	Q8C570	mRNA export factor OS=Mus musculus GN=Rae1 PE=1 SV=1 - [RAE1_MOUSE]	0	1	0	1	0	2	0	4	N/A	1.61E-02	40.9 (12)	
216	P97765	WW domain-binding protein 2 OS=Mus musculus GN=Wbp2 PE=1 SV=1 - [WBP2_MOUSE]	0	2	0	1	0	1	0	4	N/A	1.61E-02	28 (13)	
217	Q8R1Q8	Cytoplasmic dynein 1 light intermediate chain 1 OS=Mus musculus GN=Dync1l1 PE=1 SV=1 - [DC1L1_MOUSE]	0	1	0	1	0	2	0	4	N/A	1.61E-02	56.6 (13)(16)	
218	P56873	Sjogren syndrome/scleroderma autoantigen 1 homolog OS=Mus musculus GN=Sssa1 PE=2 SV=1 - [SSA27_MOUSE]	0	1	0	2	0	1	0	4	N/A	1.61E-02	21.3 (16)	
219	Q8BZW8	NHL repeat-containing protein 2 OS=Mus musculus GN=Nhlrc2 PE=2 SV=1 - [NHLC2_MOUSE]	0	2	0	1	0	1	0	4	N/A	1.61E-02	78.4 (16)	
220	Q9CR51	V-type proton ATPase subunit G 1 OS=Mus musculus GN=Atp6v1g1 PE=2 SV=3 - [VATG1_MOUSE]	0	1	0	2	0	1	0	4	N/A	1.61E-02	13.7 (20)	
221	Q8BVY0	Protein Rsl1d1 OS=Mus musculus GN=Rsl1d1 PE=2 SV=1 - [Q8BVY0_MOUSE]	0	2	0	1	0	1	0	4	N/A	1.61E-02	50.4 (20)	
222	P47930	Fos-related antigen 2 OS=Mus musculus GN=Fosl2 PE=2 SV=2 - [FOSL2_MOUSE]	0	1	0	2	0	1	0	4	N/A	1.61E-02	35.3 (20)	
223	Q9CRD0	OCIA domain-containing protein 1 OS=Mus musculus GN=Ociad1 PE=1 SV=1 - [OCAD1_MOUSE]	0	2	0	1	0	1	0	4	N/A	1.61E-02	27.6 (20)	
224	Q91WK5	Glycine cleavage system H protein, mitochondrial OS=Mus musculus GN=Gcsh PE=1 SV=2 - [GCSH_MOUSE]	0	1	0	2	0	1	0	4	N/A	1.61E-02	18.6 (7)	
225	P25799-2	Isoform 2 of Nuclear factor NF-kappa-B p105 subunit OS=Mus musculus GN=Nfkb1 - [NFKB1_MOUSE]	0	1	0	1	0	2	0	4	N/A	1.61E-02	84.8 (7)(10)	
226	Q8BVQ5	Protein phosphatase methyltransferase 1 OS=Mus musculus GN=Ppme1 PE=1 SV=5 - [PPME1_MOUSE]	0	1	0	1	0	2	0	4	N/A	1.61E-02	42.2 (7)(10)(16)	
227	P42225	Signal transducer and activator of transcription 1 OS=Mus musculus GN=Stat1 PE=1 SV=1 - [STAT1_MOUSE]	0	1	0	2	0	1	0	4	N/A	1.61E-02	87.1 (7)(16)	
228	Q9CXG3	Peptidyl-prolyl cis-trans isomerase-like 4 OS=Mus musculus GN=Ppil4 PE=2 SV=2 - [PPIL4_MOUSE]	0	1	0	2	0	1	0	4	N/A	1.61E-02	57.2 (7)(16)	
229	Q9QZ23	NFU1 iron-sulfur cluster scaffold homolog, mitochondrial OS=Mus musculus GN=Nfu1 PE=1 SV=2 - [NFU1_MOUSE]	0	1	0	2	0	1	0	4	N/A	1.61E-02	28.5 (7)(16)	
230	Q61249	Immunoglobulin-binding protein 1 OS=Mus musculus GN=Igbp1 PE=1 SV=1 - [IGBP1_MOUSE]	0	2	0	1	0	1	0	4	N/A	1.61E-02	38.9 (7)(16)	
231	Q8BFY6	Peflin OS=Mus musculus GN=Pef1 PE=2 SV=1 - [PEF1_MOUSE]	0	2	0	1	0	1	0	4	N/A	1.61E-02	29.2 (7)(16)(20)	
232	Q91X11-2	Isoform 2 of tRNA-dihydrouridine(47) synthase [NAD(P)(+)]-like OS=Mus musculus GN=Dus3l - [DUS3L_MOUSE]	0	1	0	2	0	1	0	4	N/A	1.61E-02	46.7 (7)(20)	
233	Q04857	Collagen alpha-1(VI) chain OS=Mus musculus GN=Col6a1 PE=2 SV=1 - [CO6A1_MOUSE]	0	1	0	1	0	2	0	4	N/A	1.61E-02	108.4	
234	Q3V0C1-3	Isoform 3 of Zinc finger matrin-type protein 1 OS=Mus musculus GN=Zmat1 - [ZMAT1_MOUSE]	0	1	0	1	0	2	0	4	N/A	1.61E-02	56.6	
235	Q99KW3-1	Isoform 1 of TRIO and F-actin-binding protein OS=Mus musculus GN=Triobp - [TARA_MOUSE]	0	1	0	1	0	2	0	4	N/A	1.61E-02	66.9	
236	Q9D727	Uncharacterized protein C6orf226 homolog OS=Mus musculus PE=2 SV=1 - [CF226_MOUSE]	0	1	0	1	0	2	0	4	N/A	1.61E-02	12	
237	P38060	Hydroxymethylglutaryl-CoA lyase, mitochondrial OS=Mus musculus GN=Hmgcl PE=1 SV=2 - [HMGCL_MOUSE]	0	1	0	2	0	1	0	4	N/A	1.61E-02	34.2	
238	Q3TBW2	39S ribosomal protein L10, mitochondrial OS=Mus musculus GN=Mrpl10 PE=2 SV=2 - [RM10_MOUSE]	0	1	0	2	0	1	0	4	N/A	1.61E-02	29.4	
239	Q58A65-2	Isoform 2 of C-Jun-amino-terminal kinase-interacting protein 4 OS=Mus musculus GN=Spag9 - [JIP4_MOUSE]	0	1	0	2	0	1	0	4	N/A	1.61E-02	144.6	
240	Q6PFD6	Kinesin-like protein KIF18B OS=Mus musculus GN=Kif18b PE=2 SV=2 - [KI18B_MOUSE]	0	1	0	2	0	1	0	4	N/A	1.61E-02	91.9	
241	Q8BLN5	Lanosterol synthase OS=Mus musculus GN=Lss PE=2 SV=2 - [ERG7_MOUSE]	0	1	0	2	0	1	0	4	N/A	1.61E-02	83.1	
242	Q8CGA0	Protein phosphatase 1F OS=Mus musculus GN=Ppm1f PE=2 SV=1 - [PPM1F_MOUSE]	0	1	0	2	0	1	0	4	N/A	1.61E-02	49.6	
243	Q8K1J5	Protein SDE2 homolog OS=Mus musculus GN=Sde2 PE=1 SV=1 - [SDE2_MOUSE]	0	1	0	2	0	1	0	4	N/A	1.61E-02	48.5	
244	Q9CWX8-2	Isoform 2 of NADH dehydrogenase [ubiquinone] complex I, assembly factor 7 OS=Mus musculus GN=Ndufaf7 - [NDUF7_MOUSE]	0	1	0	2	0	1	0	4	N/A	1.61E-02	42.5	
245	Q99JX7	Nuclear RNA export factor 1 OS=Mus musculus GN=Nxf1 PE=1 SV=3 - [NXF1_MOUSE]	0	2	0	1	0	1	0	4	N/A	1.61E-02	70.3	

		2AzGlcNAc																					
		Spectral Counts																					
		Experimen t 1		Experime nt 2		Experime nt 3		Sum		Enrichment Ratio	T-Test	MW [kDa]	Previously Identified										
No.	Accession	Description																					
246	H3BKW0	Cleavage and polyadenylation-specificity factor subunit 6 (Fragment) OS=Mus musculus GN=Cpsf6 PE=4 SV=1 - [H3BKW0_MOUSE]										0	2	0	1	0	1	0	4	N/A	1.61E-02	21.2	
247	Q3UPH7-3	Isoform 3 of Rho guanine nucleotide exchange factor 40 OS=Mus musculus GN=Arhgef40 - [ARH40_MOUSE]										0	2	0	1	0	1	0	4	N/A	1.61E-02	160.1	
248	Q6P5E4	UDP-glucose:glycoprotein glucosyltransferase 1 OS=Mus musculus GN=Uggt1 PE=1 SV=4 - [UGGG1_MOUSE]										0	2	0	1	0	1	0	4	N/A	1.61E-02	176.3	
249	Q8R570	Synaptosomal-associated protein 47 OS=Mus musculus GN=Snap47 PE=1 SV=1 - [SNP47_MOUSE]										0	2	0	1	0	1	0	4	N/A	1.61E-02	46.5	
250	Q9ES97-3	Isoform 3 of Reticulon-3 OS=Mus musculus GN=Rtn3 - [RTN3_MOUSE]										0	1	0	1	0	1	0	3	N/A	0.00E+00	25.4	(1)(13)(19)
251	Q80UY2-2	Isoform 2 of E3 ubiquitin-protein ligase KCMF1 OS=Mus musculus GN=Kcmf1 - [KCMF1_MOUSE]										0	1	0	1	0	1	0	3	N/A	0.00E+00	32.1	(1)(7)(16)
252	Q7TNE3	Sperm-associated antigen 7 OS=Mus musculus GN=Spag7 PE=1 SV=1 - [SPAG7_MOUSE]										0	1	0	1	0	1	0	3	N/A	0.00E+00	25.9	(1)(7)(16)(19)
253	P07607	Thymidylate synthase OS=Mus musculus GN=Tyms PE=1 SV=1 - [TYSY_MOUSE]										0	1	0	1	0	1	0	3	N/A	0.00E+00	34.9	(11)
254	Q3UI43	BRISC and BRCA1-A complex member 1 OS=Mus musculus GN=Babam1 PE=2 SV=1 - [BABA1_MOUSE]										0	1	0	1	0	1	0	3	N/A	0.00E+00	36.8	(16)
255	Q8K1C0-4	Isoform 4 of Protein angel homolog 2 OS=Mus musculus GN=Angel2 - [ANGE2_MOUSE]										0	1	0	1	0	1	0	3	N/A	0.00E+00	24.1	(16)
256	Q922D4-4	Isoform 4 of Serine/threonine-protein phosphatase 6 regulatory subunit 3 OS=Mus musculus GN=Ppp6r3 - [PP6R3_MOUSE]										0	1	0	1	0	1	0	3	N/A	0.00E+00	56.7	(16)
257	Q6PDL0	Cytoplasmic dynein 1 light intermediate chain 2 OS=Mus musculus GN=Dync1li2 PE=1 SV=2 - [DC1L2_MOUSE]										0	1	0	1	0	1	0	3	N/A	0.00E+00	54.2	(16)(18)(20)
258	Q8BQ30	Phostensin OS=Mus musculus GN=Ppp1r18 PE=1 SV=1 - [PPR18_MOUSE]										0	1	0	1	0	1	0	3	N/A	0.00E+00	65.6	(16)(20)
259	E9Q5L7	PHD finger protein 10 OS=Mus musculus GN=Phf10 PE=4 SV=2 - [E9Q5L7_MOUSE]										0	1	0	1	0	1	0	3	N/A	0.00E+00	26.9	(20)
260	P39053-3	Isoform 3 of Dynam-1 OS=Mus musculus GN=Dnm1 - [DYN1_MOUSE]										0	1	0	1	0	1	0	3	N/A	0.00E+00	95.9	(4)
261	Q8VCF0	Mitochondrial antiviral-signaling protein OS=Mus musculus GN=Mavs PE=1 SV=1 - [MAVS_MOUSE]										0	1	0	1	0	1	0	3	N/A	0.00E+00	53.4	(4)(7)(13)(16)(20)
262	Q91YN9	BAG family molecular chaperone regulator 2 OS=Mus musculus GN=Bag2 PE=1 SV=1 - [BAG2_MOUSE]										0	1	0	1	0	1	0	3	N/A	0.00E+00	23.5	(7)
263	Q9CPP0	Nucleoplasmin-3 OS=Mus musculus GN=Npm3 PE=2 SV=3 - [NPM3_MOUSE]										0	1	0	1	0	1	0	3	N/A	0.00E+00	19	(7)(12)(16)(19)(20)
264	P20108	Thioredoxin-dependent peroxide reductase, mitochondrial OS=Mus musculus GN=Prdx3 PE=1 SV=1 - [PRDX3_MOUSE]										0	1	0	1	0	1	0	3	N/A	0.00E+00	28.1	(7)(16)
265	Q00547-2	Isoform RHAMM1 of Hyaluronan mediated motility receptor OS=Mus musculus GN=Hmnr - [HMMR_MOUSE]										0	1	0	1	0	1	0	3	N/A	0.00E+00	88.8	(7)(16)
266	P46062	Signal-induced proliferation-associated protein 1 OS=Mus musculus GN=Sipa1 PE=2 SV=2 - [SIPA1_MOUSE]										0	1	0	1	0	1	0	3	N/A	0.00E+00	112	
267	Q8BYJ6-4	Isoform 4 of TBC1 domain family member 4 OS=Mus musculus GN=Tbc1d4 - [TBCD4_MOUSE]										0	1	0	1	0	1	0	3	N/A	0.00E+00	89.7	
268	B7ZC19	GPI transamidase component PIG-T OS=Mus musculus GN=Pigt PE=4 SV=1 - [B7ZC19_MOUSE]										0	1	0	1	0	1	0	3	N/A	0.00E+00	49.1	
269	G3UYZ0	Large proline-rich protein BAG6 (Fragment) OS=Mus musculus GN=Bag6 PE=4 SV=1 - [G3UYZ0_MOUSE]										0	1	0	1	0	1	0	3	N/A	0.00E+00	22.4	
270	P35831	Tyrosine-protein phosphatase non-receptor type 12 OS=Mus musculus GN=Ptpn12 PE=1 SV=3 - [PTN12_MOUSE]										0	1	0	1	0	1	0	3	N/A	0.00E+00	86.5	
271	P48755	Fos-related antigen 1 OS=Mus musculus GN=Fosl1 PE=2 SV=2 - [FOSL1_MOUSE]										0	1	0	1	0	1	0	3	N/A	0.00E+00	29.8	
272	Q61850	Forkhead box protein C2 OS=Mus musculus GN=Foxc2 PE=2 SV=2 - [FOXC2_MOUSE]										0	1	0	1	0	1	0	3	N/A	0.00E+00	52.8	
273	Q9CQ36	DNA polymerase epsilon subunit 4 OS=Mus musculus GN=Pole4 PE=2 SV=1 - [DPOE4_MOUSE]										0	1	0	1	0	1	0	3	N/A	0.00E+00	12.2	
274	Q9CQ86	Migration and invasion enhancer 1 OS=Mus musculus GN=Mien1 PE=1 SV=1 - [MIEN1_MOUSE]										0	1	0	1	0	1	0	3	N/A	0.00E+00	12.3	
275	Q9D2E2-2	Isoform 2 of Target of EGR1 protein 1 OS=Mus musculus GN=Toe1 - [TOE1_MOUSE]										0	1	0	1	0	1	0	3	N/A	0.00E+00	37.1	
276	Q9JLJ8	Serine--tRNA ligase, mitochondrial OS=Mus musculus GN=Sars2 PE=2 SV=2 - [SYSM_MOUSE]										0	1	0	1	0	1	0	3	N/A	0.00E+00	58.3	
277	Q9Z0F6	Cell cycle checkpoint control protein RAD9A OS=Mus musculus GN=Rad9a PE=1 SV=1 - [RAD9A_MOUSE]										0	1	0	1	0	1	0	3	N/A	0.00E+00	42	
278	Q9Z2E1	Methyl-CpG-binding domain protein 2 OS=Mus musculus GN=Mbd2 PE=2 SV=2 - [MBD2_MOUSE]										0	1	0	1	0	1	0	3	N/A	0.00E+00	43.5	
279	Q3THK7	GMP synthase [glutamine-hydrolyzing] OS=Mus musculus GN=Gmps PE=1 SV=2 - [GUAA_MOUSE]										1	21	0	25	0	15	1	61	61.00	2.39E-03	76.7	(19)(20)
280	Q8BK67	Protein RCC2 OS=Mus musculus GN=Rcc2 PE=2 SV=1 - [RCC2_MOUSE]										1	12	0	12	0	12	1	36	36.00	3.98E-06	55.9	(7)(20)
281	P70372	ELAV-like protein 1 OS=Mus musculus GN=Elavl1 PE=1 SV=2 - [ELAV1_MOUSE]										0	8	1	13	0	11	1	32	32.00	2.27E-03	36.1	(12)(19)(20)
282	Q80VB6	Dcl1 protein OS=Mus musculus GN=Dcl1 PE=2 SV=1 - [Q80VB6_MOUSE]										0	9	0	13	1	8	1	30	30.00	3.48E-03	40.4	
283	P23198	Chromobox protein homolog 3 OS=Mus musculus GN=Cbx3 PE=1 SV=2 - [CBX3_MOUSE]										1	7	0	14	0	8	1	29	29.00	1.35E-02	20.8	(7)(19)(20)
284	A2AMW0	Capping protein (Actin filament) muscle Z-line, beta OS=Mus musculus GN=Capzb PE=4 SV=1 - [A2AMW0_MOUSE]										1	9	0	11	0	8	1	28	28.00	6.73E-04	29.3	(4)(19)(20)
285	Q9DAW9	Calponin-3 OS=Mus musculus GN=Cnn3 PE=2 SV=1 - [CNN3_MOUSE]										1	10	0	8	0	8	1	26	26.00	3.64E-04	36.4	(7)(20)
286	P97452	Ribosome biogenesis protein BOP1 OS=Mus musculus GN=Bop1 PE=1 SV=1 - [BOP1_MOUSE]										0	9	1	7	0	9	1	25	25.00	4.27E-04	82.5	(7)(16)(20)
287	Q64521	Glycerol-3-phosphate dehydrogenase, mitochondrial OS=Mus musculus GN=Gpd2 PE=1 SV=2 - [GPD2_MOUSE]										1	7	0	6	0	11	1	24	24.00	8.02E-03	80.9	
288	O55137	Acyl-coenzyme A thioesterase 1 OS=Mus musculus GN=Acot1 PE=1 SV=1 - [ACOT1_MOUSE]										1	7	0	8	0	8	1	23	23.00	9.97E-05	46.1	(20)
289	Q08093	Calponin-2 OS=Mus musculus GN=Cnn2 PE=2 SV=1 - [CNN2_MOUSE]										1	7	0	5	0	5	1	17	17.00	2.02E-03	33.1	(7)(19)(20)
290	J3QPE8	MCG16555 OS=Mus musculus GN=Vdac3-ps1 PE=4 SV=1 - [J3QPE8_MOUSE]										0	11	0	12	2	10	2	33	16.50	3.03E-04	30.7	(20)
291	Q60598	Src substrate cortactin OS=Mus musculus GN=Cttn PE=1 SV=2 - [SRC8_MOUSE]										2	10	0	8	0	10	2	28	14.00	7.78E-04	61.2	(13)(19)(20)
292	P47791-2	Isoform Cytoplasmic of Glutathione reductase, mitochondrial OS=Mus musculus GN=Gsr - [GSHR_MOUSE]										0	5	1	3	0	6	1	14	14.00	1.01E-02	51	(16)
293	J3QNB1	La-related protein 1 OS=Mus musculus GN=Larp1 PE=4 SV=1 - [J3QNB1_MOUSE]										0	5	0	5	1	4	1	14	14.00	7.78E-04	121	(7)(16)(19)(20)
294	Q8C650-2	Isoform 2 of Septin-10 OS=Mus musculus GN=Sept10 - [SEP10_MOUSE]										0	5	1	4	0	5	1	14	14.00	7.78E-04	49.8	
295	O54931-2	Isoform 2 of A-kinase anchor protein 2 OS=Mus musculus GN=Akap2 - [AKAP2_MOUSE]										2	20	1	13	1	19	4	52	13.00	1.94E-03	97.1	(7)(16)(19)(20)
296	O70551	SRF protein kinase 1 OS=Mus musculus GN=Srp1 PE=1 SV=2 - [SRPK1_MOUSE]										0	8	1	9	1	8	2	25	12.50	8.36E-05	73	(7)(20)
297	P16045	Galectin-1 OS=Mus musculus GN=Lgals1 PE=1 SV=3 - [LEG1_MOUSE]										3	34	3	41	3	37	9	112	12.44	7.13E-05	14.9	(16)(20)
298	Q9D819	Inorganic pyrophosphatase OS=Mus musculus GN=Ppa1 PE=1 SV=1 - [IPYR_MOUSE]										0	9	0	10	2	5	2	24	12.00	1.17E-02	32.6	(16)(19)(20)

		2AzGlcNAc															
		Spectral Counts															
		Experimen t 1		Experime nt 2		Experime nt 3		Sum									
Accessio n	Description	-	+	-	+	-	+	-	+	Enrichment Ratio	T-Test	MW [kDa]	Previously Identified				
299	Q8BFS6 Calcineurin-like phosphoesterase domain-containing protein 1 OS=Mus musculus GN=Cpped1 PE=2 SV=1 - [CPED_MOUSE]	1	2	0	6	0	4	1	12	12.00	3.80E-02	35.2	(16)(20)				
300	Q61206 Platelet-activating factor acetylhydrolase IB subunit beta OS=Mus musculus GN=Pafah1b2 PE=1 SV=2 - [PA1B2_MOUSE]	0	4	0	4	1	4	1	12	12.00	3.88E-04	25.6					
301	P50516 V-type proton ATPase catalytic subunit A OS=Mus musculus GN=Atpv1a PE=1 SV=2 - [VATA_MOUSE]	2	9	0	9	0	5	2	23	11.50	9.34E-03	68.3	(4)(16)				
302	Q8BGJ5 MCG13402, isoform CRA_a OS=Mus musculus GN=Ptbp1 PE=2 SV=1 - [Q8BGJ5_MOUSE]	0	15	2	13	2	15	4	43	10.75	1.60E-04	56.9	(19)(20)				
303	Q8BH80 Vesicle-associated membrane protein, associated protein B and C OS=Mus musculus GN=Vapb PE=2 SV=1 - [Q8BH80_MOUSE]	1	2	0	5	0	3	1	10	10.00	3.35E-02	26.9	(20)				
304	Q5PSV9 Mediator of DNA damage checkpoint protein 1 OS=Mus musculus GN=Mdc1 PE=1 SV=1 - [MDC1_MOUSE]	0	3	0	4	1	3	1	10	10.00	3.13E-03	184.6	(7)(10)(16)(20)				
305	Q8BT18 Serine/arginine repetitive matrix protein 2 OS=Mus musculus GN=Srrm2 PE=1 SV=3 - [SRRM2_MOUSE]	1	3	0	2	0	5	1	10	10.00	3.35E-02	294.7	(7)(16)(20)				
306	P40124 Adenyl cyclase-associated protein 1 OS=Mus musculus GN=Cap1 PE=1 SV=4 - [CAP1_MOUSE]	3	23	2	21	2	23	7	67	9.57	1.15E-05	51.5	(7)(19)(20)				
307	P07742 Ribonucleoside-diphosphate reductase large subunit OS=Mus musculus GN=Rrm1 PE=1 SV=2 - [R1R1_MOUSE]	3	23	3	20	1	23	7	66	9.43	8.16E-05	90.2	(10)(16)(19)(20)				
308	P30285 Cyclin-dependent kinase 4 OS=Mus musculus GN=Cdk4 PE=1 SV=1 - [CDK4_MOUSE]	1	5	0	7	1	6	2	18	9.00	1.32E-03	33.7	(7)(19)				
309	P35922-9 Isoform ISO9 of Fragile X mental retardation protein 1 homolog OS=Mus musculus GN=Fmr1 - [FMR1_MOUSE]	0	2	0	4	1	3	1	9	9.00	1.61E-02	64.1	(7)(16)				
310	Q9WV55 Vesicle-associated membrane protein-associated protein A OS=Mus musculus GN=Vapa PE=1 SV=2 - [VAPA_MOUSE]	1	5	1	5	0	7	2	17	8.50	2.57E-03	27.8	(19)(20)				
311	A2A6U3 Septin 9 OS=Mus musculus GN=Sept9 PE=3 SV=1 - [A2A6U3_MOUSE]	2	8	1	11	1	14	4	33	8.25	5.40E-03	63.7	(19)(20)				
312	O89110 Caspase-8 OS=Mus musculus GN=Casp8 PE=1 SV=1 - [CASP8_MOUSE]	0	3	0	3	1	2	1	8	8.00	7.76E-03	55.3	(20)				
313	O35286 Putative pre-mRNA-splicing factor ATP-dependent RNA helicase DHX15 OS=Mus musculus GN=Dhx15 PE=2 SV=2 - [DHX15_MOUSE]	0	11	2	8	2	10	4	29	7.25	1.66E-03	90.9	(7)(10)(16)(19)(20)				
314	D3YWF6 Ubiquitin thioesterase OTUB1 OS=Mus musculus GN=Otub1 PE=4 SV=1 - [D3YWF6_MOUSE]	1	9	0	11	3	9	4	29	7.25	1.66E-03	28					
315	Q9ERG0 LIM domain and actin-binding protein 1 OS=Mus musculus GN=Lima1 PE=1 SV=3 - [LIMA1_MOUSE]	3	18	2	14	2	18	7	50	7.14	4.78E-04	84	(7)(16)(19)(20)				
316	Q9R0Q7 Prostaglandin E synthase 3 OS=Mus musculus GN=Ptges3 PE=1 SV=1 - [TEBP_MOUSE]	0	2	1	2	0	3	1	7	7.00	1.32E-02	18.7	(19)				
317	Q61699-2 Isoform HSP105-beta of Heat shock protein 105 kDa OS=Mus musculus GN=Hsph1 - [HS105_MOUSE]	3	23	4	23	3	20	10	66	6.60	5.97E-05	91.6	(4)(16)(20)				
318	P30681 High mobility group protein B2 OS=Mus musculus GN=Hmgb2 PE=1 SV=3 - [HMGB2_MOUSE]	0	4	1	5	1	4	2	13	6.50	1.47E-03	24.1	(7)(16)(19)(20)				
319	Q6DFW4 Nucleolar protein 58 OS=Mus musculus GN=Nop58 PE=1 SV=1 - [NOP58_MOUSE]	1	14	4	18	2	12	7	44	6.29	3.33E-03	60.3	(7)(16)(19)(20)				
320	Q9R0X4 Acyl-coenzyme A thioesterase 9, mitochondrial OS=Mus musculus GN=Acot9 PE=1 SV=1 - [ACOT9_MOUSE]	1	6	3	8	0	10	4	24	6.00	1.01E-02	50.5	(20)				
321	O55135 Eukaryotic translation initiation factor 6 OS=Mus musculus GN=EIF6 PE=1 SV=2 - [IF6_MOUSE]	2	7	1	5	0	5	3	17	5.67	6.12E-03	26.5	(16)				
322	G3UX26 Voltage-dependent anion-selective channel protein 2 (Fragment) OS=Mus musculus GN=Vdac2 PE=4 SV=1 - [G3UX26_MOUSE]	4	32	7	30	5	28	16	90	5.63	7.06E-05	30.4	(20)				
323	P16858 Glyceraldehyde-3-phosphate dehydrogenase OS=Mus musculus GN=Gapdh PE=1 SV=2 - [G3P_MOUSE]	22	113	19	111	18	105	59	329	5.58	4.74E-06	35.8	(1)(2)(3)(6)(16)(17)(18)(19)(20)				
324	Q6A0A9 Constitutive coactivator of PPAR-gamma-like protein 1 OS=Mus musculus GN=FAM120A PE=1 SV=2 - [F120A_MOUSE]	0	4	0	3	2	4	2	11	5.50	1.58E-02	121.6	(16)				
325	Q7TMK9-2 Isoform 2 of Heterogeneous nuclear ribonucleoprotein Q OS=Mus musculus GN=Syncrip - [HNRPO_MOUSE]	2	5	3	12	0	10	5	27	5.40	3.16E-02	62.6	(12)(19)				
326	Q9CQN1 Heat shock protein 75 kDa, mitochondrial OS=Mus musculus GN=Trap1 PE=1 SV=1 - [TRAP1_MOUSE]	2	3	0	4	0	3	2	10	5.00	2.32E-02	80.2	(7)(16)				
327	E9Q1P8 Interferon regulatory factor 2-binding protein 2 OS=Mus musculus GN=Irf2bp2 PE=1 SV=1 - [I2BP2_MOUSE]	0	2	0	2	1	1	1	5	5.00	4.74E-02	59.3	(16)				
328	Q9WTX5 S-phase kinase-associated protein 1 OS=Mus musculus GN=Skp1 PE=1 SV=3 - [SKP1_MOUSE]	0	2	0	2	1	1	1	5	5.00	4.74E-02	18.7	(7)(16)(20)				
329	Q9WU78 Programmed cell death 6-interacting protein OS=Mus musculus GN=Pdc6ip PE=1 SV=3 - [PDC6I_MOUSE]	2	17	6	11	1	16	9	44	4.89	8.32E-03	96	(20)				
330	A2AL12 Heterogeneous nuclear ribonucleoprotein A3 OS=Mus musculus GN=Hnrnpa3 PE=4 SV=1 - [A2AL12_MOUSE]	3	20	5	22	4	16	12	58	4.83	1.17E-03	34.5	(4)(19)(20)				
331	Q8R050-2 Isoform 2 of Eukaryotic peptide chain release factor GTP-binding subunit ERF3A OS=Mus musculus GN=Gsp1 - [ERF3A_MOUSE]	0	7	3	6	1	6	4	19	4.75	6.07E-03	68.5	(16)(19)(20)				
332	Q60967 Bifunctional 3'-phosphoadenosine 5'-phosphosulfate synthase 1 OS=Mus musculus GN=Paps1 PE=2 SV=1 - [PAPS1_MOUSE]	3	11	2	9	1	8	6	28	4.67	2.24E-03	70.7	(20)				
333	P60335 Poly(rC)-binding protein 1 OS=Mus musculus GN=Pcbp1 PE=1 SV=1 - [PCBP1_MOUSE]	3	14	4	14	3	17	10	45	4.50	3.79E-04	37.5	(7)(10)(19)(20)				
334	Q8JZK9 Hydroxymethylglutaryl-CoA synthase, cytoplasmic OS=Mus musculus GN=Hmgcs1 PE=1 SV=1 - [HMCS1_MOUSE]	2	6	1	5	1	7	4	18	4.50	2.19E-03	57.5	(4)(20)				
335	Q9Z2X1-2 Isoform 2 of Heterogeneous nuclear ribonucleoprotein F OS=Mus musculus GN=Hnrnpf - [HNRPF_MOUSE]	2	20	9	35	8	30	19	85	4.47	1.11E-02	43.7	(16)(19)(20)				
336	Q3U4W8 Ubiquitin carboxyl-terminal hydrolase OS=Mus musculus GN=Usp5 PE=2 SV=1 - [Q3U4W8_MOUSE]	1	19	5	19	5	11	11	49	4.45	1.32E-02	93.3	(20)				
337	P27546-2 Isoform 2 of Microtubule-associated protein 4 OS=Mus musculus GN=Map4 - [MAP4_MOUSE]	6	20	6	17	2	25	14	62	4.43	3.99E-03	117.3	(1)(7)(12)(13)(16)(19)(20)				
338	Q3U0V1 Far upstream element-binding protein 2 OS=Mus musculus GN=Khsrp PE=1 SV=2 - [FUBP2_MOUSE]	8	29	9	29	3	27	20	85	4.25	3.90E-04	76.7	(10)(16)(19)(20)				
339	Q6IRU2 Tropomyosin alpha-4 chain OS=Mus musculus GN=Tpm4 PE=2 SV=3 - [TPM4_MOUSE]	2	9	2	10	2	6	6	25	4.17	6.21E-03	28.5	(7)(16)(19)(20)				
340	P80314 T-complex protein 1 subunit beta OS=Mus musculus GN=Cct2 PE=1 SV=4 - [TCCP_MOUSE]	8	25	6	26	5	28	19	79	4.16	8.84E-05	57.4	(4)(19)(20)				
341	Q00519 Xanthine dehydrogenase/oxidase OS=Mus musculus GN=Xdh PE=1 SV=5 - [XDH_MOUSE]	5	22	6	21	6	25	17	68	4.00	1.68E-04	146.5	(19)(20)				
342	P52927 High mobility group protein HMGI-C OS=Mus musculus GN=Hmga2 PE=1 SV=1 - [HMGA2_MOUSE]	1	4	1	4	1	4	3	12	4.00	0.00E+00	11.8	(19)				
343	Q6NXL1 Protein Sec24d OS=Mus musculus GN=Sec24d PE=2 SV=1 - [Q6NXL1_MOUSE]	1	5	0	3	2	4	3	12	4.00	2.13E-02	112.6	(2)(20)				
344	P46664 Adenylosuccinate synthetase isozyme 2 OS=Mus musculus GN=Adss PE=1 SV=3 - [PURA2_MOUSE]	3	3	1	3	1	2	2	8	4.00	1.32E-02	50	(16)(20)				
345	Q9CPV4 Glyoxalase domain-containing protein 4 OS=Mus musculus GN=Glod4 PE=2 SV=1 - [GLOD4_MOUSE]	3	8	2	7	1	8	6	23	3.83	1.05E-03	33.3	(7)(16)(19)(20)				
346	P08207 Protein S100-A10 OS=Mus musculus GN=S100a10 PE=2 SV=2 - [S10AA_MOUSE]	2	6	0	5	2	4	4	15	3.75	1.42E-02	11.2	(20)				
347	P63158 High mobility group protein B1 OS=Mus musculus GN=Hmgb1 PE=1 SV=2 - [HMGB1_MOUSE]	3	9	2	9	2	8	7	26	3.71	1.78E-04	24.9	(7)(12)(16)(19)				
348	O09106 Histone deacetylase 1 OS=Mus musculus GN=Hdac1 PE=1 SV=1 - [HDAC1_MOUSE]	2	9	2	7	3	10	7	26	3.71	2.56E-03	55	(7)(12)(20)				
349	Q9Z0N1 Eukaryotic translation initiation factor 2 subunit 3, X-linked OS=Mus musculus GN=EIF2s3x PE=1 SV=2 - [IF2G_MOUSE]	1	3	0	4	2	4	3	11	3.67	1.61E-02	51	(10)(16)(19)				
350	Q921F4 Heterogeneous nuclear ribonucleoprotein L-like OS=Mus musculus GN=Hnrpll PE=1 SV=3 - [HNRLL_MOUSE]	2	7	3	11	3	11	8	29	3.63	7.02E-03	64.1	(20)				

Accession No.	Description	2AzGlcNAc								Enrichment Ratio	T-Test	MW [kDa]	Previously Identified
		Spectral Counts											
		Experiment 1		Experiment 2		Experiment 3		Sum					
-	+	-	+	-	+	-	+	-	+				
351	Q8K310 Matrin-3 OS=Mus musculus GN=Matr3 PE=1 SV=1 - [MATR3_MOUSE]	3	8	3	10	2	9	8	27	3.38	6.85E-04	94.6	(7)(16)(19)(20)
352	H7BWX9 Small ubiquitin-related modifier 2 OS=Mus musculus GN=Sumo2 PE=4 SV=1 - [H7BWX9_MOUSE]	1	4	1	4	1	2	3	10	3.33	2.49E-02	6	(20)
353	Q9D0E1 Heterogeneous nuclear ribonucleoprotein M OS=Mus musculus GN=Hnrnpm PE=1 SV=3 - [HNRPM_MOUSE]	3	18	6	18	8	20	17	56	3.29	1.24E-03	77.6	(16)(20)
354	A2AKV2 ATP synthase subunit gamma, mitochondrial (Fragment) OS=Mus musculus GN=Atp5c1 PE=4 SV=1 - [A2AKV2_MOUSE]	1	4	1	4	2	5	4	13	3.25	3.13E-03	18.7	
355	Q8BFW7 Lipoma-preferred partner homolog OS=Mus musculus GN=Lpp PE=1 SV=1 - [LPP_MOUSE]	4	14	4	10	3	11	11	35	3.18	3.04E-03	65.8	(7)(13)(16)(19)(20)
356	P24547 Inosine-5'-monophosphate dehydrogenase 2 OS=Mus musculus GN=Impdh2 PE=1 SV=2 - [IMDH2_MOUSE]	2	9	4	6	2	10	8	25	3.13	1.46E-02	55.8	(10)(12)(16)(19)
357	P17751 Triosephosphate isomerase OS=Mus musculus GN=Tpi1 PE=1 SV=4 - [TPIS_MOUSE]	4	15	5	13	4	11	13	39	3.00	1.96E-03	32.2	(3)(4)(12)(16)(19)(20)
358	Q60854 Serpin B6 OS=Mus musculus GN=Serpinb6 PE=2 SV=1 - [SPB6_MOUSE]	5	16	4	9	3	11	12	36	3.00	2.08E-02	42.6	(19)(20)
359	P70698 CTP synthase 1 OS=Mus musculus GN=Ctps1 PE=1 SV=2 - [PYRG1_MOUSE]	3	8	4	8	2	11	9	27	3.00	6.53E-03	66.6	(16)(19)(20)
360	P70288 Histone deacetylase 2 OS=Mus musculus GN=Hdac2 PE=1 SV=1 - [HDAC2_MOUSE]	2	4	1	3	1	5	4	12	3.00	1.61E-02	55.3	(7)(20)
361	E9QP59 Inner nuclear membrane protein Man1 OS=Mus musculus GN=Lemd3 PE=4 SV=1 - [E9QP59_MOUSE]	0	2	1	2	1	2	2	6	3.00	1.61E-02	100.1	(20)

References:

- Alfaro, J. F. et al. Tandem mass spectrometry identifies many mouse brain O-GlcNAcylated proteins including EGF domain-specific O-GlcNAc transferase targets. *Proc Natl Acad Sci USA* 109, 7280–7285 (2012).
- Boyce, M. et al. Metabolic cross-talk allows labeling of O-linked (beta)-N-acetylglucosamine-modified proteins via the N-acetylgalactosamine salvage pathway. *Proc Natl Acad Sci USA* 108, 3141–3146 (2011).
- Cieniewski-Bernard, C. Identification of O-linked N-Acetylglucosamine Proteins in Rat Skeletal Muscle Using Two-dimensional Gel Electrophoresis and Mass Spectrometry. *Mol Cell Proteomics* 3, 577–585 (2004).
- Clark, P. M. et al. Direct In-Gel Fluorescence Detection and Cellular Imaging of O-GlcNAc-Modified Proteins. *J Am Chem Soc* 130, 11576–11577 (2008).
- Dehennaut, V. et al. Identification of structural and functional O-linked N-acetylglucosamine-bearing proteins in *Xenopus laevis* oocyte. *Mol Cell Proteomics* 7, 2229–2245 (2008).
- Gurcel, C. et al. Identification of new O-GlcNAc modified proteins using a click-chemistry-based tagging. *Anal Bioanal Chem* 390, 2089–2097 (2008).
- Hahne, H. et al. Proteome Wide Purification and Identification of O-GlcNAc-Modified Proteins Using Click Chemistry and Mass Spectrometry. *J Proteome Res* 12, 927–936 (2013).
- Khidekel, N. et al. Probing the dynamics of O-GlcNAc glycosylation in the brain using quantitative proteomics. *Nat Chem Biol* 3, 339–348 (2007).
- Khidekel, N., Ficarro, S., Peters, E. & Hsieh-Wilson, L. Exploring the O-GlcNAc proteome: direct identification of O-GlcNAc-modified proteins from the brain. *Proc Natl Acad Sci USA* 101, 13132–13137 (2004).
- Nandi, A. et al. Global identification of O-GlcNAc-modified proteins. *Anal Chem* 78, 452–458 (2006).
- Sprung, R. et al. Tagging-via-substrate strategy for probing O-GlcNAc modified proteins. *J Proteome Res* 4, 950–957 (2005).
- Teo, C. F. et al. Glycopeptide-specific monoclonal antibodies suggest new roles for O-GlcNAc. *Nat Chem Biol* 6, 338–343 (2010).
- Trinidad, J. C. et al. Global identification and characterization of both O-GlcNAcylation and phosphorylation at the murine synapse. *Mol Cell Proteomics* 11, 215–229 (2012).
- Vosseller, K. et al. O-linked N-acetylglucosamine proteomics of postsynaptic density preparations using lectin weak affinity chromatography and mass spectrometry. *Mol Cell Proteomics* 5, 923–934 (2006).
- Wang, Z. et al. Enrichment and Site Mapping of O-Linked N-Acetylglucosamine by a Combination of Chemical/Enzymatic Tagging, Photochemical Cleavage, and Electron Transfer Dissociation Mass Spectrometry. *Mol Cell Proteomics* 9, 153–160 (2010).
- Wang, Z. et al. Extensive Crosstalk Between O-GlcNAcylation and Phosphorylation Regulates Cytokinesis. *Science Signaling* 3, ra2 (2010).
- Wang, Z., Pandey, A. & Hart, G. W. Dynamic Interplay between O-Linked N-Acetylglucosaminylation and Glycogen Synthase Kinase-3-dependent Phosphorylation. *Mol Cell Proteomics* 6, 1365–1379 (2007).
- Wells, L. et al. Mapping sites of O-GlcNAc modification using affinity tags for serine and threonine post-translational modifications. *Mol Cell Proteomics* 1, 791–804 (2002).
- Zaro, B. W., Yang, Y.-Y., Hang, H. C. & Pratt, M. R. Chemical reporters for fluorescent detection and identification of O-GlcNAc-modified proteins reveal glycosylation of the ubiquitin ligase NEDD4-1. *Proc Natl Acad Sci USA* 108, 8146–8151 (2011).
- Chuh, K. N., Zaro, B. W. & Pratt, M. R. Changes in Metabolic Chemical Reporter Structure Yield a Selective Probe of O-GlcNAc Modifications. *J Am Chem Soc* 136, 12283–12295 (2014).