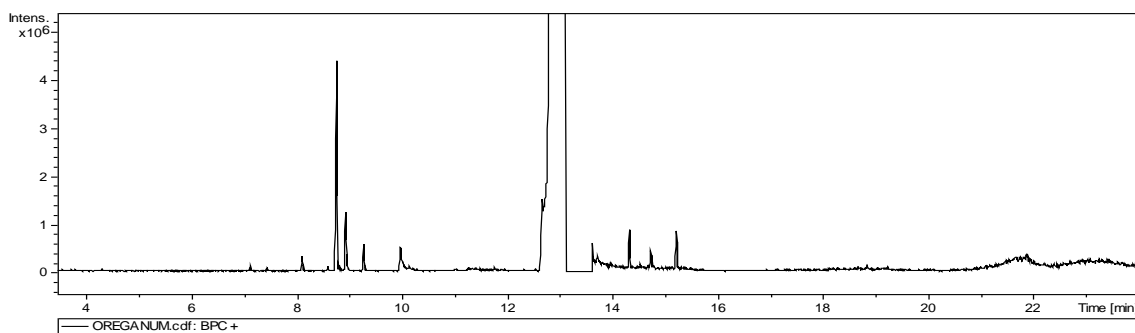


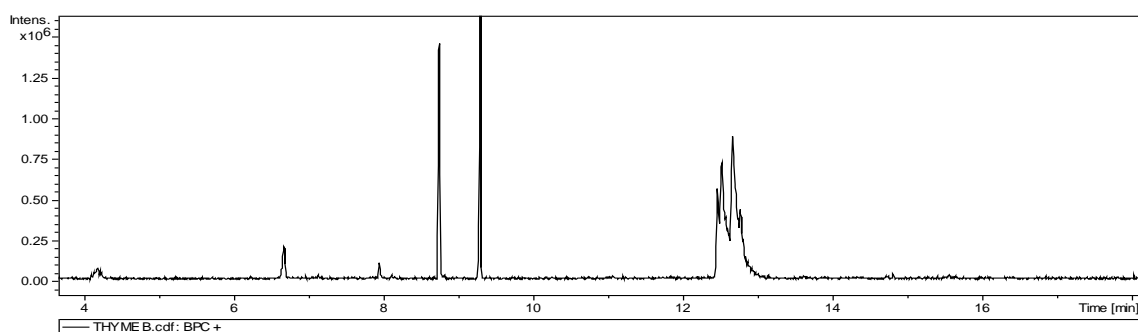
Supplementary Materials

Table S1. Zone of inhibition (mm) against *S. epidermidis* and *P. acnes*.

Essential Oils	<i>S. epidermidis</i>		<i>P. acnes</i>	
	0.7% of EO	1.4% of EO	0.7% of EO	1.4% of EO
Oregano	20.67±1.15	30.67±1.15	20.67±1.15	31.67±0.58
Thyme	16.67±1.15	21.67±1.53	16.70±1.15	23.30±0.58
Lemongrass	11.67±1.15	17.33±1.15	11.67±1.15	19.67±0.58
Tea tree	9.33±0.58	13.67±0.58	9.33±0.58	17.67±0.58
Mentha	8.00±0.50	8.23±0.21	7.80±0.53	9.67±0.58
Lavender	7.67±0.58	11.00±0.00	7.67±0.58	11.60±0.58
Chamomile	7.33±0.42	7.47±0.50	7.50±0.50	7.96±1.00
Clindamycin	15.33±0.58	18.00±0.50	14.00±0.50	20.00±0.35
Erythromycin	10.00±0.00	14.10±0.36	12.50±0.00	16.00±0.50
DMSO	7.33±0.58	7.10±0.16	7.00±0.00	7.00±0.00
Thymol	19.33±0.58	28.67±1.15	19.33±0.58	24.33±0.58



(a).



(b)

Figure S1. GC-MS analysis of (a) oregano oil and (b) thyme oil.

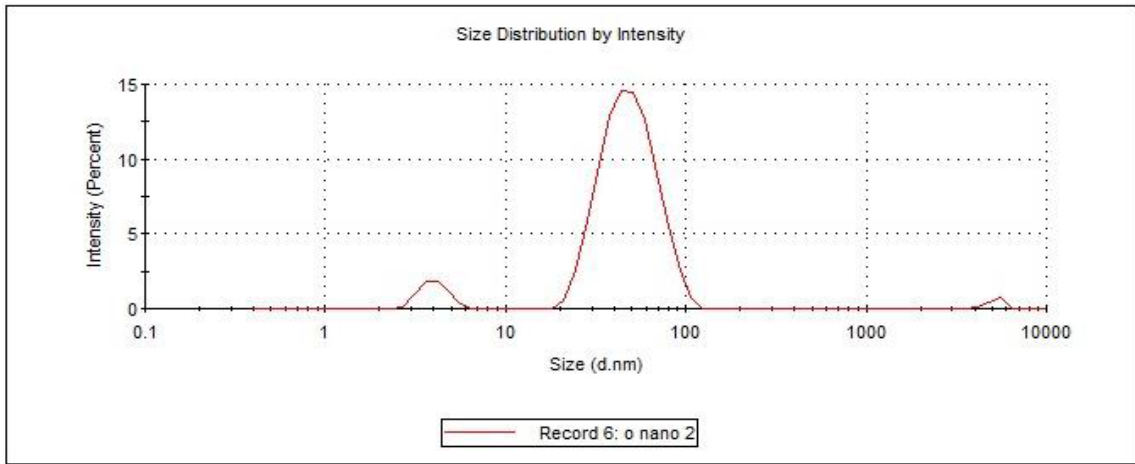


Figure S2. Size distribution by the intensity of the developed oregano nanoemulsion.