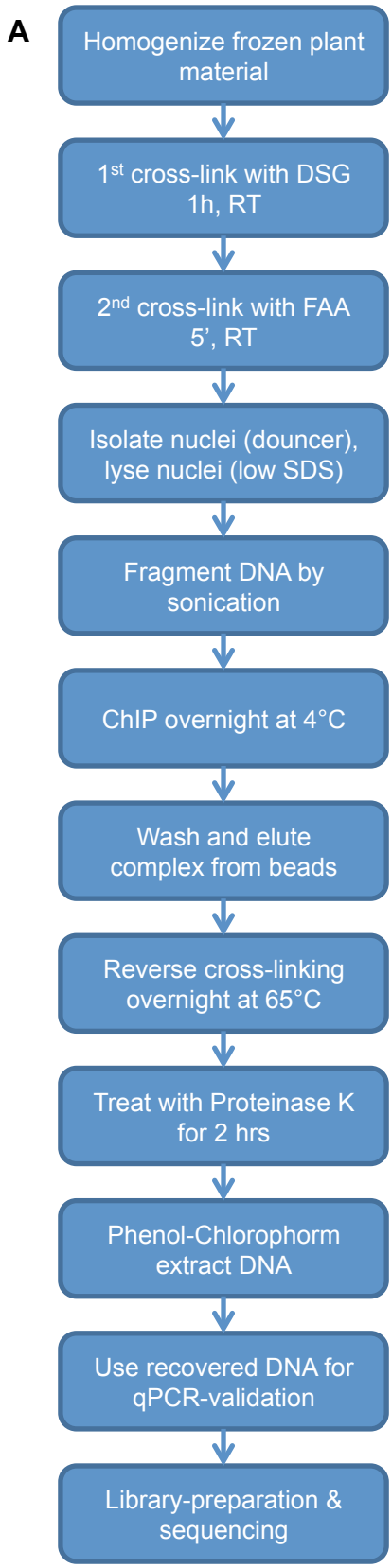
A
Homogenize frozen plant material
1st cross-link with DSG 1h, RT
2nd cross-link with FAA 5', RT
Isolate nuclei (douncer), lyse nuclei (low SDS)
Fragment DNA by sonication
ChIP overnight at 4°C
Wash and elute complex from beads
Reverse cross-linking overnight at 65°C
Treat with Proteinase K for 2 hrs
Phenol-Chlorophorm extract DNA
Use recovered DNA for qPCR-validation
Library-preparation & sequencing

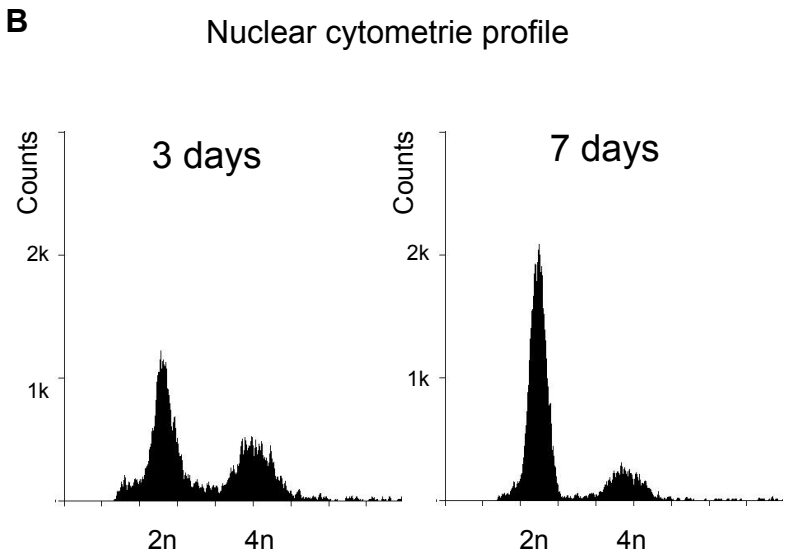
B
Nuclear cytometrie profile
3 days
7 days
Counts
2k
1k
2n
4n

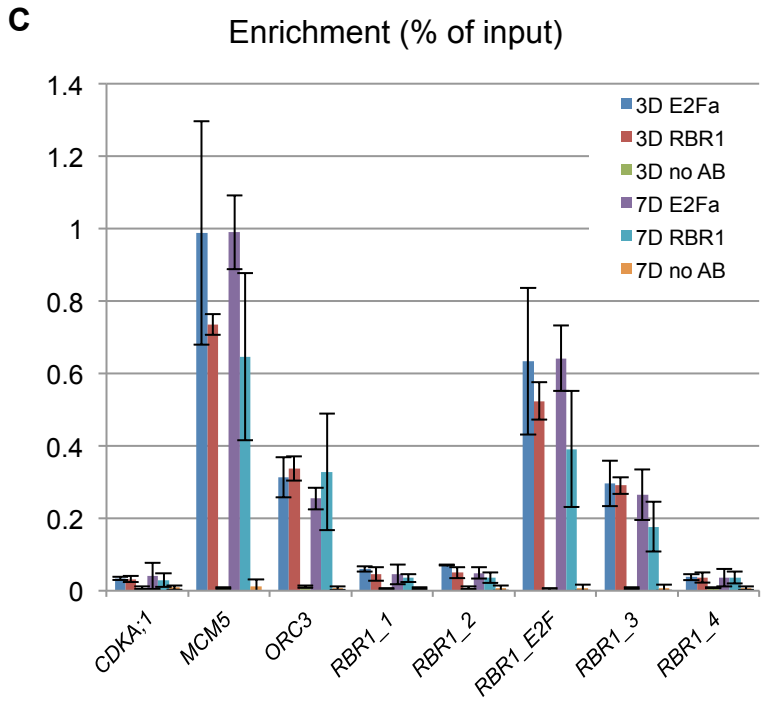
C
Enrichment (% of input)
1.4
1.2
1
0.8
0.6
0.4
0.2
0
3D E2Fa
3D RBR1
3D no AB
7D E2Fa
7D RBR1
7D no AB
CDKA;1
MCM5
ORC3
RBR1_1
RBR1_2
RBR1_E2F
RBR1_3
RBR1_4

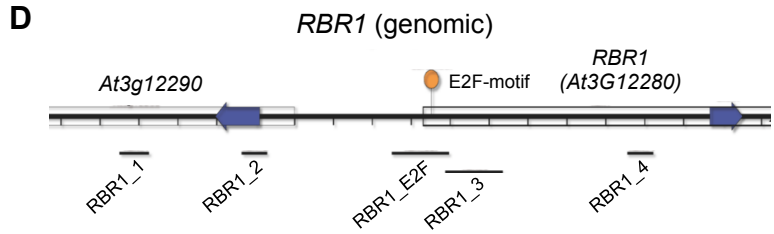
D
RBR1 (genomic)
At3g12290
E2F-motif
RBR1
(At3G12280)
RBR1_1
RBR1_2
RBR1_E2F
RBR1_3
RBR1_4