

# Supplementary Materials: Predicting the Solubility of Pharmaceutical Cocrystals in Solvent/Anti-Solvent Mixtures

Linda Lange, Stefan Heisel and Gabriele Sadowski

**Table S1.** Solubilities of nicotinamide in ethanol/ethyl acetate mixtures measured in this work in mole fractions (including standard deviation) at 298.15 K.

$w_{ethanol}$ in (Solute-Free) Solvent Mixture	$x_{nicotinamide}^L$
1	$4.46 \times 10^{-2}$ ( $3.08 \times 10^{-6}$ )
0.75	$5.10 \times 10^{-2}$ ( $2.48 \times 10^{-5}$ )
0.5	$4.90 \times 10^{-2}$ ( $1.88 \times 10^{-5}$ )
0.25	$3.40 \times 10^{-2}$ ( $1.69 \times 10^{-5}$ )
0	$7.74 \times 10^{-3}$ ( $2.17 \times 10^{-5}$ )

**Table S2.** Solubilities of nicotinamide in ethanol/ethyl acetate mixtures measured in this work in mole fractions (including standard deviation) at 310.15 K.

$w_{ethanol}$ in (Solute-Free) Solvent Mixture	$x_{nicotinamide}^L$
1	$6.61 \times 10^{-2}$ ( $2.80 \times 10^{-5}$ )
0.5	$6.61 \times 10^{-2}$ ( $2.70 \times 10^{-5}$ )
0.25	$4.60 \times 10^{-2}$ ( $8.61 \times 10^{-6}$ )
0	$1.13 \times 10^{-2}$ [1]

**Table S3.** Solubilities of nicotinamide in ethanol/water mixtures measured in this work in mole fractions (Including standard deviation) at 298.15 K.

$w_{ethanol}$ in (Solute-Free) Solvent Mixture	$x_{nicotinamide}^L$
1	$4.46 \times 10^{-2}$ ( $3.08 \times 10^{-6}$ )
0.5	$1.20 \times 10^{-1}$ ( $9.81 \times 10^{-4}$ )
0	$1.04 \times 10^{-1}$ [1]

**Table S4.** Solubilities of nicotinamide in ethanol/acetonitrile mixtures measured in this work in mole fractions (including standard deviation) at 298.15 K.

$w_{ethanol}$ in (Solute-Free) Solvent Mixture	$x_{nicotinamide}^L$
1	$4.46 \times 10^{-2}$ ( $3.08 \times 10^{-6}$ )
0.66	$5.61 \times 10^{-2}$ ( $4.18 \times 10^{-4}$ )
0	$8.65 \times 10^{-3}$ ( $1.56 \times 10^{-5}$ )

**Table S5.** Solubilities of succinic acid in ethanol/ethyl acetate mixtures measured in this work in mole fractions (including standard deviation) at 298.15 K.

$w_{ethanol}$ in (Solute-Free) Solvent Mixture	$x_{succinic\ acid}^L$
1	$4.20 \times 10^{-2}$ ( $1.60 \times 10^{-3}$ )
0.75	$4.69 \times 10^{-2}$ ( $1.32 \times 10^{-3}$ )
0.5	$4.60 \times 10^{-2}$ ( $5.93 \times 10^{-4}$ )
0.25	$3.10 \times 10^{-2}$ ( $1.15 \times 10^{-3}$ )
0	$3.87 \times 10^{-3}$ ( $1.88 \times 10^{-5}$ )

**Table S6.** Solubilities of succinic acid in ethanol/ethyl acetate mixtures measured in this work in mole fractions (including standard deviation) at 310.15 K.

$w_{ethanol}$ in (Solute-Free) Solvent Mixture	$x_{succinic\ acid}^L$
1	$5.73 \times 10^{-2}$ ( $2.70 \times 10^{-3}$ )
0.5	$6.01 \times 10^{-2}$ ( $1.71 \times 10^{-3}$ )
0.25	$4.75 \times 10^{-2}$ ( $2.79 \times 10^{-3}$ )
0	$5.46 \times 10^{-3}$ ( $1.28 \times 10^{-5}$ )

**Table S7.** Solubilities of succinic acid in ethanol/water mixtures measured in this work in mole fractions (including standard deviation) at 298.15 K.

$w_{ethanol}$ in (Solute-Free) Solvent Mixture	$x_{succinic\ acid}^L$
1	$4.20 \times 10^{-2}$ ( $1.60 \times 10^{-3}$ )
0.5	$4.10 \times 10^{-2}$ ( $1.58 \times 10^{-4}$ )
0	$1.67 \times 10^{-2}$ ( $4.93 \times 10^{-4}$ )

**Table S8.** Solubilities of succinic acid in ethanol/acetonitrile mixtures measured in this work in mole fractions (including standard deviation) at 298.15 K.

$w_{ethanol}$ in (Solute-Free) Solvent Mixture	$x_{succinic\ acid}^L$
1	$4.20 \times 10^{-2}$ ( $1.60 \times 10^{-3}$ )
0.66	$4.60 \times 10^{-2}$ ( $3.81 \times 10^{-4}$ )
0	$3.44 \times 10^{-3}$ ( $1.72 \times 10^{-5}$ )

**Table S9.** Solubilities of the nicotinamide/succinic acid cocrystal system in ethanol measured in this work in mole fractions (including standard deviation) at 298.15 K.

$x_{succinic\ acid}^L$	$x_{nicotinamide}^L$	Solid Phase
$2.68 \times 10^{-2}$ ( $2.04 \times 10^{-5}$ )	$3.84 \times 10^{-3}$ ( $1.84 \times 10^{-5}$ )	cocrystal
$2.02 \times 10^{-2}$ ( $5.79 \times 10^{-5}$ )	$4.15 \times 10^{-3}$ ( $1.29 \times 10^{-5}$ )	cocrystal
$7.59 \times 10^{-3}$ ( $1.75 \times 10^{-4}$ )	$7.31 \times 10^{-3}$ ( $7.34 \times 10^{-7}$ )	cocrystal
$1.73 \times 10^{-3}$ ( $1.11 \times 10^{-4}$ )	$1.44 \times 10^{-2}$ ( $5.61 \times 10^{-5}$ )	cocrystal
$8.86 \times 10^{-4}$ ( $1.77 \times 10^{-5}$ )	$1.89 \times 10^{-2}$ ( $1.50 \times 10^{-4}$ )	cocrystal
$4.20 \times 10^{-2}$ ( $1.60 \times 10^{-3}$ )	0	succinic acid
0	$4.46 \times 10^{-2}$ ( $3.08 \times 10^{-6}$ )	nicotinamide

**Table S10.** Solubilities of the nicotinamide/succinic acid cocrystal system in ethanol/ethyl acetate (0.75/0.25 w/w) measured in this work in mole fractions (including standard deviation) at 298.15 K.

$x_{succinic\ acid}^L$	$x_{nicotinamide}^L$	Solid Phase
$4.87 \times 10^{-2}$ ( $3.42 \times 10^{-4}$ )	$4.24 \times 10^{-3}$ ( $2.75 \times 10^{-5}$ )	cocrystal
$3.47 \times 10^{-2}$ ( $7.21 \times 10^{-5}$ )	$4.54 \times 10^{-3}$ ( $2.01 \times 10^{-5}$ )	cocrystal
$2.34 \times 10^{-2}$ ( $1.42 \times 10^{-4}$ )	$5.11 \times 10^{-3}$ ( $5.19 \times 10^{-6}$ )	cocrystal
$1.01 \times 10^{-2}$ ( $5.35 \times 10^{-5}$ )	$6.57 \times 10^{-3}$ ( $3.63 \times 10^{-5}$ )	cocrystal
$4.51 \times 10^{-3}$ ( $1.90 \times 10^{-4}$ )	$9.91 \times 10^{-3}$ ( $9.83 \times 10^{-6}$ )	cocrystal
$1.54 \times 10^{-3}$ ( $9.19 \times 10^{-6}$ )	$1.76 \times 10^{-2}$ ( $1.32 \times 10^{-5}$ )	cocrystal
$7.21 \times 10^{-4}$ ( $5.69 \times 10^{-6}$ )	$3.21 \times 10^{-2}$ ( $7.60 \times 10^{-5}$ )	cocrystal
$4.29 \times 10^{-4}$ ( $4.58 \times 10^{-5}$ )	$4.49 \times 10^{-2}$ ( $4.02 \times 10^{-5}$ )	cocrystal
$4.69 \times 10^{-2}$ ( $1.32 \times 10^{-3}$ )	0	succinic acid
0	$5.10 \times 10^{-2}$ ( $2.48 \times 10^{-5}$ )	nicotinamide

**Table S11.** Solubilities of the nicotinamide/succinic acid cocrystal system in ethanol/ethyl acetate (0.50/0.50 *w/w*) measured in this work in mole fractions (including standard deviation) at 298.15 K.

$x_{succinic\ acid}^L$	$x_{nicotinamide}^L$	Solid Phase
$1.93 \times 10^{-2}$ ( $4.71 \times 10^{-4}$ )	$5.38 \times 10^{-3}$ ( $4.23 \times 10^{-5}$ )	cocrystal
$1.20 \times 10^{-2}$ ( $2.09 \times 10^{-4}$ )	$6.00 \times 10^{-3}$ ( $1.12 \times 10^{-5}$ )	cocrystal
$2.56 \times 10^{-3}$ ( $1.05 \times 10^{-4}$ )	$1.47 \times 10^{-2}$ ( $8.47 \times 10^{-5}$ )	cocrystal
$3.86 \times 10^{-4}$ ( $2.01 \times 10^{-4}$ )	$2.68 \times 10^{-2}$ ( $1.19 \times 10^{-5}$ )	cocrystal
$3.97 \times 10^{-4}$ ( $2.33 \times 10^{-5}$ )	$4.05 \times 10^{-2}$ ( $1.36 \times 10^{-4}$ )	cocrystal
$4.60 \times 10^{-2}$ ( $5.93 \times 10^{-4}$ )	0	succinic acid
0	$4.90 \times 10^{-2}$ ( $1.88 \times 10^{-5}$ )	nicotinamide

**Table S12.** Solubilities of the nicotinamide/succinic acid cocrystal system in ethanol/ethyl acetate (0.25/0.75 *w/w*) measured in this work in mole fractions (including standard deviation) at 298.15 K.

$x_{succinic\ acid}^L$	$x_{nicotinamide}^L$	Solid Phase
$6.11 \times 10^{-3}$ ( $7.41 \times 10^{-5}$ )	$5.24 \times 10^{-3}$ ( $7.22 \times 10^{-5}$ )	cocrystal
$2.72 \times 10^{-3}$ ( $1.21 \times 10^{-6}$ )	$7.75 \times 10^{-3}$ ( $2.98 \times 10^{-6}$ )	cocrystal
$9.27 \times 10^{-4}$ ( $9.46 \times 10^{-6}$ )	$1.44 \times 10^{-2}$ ( $4.25 \times 10^{-5}$ )	cocrystal
$4.78 \times 10^{-4}$ ( $1.11 \times 10^{-5}$ )	$2.17 \times 10^{-2}$ ( $8.65 \times 10^{-6}$ )	cocrystal
$3.19 \times 10^{-4}$ ( $1.34 \times 10^{-6}$ )	$2.94 \times 10^{-2}$ ( $4.14 \times 10^{-5}$ )	cocrystal
$3.10 \times 10^{-2}$ ( $1.15 \times 10^{-3}$ )	0	succinic acid
0	$3.40 \times 10^{-2}$ ( $1.69 \times 10^{-5}$ )	nicotinamide

**Table S13.** Solubilities of the nicotinamide/succinic acid cocrystal system in ethyl acetate measured in this work in mole fractions (including standard deviation) at 298.15 K.

$x_{succinic\ acid}^L$	$x_{nicotinamide}^L$	Solid Phase
$1.58 \times 10^{-4}$ ( $1.10 \times 10^{-5}$ )	$1.60 \times 10^{-3}$ ( $8.66 \times 10^{-6}$ )	cocrystal
$8.44 \times 10^{-5}$ ( $2.48 \times 10^{-5}$ )	$2.13 \times 10^{-3}$ ( $2.59 \times 10^{-6}$ )	cocrystal
$6.10 \times 10^{-5}$ ( $6.10 \times 10^{-5}$ )	$3.14 \times 10^{-3}$ ( $9.90 \times 10^{-6}$ )	cocrystal
$3.87 \times 10^{-3}$ ( $1.88 \times 10^{-5}$ )	0	succinic acid
0	$7.74 \times 10^{-3}$ ( $2.17 \times 10^{-5}$ )	nicotinamide

**Table S14.** Solubilities of the nicotinamide/succinic acid cocrystal system in acetonitrile measured in this work in mole fractions (including standard deviation) at 298.15 K.

$x_{succinic\ acid}^L$	$x_{nicotinamide}^L$	Solid Phase
$2.50 \times 10^{-3}$ ( $3.74 \times 10^{-5}$ )	$6.46 \times 10^{-4}$ ( $9.23 \times 10^{-7}$ )	cocrystal
$7.11 \times 10^{-4}$ ( $3.56 \times 10^{-5}$ )	$9.00 \times 10^{-4}$ ( $1.38 \times 10^{-6}$ )	cocrystal
$1.97 \times 10^{-5}$	$4.68 \times 10^{-3}$ ( $2.09 \times 10^{-4}$ )	cocrystal
$3.44 \times 10^{-3}$ ( $1.72 \times 10^{-5}$ )	0	succinic acid
0	$8.65 \times 10^{-3}$ ( $1.56 \times 10^{-5}$ )	nicotinamide

**Table S15.** Solubilities of the nicotinamide/succinic acid cocrystal system in ethanol/acetonitrile (0.66/0.34 *w/w*) measured in this work in mole fractions (including standard deviation) at 298.15 K.

$x_{succinic\ acid}^L$	$x_{nicotinamide}^L$	Solid Phase
$3.41 \times 10^{-2}$ ( $1.49 \times 10^{-4}$ )	$4.51 \times 10^{-3}$ ( $1.43 \times 10^{-4}$ )	cocrystal
$1.88 \times 10^{-2}$ ( $4.41 \times 10^{-5}$ )	$5.81 \times 10^{-3}$ ( $4.26 \times 10^{-5}$ )	cocrystal
$8.21 \times 10^{-3}$ ( $1.47 \times 10^{-5}$ )	$8.61 \times 10^{-3}$ ( $3.72 \times 10^{-7}$ )	cocrystal
$2.84 \times 10^{-3}$ ( $3.64 \times 10^{-5}$ )	$1.46 \times 10^{-2}$ ( $1.16 \times 10^{-5}$ )	cocrystal
$1.02 \times 10^{-3}$ ( $2.03 \times 10^{-5}$ )	$2.39 \times 10^{-2}$ ( $6.31 \times 10^{-5}$ )	cocrystal
$8.01 \times 10^{-4}$ ( $1.23 \times 10^{-6}$ )	$3.53 \times 10^{-2}$ ( $9.21 \times 10^{-5}$ )	cocrystal
$4.60 \times 10^{-2}$ ( $3.81 \times 10^{-4}$ )	0	succinic acid
0	$5.61 \times 10^{-2}$ ( $4.18 \times 10^{-4}$ )	nicotinamide

**Table S16.** Solubilities of the nicotinamide/succinic acid cocrystal system in ethanol/water (0.5/0.5 *w/w*) measured in this work in mole fractions (including standard deviation) at 298.15 K.

$x_{succinic\ acid}^L$	$x_{nicotinamide}^L$	Solid Phase
$3.91 \times 10^{-2}$ ( $2.25 \times 10^{-3}$ )	$1.10 \times 10^{-2}$ ( $1.71 \times 10^{-5}$ )	cocrystal
$2.51 \times 10^{-2}$ ( $9.57 \times 10^{-5}$ )	$1.18 \times 10^{-2}$ ( $1.45 \times 10^{-5}$ )	cocrystal
$1.44 \times 10^{-2}$ ( $7.08 \times 10^{-5}$ )	$1.65 \times 10^{-2}$ ( $1.05 \times 10^{-5}$ )	cocrystal
$3.59 \times 10^{-3}$ ( $5.76 \times 10^{-5}$ )	$3.35 \times 10^{-2}$ ( $2.97 \times 10^{-4}$ )	cocrystal
$1.57 \times 10^{-3}$ ( $4.39 \times 10^{-6}$ )	$6.57 \times 10^{-2}$ ( $6.65 \times 10^{-5}$ )	cocrystal
$4.10 \times 10^{-2}$ ( $1.58 \times 10^{-4}$ )	0	succinic acid
0	$1.20 \times 10^{-1}$ ( $9.81 \times 10^{-4}$ )	nicotinamide

**Table S17.** Solubilities of the nicotinamide/succinic acid cocrystal system in water measured in this work in mole fractions (including standard deviation) at 298.15 K.

$x_{succinic\ acid}^L$	$x_{nicotinamide}^L$	Solid Phase
$3.62 \times 10^{-4}$ ( $5.56 \times 10^{-5}$ )	$4.37 \times 10^{-2}$ ( $1.36 \times 10^{-6}$ )	cocrystal
$1.00 \times 10^{-2}$ ( $2.95 \times 10^{-5}$ )	$3.48 \times 10^{-3}$ ( $1.34 \times 10^{-4}$ )	cocrystal
$5.92 \times 10^{-4}$ ( $4.07 \times 10^{-5}$ )	$3.56 \times 10^{-2}$ ( $3.46 \times 10^{-5}$ )	cocrystal
$5.38 \times 10^{-3}$ ( $9.12 \times 10^{-5}$ )	$4.65 \times 10^{-3}$ ( $6.62 \times 10^{-7}$ )	cocrystal
$1.67 \times 10^{-2}$ ( $4.93 \times 10^{-4}$ )	0	succinic acid
0	$1.04 \times 10^{-1}$ [1]	nicotinamide

**Table S18.** Solubilities of the nicotinamide/succinic acid cocrystal system in ethanol measured in this work in mole fractions (including standard deviation) at 310.15 K.

$x_{succinic\ acid}^L$	$x_{nicotinamide}^L$	Solid Phase
$4.74 \times 10^{-2}$ ( $1.73 \times 10^{-3}$ )	$6.01 \times 10^{-3}$ ( $2.56 \times 10^{-4}$ )	cocrystal
$2.38 \times 10^{-2}$ ( $2.01 \times 10^{-4}$ )	$7.24 \times 10^{-3}$ ( $1.16 \times 10^{-5}$ )	cocrystal
$4.46 \times 10^{-3}$ ( $1.24 \times 10^{-4}$ )	$1.35 \times 10^{-2}$ ( $6.52 \times 10^{-6}$ )	cocrystal
$5.66 \times 10^{-4}$ ( $1.93 \times 10^{-4}$ )	$4.42 \times 10^{-2}$ ( $5.79 \times 10^{-4}$ )	cocrystal
$5.73 \times 10^{-2}$ ( $2.70 \times 10^{-3}$ )	0	succinic acid
0	$6.61 \times 10^{-2}$ ( $2.80 \times 10^{-5}$ )	nicotinamide

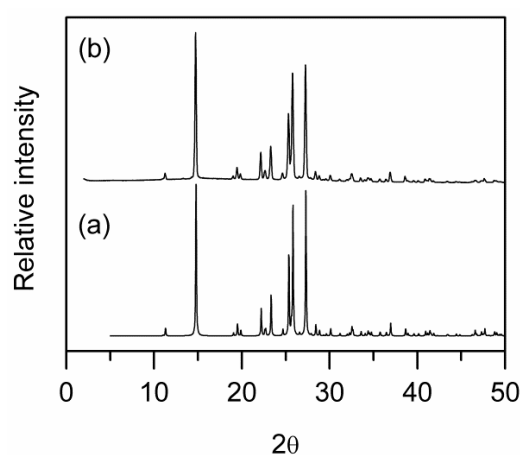
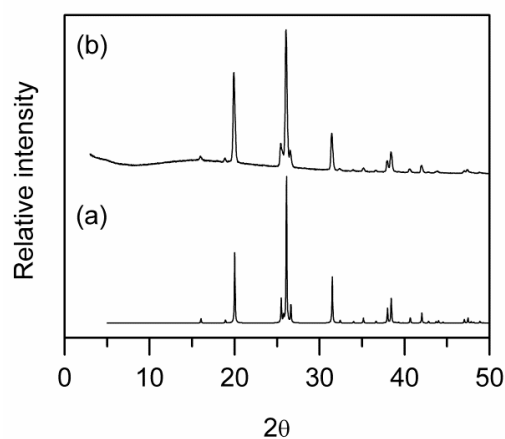
**Table S19.** Solubilities of the nicotinamide/succinic acid cocrystal system in ethanol/ethyl acetate (0.50/0.50 *w/w*) measured in this work in mole fractions (including standard deviation) at 310.15 K.

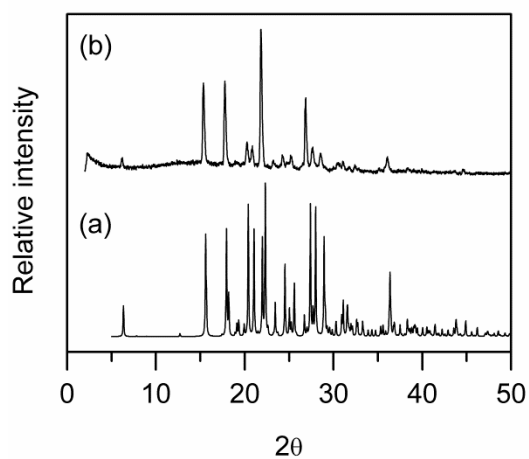
$x_{succinic\ acid}^L$	$x_{nicotinamide}^L$	Solid Phase
$4.14 \times 10^{-2}$ ( $3.17 \times 10^{-4}$ )	$7.31 \times 10^{-3}$ ( $6.33 \times 10^{-6}$ )	cocrystal
$1.98 \times 10^{-2}$ ( $1.02 \times 10^{-4}$ )	$8.96 \times 10^{-3}$ ( $1.14 \times 10^{-5}$ )	cocrystal
$4.44 \times 10^{-3}$ ( $8.27 \times 10^{-5}$ )	$1.68 \times 10^{-2}$ ( $6.43 \times 10^{-5}$ )	cocrystal
$1.18 \times 10^{-3}$ ( $2.62 \times 10^{-5}$ )	$3.90 \times 10^{-2}$ ( $8.82 \times 10^{-5}$ )	cocrystal
$6.01 \times 10^{-2}$ ( $1.71 \times 10^{-3}$ )	0	succinic acid
0	$6.61 \times 10^{-2}$ ( $2.70 \times 10^{-5}$ )	nicotinamide

**Table S20.** Solubilities of the nicotinamide/succinic acid cocrystal system in ethanol/ethyl acetate (0.25/0.75 *w/w*) measured in this work in mole fractions (including standard deviation) at 310.15 K.

$x_{succinic\ acid}^L$	$x_{nicotinamide}^L$	Solid Phase
$3.70 \times 10^{-2}$ ( $2.29 \times 10^{-4}$ )	$4.04 \times 10^{-3}$ ( $4.86 \times 10^{-5}$ )	cocrystal
$1.74 \times 10^{-2}$ ( $2.65 \times 10^{-5}$ )	$4.60 \times 10^{-3}$ ( $8.72 \times 10^{-5}$ )	cocrystal
$2.62 \times 10^{-3}$ ( $6.92 \times 10^{-5}$ )	$1.01 \times 10^{-2}$ ( $1.30 \times 10^{-5}$ )	cocrystal
$3.25 \times 10^{-4}$ ( $7.49 \times 10^{-5}$ )	$3.34 \times 10^{-2}$ ( $7.26 \times 10^{-5}$ )	cocrystal
$4.75 \times 10^{-2}$ ( $2.79 \times 10^{-3}$ )	0	succinic acid
0	$4.60 \times 10^{-2}$ ( $8.61 \times 10^{-6}$ )	nicotinamide

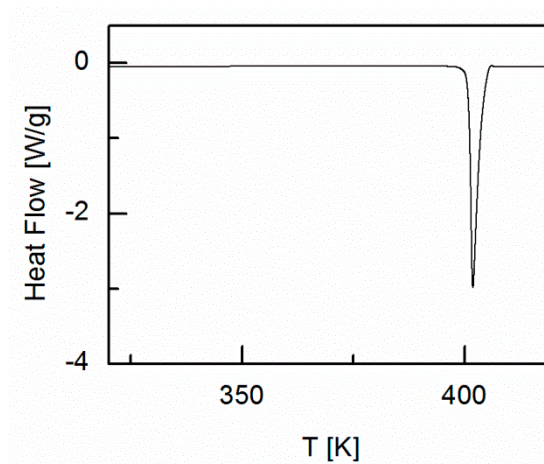
## PXRD Pattern

**Figure S1.** Representative PXRD patterns of nicotinamide (a) simulated from single-crystal data [2] and (b) experimental.**Figure S2.** Representative PXRD patterns of succinic acid (a) simulated from single-crystal data [3] and (b) experimental.

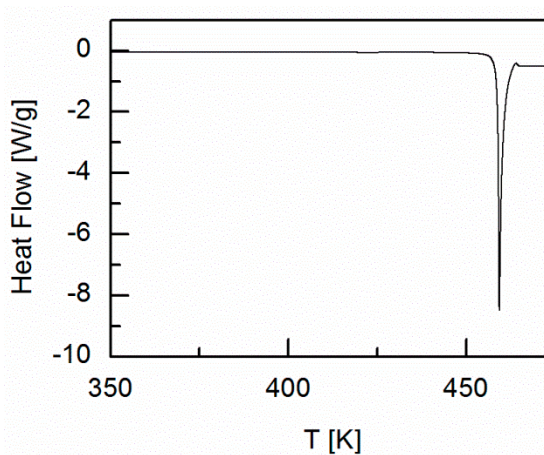


**Figure S3.** Representative PXRD patterns of cocystal containing of nicotinamide and succinic acid (2:1) (a) simulated from single-crystal data [4] and (b) experimental.

#### DSC Pattern



**Figure S4.** DSC data (heat flow) of nicotinamide.



**Figure S5.** DSC data (heat flow) of succinic acid.

## References

1. Klein, T.; Laube, F.; Prudic, A. *Laboratory of Thermodynamics*; TU Dortmund: Dortmund, Germany, 2013.
2. Miwa, Y.; Mizuno, T.; Tsuchida, K.; Taga, T.; Iwata, Y. Experimental charge density and electrostatic potential in nicotinamide. *Acta Cryst. C* **1999**, *55*, 78–84.
3. Leviel, J.-L.; Auvert, G.; Savariault, J.-M. Hydrogen bond studies. A neutron diffraction study of the structures of succinic acid at 300 and 77 K. *Acta Cryst. B* **1981**, *37*, 2185–2189.
4. Thompson, L. J.; Voguri, R. S.; Cowell, A.; Male, L.; Tremayne, M. The cocrystal nicotinamide–succinic acid (2/1). *Acta Cryst. C* **2010**, *66*, o421–o424.