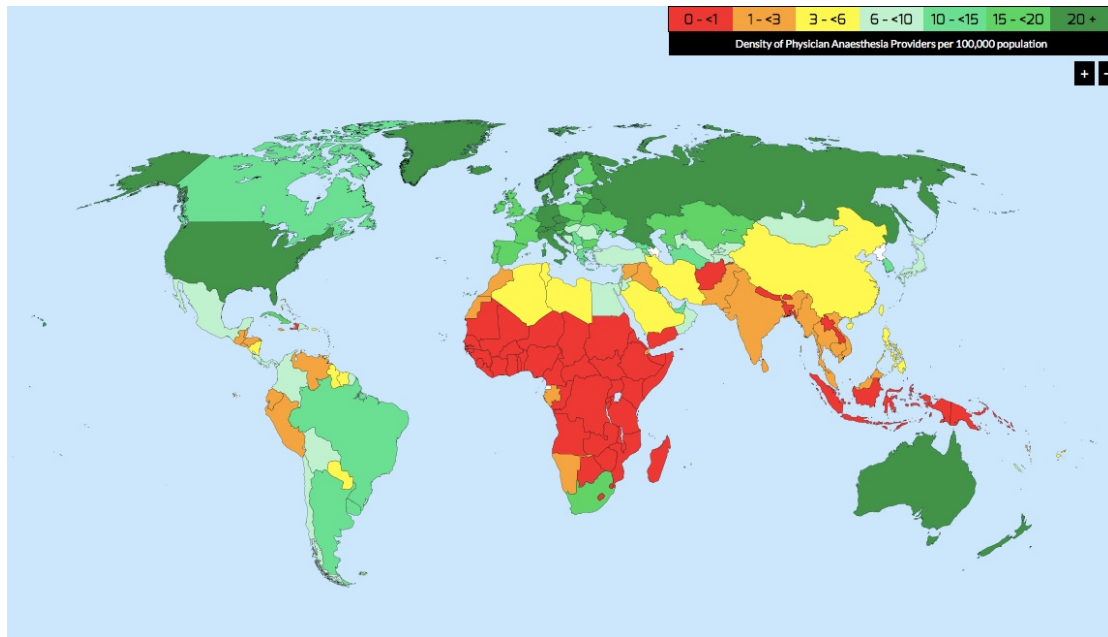


## Appendix

### Density of Physician Anaesthesia Providers per 100,000 population<sup>3</sup>



## **List of countries included in the analysis**

### **African Region**

Algeria, Angola, Benin, Botswana, Burkina Faso, Cameroon, Cape Verde, Chad, Congo, Côte d'Ivoire, Democratic Republic of the Congo, Eritrea, Ethiopia, Gabon, Gambia, Ghana, Guinea, Guinea-Bissau, Kenya, Lesotho, Madagascar, Malawi, Mali, Mauritania, Mauritius, Mozambique, Namibia, Niger, Nigeria, Rwanda, Sao Tome and Principe, Senegal, Sierra Leone, South Africa, South Sudan, Togo, Uganda, United Republic of Tanzania, Zambia, Zimbabwe

### **American Region**

Argentina, Bahamas, Barbados, Belize, Bolivia, Brazil, Canada, Chile, Colombia, Costa Rica, Cuba, Dominican Republic, Ecuador, El Salvador, Guatemala, Guyana, Haiti, Honduras, Jamaica, Mexico, Nicaragua, Panama, Paraguay, Peru, Saint Lucia, Saint Vincent and the Grenadines, Suriname, Trinidad and Tobago, United States of America, Uruguay, Venezuela

### **Eastern Mediterranean Region**

Afghanistan, Bahrain, Djibouti, Egypt, Iran, Iraq, Jordan, Kuwait, Lebanon, Libya, Morocco, Oman, Pakistan, Saudi Arabia, Sudan, Syrian Arab Republic, Tunisia, United Arab Emirates, Yemen

### **European Region**

Albania, Armenia, Austria, Belarus, Belgium, Bosnia and Herzegovina, Bulgaria, Croatia, Cyprus, Czech Republic, Denmark, Estonia, Finland, France, Georgia, Germany, Greece, Hungary, Iceland, Ireland, Israel, Italy, Kazakhstan, Kyrgyzstan, Latvia, Lithuania, Luxembourg, Malta, Montenegro, Netherlands, Norway, Poland, Portugal, Moldova, Romania, Russian Federation, Serbia, Slovakia, Slovenia, Spain, Sweden, Switzerland, Tajikistan, Turkey, Turkmenistan, Ukraine, United Kingdom, Uzbekistan

### **South-East Asian Region**

Bangladesh, Bhutan, India, Indonesia, Myanmar, Nepal, Sri Lanka, Thailand, Timor-Leste

### **Western Pacific Region**

Australia, Cambodia, China, Cook Islands, Japan, Kiribati, Lao, Malaysia, Marshall Islands, Mongolia, New Zealand, Papua New Guinea, Philippines, Republic of Korea, Samoa, Singapore, Solomon Islands, Tonga, Vanuatu, Viet Nam

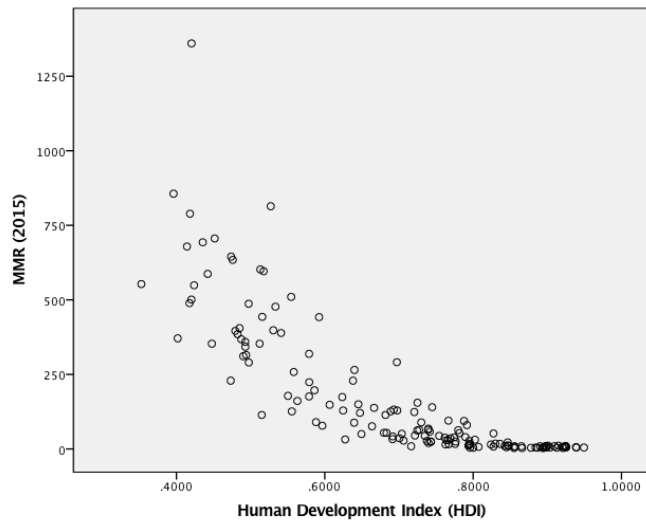


Figure 1a: The relationship between MMR and HDI (correlation coefficient = -0.761  $p < 0.001$  - Kendall's Tau-b)

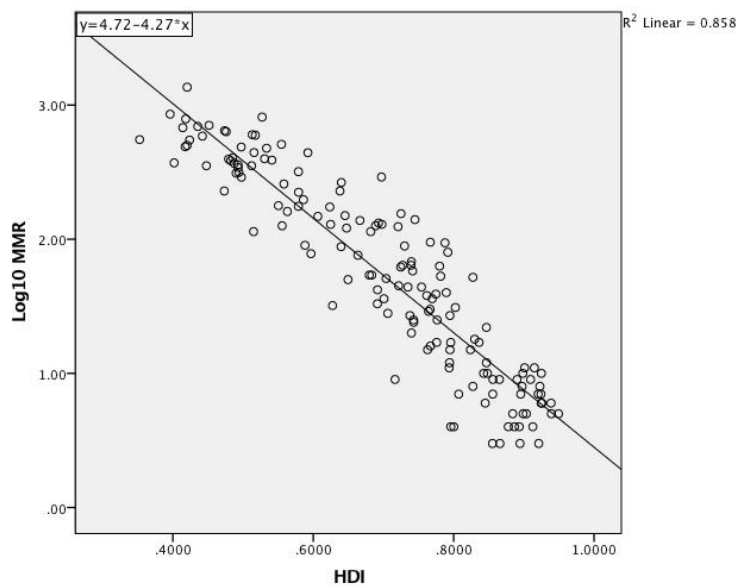


Figure 1b: The relationship between MMR and HDI is best described by plotting the  $\log_{10}$ MMR against HDI ( $R^2 = 0.858$ )